


Practical

NOVEMBER 1987 £1.20

Wireless


ISSN 0141-0857

The Radio Magazine



PRE-PUBLICATION OFFER
Newnes Radio Amateur & Listener's Pocket Book

REVIEWED
The PK-232 Intelligent Terminal Unit



**Build Our RTTY
Tuning Indicator**

Introducing the next logical step.

Yaesu's Dual Band Handie.

Two affordable radios in one—that's exciting.

Yaesu's dual-band FT-727R packs our best hand portable know-how into one compact design. At a price that's in step with your amateur budget.

Hit hard-to-reach repeaters with a powerful 5 watts on both 2 meters and 70 cms.

Work the bands quickly and easily with a wealth of microprocessor-controlled commands:

Jump between the separate VHF and UHF VFO registers. Program each of the ten memories for instant recall of repeater input and output frequencies and odd splits.

Scan the memory channels, the entire band, or a band segment. And return to any special frequency with the priority feature.

Conserve power with the battery saver. It lets you monitor silently

while drawing negligible current. And measure your battery level with the digital battery voltmeter. There's even a "Low Battery" LED.

Finally, your operation is rounded off with features like VOX capability. A one-touch repeater reverse switch. An LCD readout with illumination lamp. A high/low power switch. Remote computer control capability. And Yaesu's full line of optional accessories.

So step up your operating capability now with the logical choice in portable operation.

Yaesu's dual-band FT-727R.



YAESU

*South Midlands Communications
S.M. House, School Close,
Chandlers Ford Industrial Estate,
Eastleigh, Hants SO5 3BY
Tel: (0703) 255111
UK Sole Distributor*

Practical Wireless

The Radio Magazine

NOVEMBER 1987 (ON SALE 8 OCTOBER)

VOL. 63 NO. 11 ISSUE 968

NEXT MONTH

Build our
Semiconductor
Tester

"Making Waves"
A new series on
propagation
and antennas

"Valved Comms
Receivers"
The Hammarlund
Super-Pro

plus

All the usual
features

Don't miss
it—place
your order with
your
newsagent now!

On sale
November 12

Contents subject to last-minute revision

- 19 PW Review**
Circuit RF Power Sensors
- 22 ★ PW SPECIAL BOOK OFFER ★**
The Radio Amateur and Listener's
Pocket Book
- 23 Variable Power for the IC-251E**
N. F. Montanana G8RWG
- 28 Practically Yours**
Glen Ross G8MWR
- 30 PW Review**
PK232 Intelligent Terminal Unit
Mike Richards G4WNC
- 34 RTTY Tuning Indicator**
R. A. Penfold
- 44 Valved Communications
Receivers**
The Hallicrafters Sky Buddy
Chas E. Miller
- 48 Names from the Past**
Joseph Henry by Tony Smith G4FAI
- 48 Errors and Updates**
Passive Bandpass Audio Filters, Aug.
1987
PW Review—Icom IC-751A, Oct. 1987
Micro-power Pilot Light, Practical
Power Supplies
- 50 Computing Corner**
Paul Newman
- 52 PW QRP Contest Results**
Neill Taylor G4HLX
- 56 Confessions of a Radio Officer**
Roger Lancaster
- 58 Kitchen Konstruktion**
Richard Q. Marris G2BZQ

Regular Features

79 Advert Index	43 PCB Service	43 Subscriptions
62 Book Service	18 PW Services	51,58 Swap Spot
24 News Desk	61 Short Wave Magazine	16 Write On
64 On the Air		

Editorial and Advertisement Offices:

Practical Wireless
Enefco House
The Quay
Poole, Dorset BH15 1PP
☎ Poole (0202) 678558 (Out-of-hours
service by answering machine)
Prestel 202671191

Advertisement Manager
Roger Hall G4TNT ☎ 01-731 6222

Editor Geoff Arnold T.Eng FSERT G3GSR
Assistant Editor Dick Ganderton C.Eng. MIERE G8VFF
Art Editor Steve Hunt
Technical Features Editor Elaine Richards G4LFM
Technical Projects Sub-Editor Richard Ayley G6AKG
Editorial Assistant Sharon George
Technical Artist Rob Mackie
Administration Manager Kathy Etheridge
Clerical Assistant Claire Horton
Accounts Annette Martin

THIS MONTH



South Midlands

SCHOOL CLOSE, CHANDLERS FORD IND. EST., EAST

★ UNREPEATABLE OFFER ★



★ Specifications for VHF/UHF options. All modes LSB, USB, CW & FM. 10W RF output & <0.25µV for 12dB sinad. Synthesised dual VFO's & 11 memories. Switchable freq. steps and programmable RPT shift. Full duplex operation (with optional module). Packet radio compatibility.

430/726	70 cms UNIT	£199
50/726	6m UNIT	£249
SAT/726	SAT UNIT	£59
21/24/28	HF UNIT	£269

FT726R(2) £699 inc. VAT

WITH 12 MONTH WARRANTY AND FREE FINANCE AVAILABLE

YAESU 70CMS



- ★ 25/3W RF OUTPUT
- ★ COMPACT CASE SIZE
- ★ 10 MEMORY CHANNELS
- ★ OPTIONAL VOICE SYNTH

FT770RH £299.00 inc.



CLEARANCE SPECIALS

FT703R(4) 2.5W
THUMBWHEEL HANDHELD

£189 SAVE £106

FT709R(4) 4.5W
KEYBOARD HANDHELD

£199 SAVE £126

ALL THE ABOVE ITEMS CARRY FULL 1 YEAR WARRANTY

KDK 2m & 70cms BARGAIN BONANZA

AVAILABLE ONLY WHILST STOCKS LAST



- ★ 2m or 70cms COMPACT MOBILES (FM ONLY)
- ★ 25/5W O/P on 2m or 10/1W O/P on 70cms
- ★ 16 Programmable Memories plus Call
- ★ 4 Scanning Modes Skip, Carries, Auto & Delay
- ★ Unique MMI (Man Machine Interface) System
- ★ Large Easy to Read LCD Display

KDK FM 240 only £199 FM 740 only £199

LEEDS
SMC (Northern)
Nowell Lane
Industrial Estate
Leeds LS9 6JE
Leeds (0532) 350606
9-5.30 Mon-Sat

CHESTERFIELD
SMC (Midlands)
102 High Street
New Whittington,
Chesterfield
Chest. (0246) 453340
9.30-5.30 Tues-Sat

BUCKLEY
SMC (TMP)
Unit 27, Pinfold Lane
Buckley, Clwyd
Buckley (0244) 549563
10-5 Tues, Weds, Fri
10-4 Sat

JERSEY
SMC (Jersey)
1 Belmont Gardens
St. Helier, Jersey
Jersey (0634) 77067
9-5 pm Mon-Sat
Closed Wed

N. IRELAND
SMC N. Ireland
10 Ward Avenue
Bangor
County Down
0247 271875

BIRMINGHAM
SMC (Birmingham)
504 Alum Rock Road
Alum Rock
Birmingham B8 3HX
(021-237) 1497/6313
9-5 Tues-Fri
9-4 Sat

AXMINSTER
Reg Ward & Co Ltd
1 Western Parade
West Street,
Axminster
Devon EX13 5NY
Axminster (0297) 34918
9-5.30 Tues-Sat



Southampton Showroom open 9.00-5.00 Monday to Friday, 9.00-1.00 Saturday. Service Dept open Mon-Fri 9.00-5.00.

AGENTS: JOHN DOYLE, TRANSWORLD COMMS, NEATH (0639) 52374 DAY (0639) 2942 EVE
BOOTH HOLDINGS, SALTFOED, BRISTOL 02217 2402

DAVID STENNING, G4JA, LOUTH 0507 604967
JACK McVICAR, SCOTCOMMS, EDINBURGH 031 657 2430


THE BRAINS AND THE BRAWN



THE BRAINS OF THE OPERATION: THE FT-767GX

Features include 160 to 10 metre transmit, including WARC bands. Optional plug-in modules for 6-metre, 2-metre and 70-cm operation. Receiver coverage from 100KHz to 30MHz. AM, FM, SSB, CW, AFSK modes built in. Ten memories that store frequency, mode. Dual VFOs with one-touch split frequency capability. Digital SWR meter. Digital RF power meter. Built-in RF preamplifier. Adjustable drive level from 0 to 100 watts.

Up to 30 minutes continuous transmit (100% duty cycle). Quick turnaround time from TX to RX for AMTOR, Packet, and QSK CW. AGC slow/medium/fast/off selection.



THE MUSCLE TO GET YOU OUT: THE FL-7000.

This solid-state amplifier covers 160 to 15 metres, and includes a built-in power supply, automatic tuner and lots of powerful operating features.

There's fast turnaround time for break-in (QSK) CW, HF, packet, radio, and AMTOR. Only 70 watts excitation for full output, and 1200 watts PEP input power. Automation antenna matching sensor turns off amplifier and rematches tuner circuitry if SWR rises above 2:1. Hands-free automatic band change when used with FT-767GX, FT-757GX or FT-980. Connection to up to four antennas, including automatic selection via optional unit.

RRP FT767GX £1550.00 inc. VAT

RRP FL7000 £1600.00 inc. VAT

GENERAL COVERAGE RECEIVER



The JRC NRD525 receiver covers from 90KHz to 34MHz and with optional plug-in VHF/UHF converter, can operate in the ranges 34-60MHz, 114-174MHz and 423-456MHz. Frequency selection is by either main tuning knob or more quickly from the ten-key pad. The receiver comes complete with a 200 channel memory, each storing freq, mode, band width, AGC and ATT. For further user convenience the NRD525 is equipped with twin clocks and an optional RS-232C computer interface.

JRC NRD525 £1195 inc. VAT

NOW EVEN BETTER!

- ★ All Mode SSB (USB + LSB) CW, AM & FM
- ★ All Band Tx (General Coverage Rx)
- ★ 100% Duty Cycle (100w CW, FM 25w AM)
- ★ Pushbutton mode selection
- ★ Switchable VFO steps (all modes)
- ★ New Notch Filter
- ★ Dual VFO's and 10 Memories (Freq. & Mode)
- ★ Computer Compatibility (with optional interface)

OPTIONAL ACCESSORIES

FP757HD	Heavy Duty P.S.U.	£239	FAS-1-4R	Remote Antenna SW.	£80
FP757GX	Light Duty P.S.U.	£69	FC757AT	Automatic ATU	£349
	FL7000 500W Solid State Linear Amplifier	£1,600			



FT757GXII

RRP £969 inc. VAT

Prices subject to fluctuation.

FREE FINANCE . . .

On many regular priced items SMC offers. Free finance (on invoice balances over £120) 20% down and the balance over 6 months or 50% down and the balance over a year.

You pay no more than the cash price!

Details of eligible items available on request.

FREE S.M.C. SERVICE INTERLINK DELIVERY . . .

Free Interlink delivery on major equipment.

Small items, Plugs, Sockets, etc. by post £1.75. Antennas, Cables, Wire & larger items. Roadline up to £5.00. Interlink delivery available, upon request, for items other than radios, from £7.30 depending on weight. Same day despatch whenever possible.

GUARANTEE

Importer warranty on Yaesu Musen products. Ably staffed and equipped Service Department. Daily contact with the Yaesu Musen factory. Tens of thousands of spares and test equipment. Twenty-five years of professional experience.

● 2 years warranty on regular prices Yaesu products.

4

VISIT OUR STAND AT THE LEICESTER SHOW

THE LONDON AMATEUR EMPORIUM
FOR EVERYTHING RADIO

dressler
FOR ICOM

191 FRANCIS ROAD
LEYTON · E10 6NQ · LONDON
TELEX 8953609 LEXTON G

OPEN MON - SAT
9AM - 5.30PM
INTEREST FREE
HP FACILITIES AVAILABLE
ON MANY ITEMS
PROMPT MAIL ORDER



PHONE
01-558 0854
01-556 1415
FAX 01-558 1298

dressler
FOR PRIVATE MOBILE RADIO

IC28E/IC48E

VERY LATEST MINI-MOBILE
25/45 watts. RX 138-174MHz
£££ unbelievable value.



ICOM R7000 25MHz-2000MHz
SPECIAL OFFER!!



FREE
ARA 900.
ACTIVE ANTENNA
WORTH £139.00
£969

ICOM MICRO 2
HANDHELD

ICOM IC-02E

ALSO
AVAILABLE
IC275E

ALL SONY PRODUCTS
UK SUPPLIED



£239 inc. NiCad
Charger & Case

£269

£854
SPECIAL OFFER

SONY AIR 7

PORTABLE-AM-FM

144-174MHz
108-136MHz
150KHz-2194KHz

£249



SONY ICF 200ID

76-108 MHz
116-136 AIRBAND
153kHz-29.995MHz
FM - AM - SSB 32 MEMORIES
INC PSU, CARRY STRAP
& EARPHONE


£325



SONY ICF 7600D
76-108MHz

76-108MHz
153kHz-29.995MHz
Complete with case,
mains power supply,
earphone and
frequency list.

£169



**LATEST REMOTE
CONTROLLED ICOM**

28MHz - 50 - 144 - 432 - 1200

All in one unit. Full duplex.
600 CH memory, etc.



THE PRO-80
NOW IN STOCK
£329

NEW! ICOM IC275

2M
Multimode
Base
Station



£940

ACTIVE ANTENNAS

dressler - ara 30 -
active antenna

50 kHz . . . 40 MHz
WITH LIMITED PERFORMANCE UP TO
100MHz

Professional electronic circuitry with very wide
dynamic range. Meets professional demands
both in electronics and mechanical ruggedness.
75 cm long glass fibre rod. Circuit is built into
waterproof 2.5 mm thick aluminium tube. Ideal
for commercial and swl-receiving systems. £129.
See Review in August 1985 Issue p.35

**DRESSLER
ARA 900
ACTIVE ANTENNA**

50MHz to 1300MHz

Gain 17dB Typical

TECHNICAL SPECIFICATIONS
FOR ARA 900

Gain 17dB Typical (14-17dB)

Frequency Range 50-1300MHz

Noise Figure
1dB at 50-180MHz
1.5dB below 300MHz
2.0dB below 350MHz
2.7dB below 400MHz
3.0dB below 500MHz
3.8dB below 650MHz
4.6dB below 1300MHz

£139.00

Intercept Point 3rd Order: +18dbm at Input
Post £3.00 or Securicor £7.00 extra

Both antennas come complete with 7 metres of cable, interface, power supply and brackets.

LINEARS

**SPECIAL OFFER
4 ONLY D200S £925**

D200 2 MTR 500W SSB


£858

D200S 2 MTR 750W SSB SEE PANEL ABOVE

D70 70 CMS 550W SSB

£1030

CARRIAGE FREE - SECURICOR



PRE-AMPS - NEW MODELS

MODEL	FREQ.	NOISE	GAIN	POWER	PRICE
EVV1296C	1.25-1.3GHz	0.9-1.2	16-18dB	100W	£162
EVV700SMD	430-440MHz	0.5-0.9	15-18dB	500W PEP	£124
EVV2000SMD	144-146	0.6-0.9	16-18dB	1KW PEP	£124
EVV200VOX	144-146	0.6-0.9	16-18dB	450W PEP	£112
EV2GAAS	144-146	0.6-0.9	15-18dB	100W PEP	£75
VV INTERFACE FOR ABOVE PRE-AMPS					£31

RECEIVE PRE-AMPS

MODEL	FREQUENCY	NOISE	GAIN	PRICE
EWPA 560	50-600-1GHz		16.5dB-1dB	£79
EWPA 560(N)	50-600-1GHz		16.5dB-1dB	£89
IP3 order	+18dBm			
ERPA 1296	1.25-1.30	0.8	17-18dB	£120
ERPA 435	430-440	0.5	15-18dB	£70
ERPA 144	144-146	0.7	16-18dB	£66
ASA 12	0-1GHz		Masthead Antenna Switch	£59

**IDEAL FOR VHF SCANNERS, CARAVANS,
AND BOATS. SUPERB TV RECEPTION.**

S.E.M. UNIT P, UNION MILLS, ISLE OF MAN Tel: MAROWN (0624) 851277

NEW S.E.M. V.H.F. to H.F. CONVERTER. Gives you 118-146MHz on your H.F. receiver. Connects in your aerial lead and reconnects your H.F. aerial when switched off. £49.50.

S.E.M. H.F. to V.H.F. Converter. Gives you 100KHz to 60MHz on your V.H.F. scanner. It converts up to 100MHz to 160MHz (e.g. to receive 20MHz tune to 120MHz). Connects in your aerial lead and switches between V.H.F./U.H.F. and L.F./M.F./H.F. as you require (no plugs to change over). £49.50 Ex-stock.

S.E.M. QRM ELIMINATOR. This unique accessory can solve the problem of your local noise as it has for many others. Some are back on the air who had been unable to operate at all. Any sort of interference, it can be next to your receiver (your computer?) or several miles away, any freq. 1.5-30MHz. Connects in your aerial lead and removes the interference before it gets to your receiver, and you can transmit through it. £85 Ex-stock.

If you don't believe its true, try one for 10 days, if it doesn't solve your problem, we'll refund, less £5 to cover costs. We have many delighted owners now, who can't speak too highly of performance. With comments such as "I can operate for the first time for years" or "you have got a winner".

NEW S.E.M. Dummy load. 100W with dummy load/through switch. So you leave it plugged in line. £24.00 Ex-stock.

NEW S.E.M. TRANZMATCH Mk III. Now has a switch to select DIRECT to aerial, BALANCED or UNBALANCED or DUMMY LOAD. The matching unit retains its tremendous versatility capable of matching virtually any aerial to 50 ohms at up to 1kW, balanced or unbalanced. The link coupled output isolates the aerial from the rig, which can cure TVI both ways. Their robust construction is proved by the ones in daily use for 15 years. 1.8-30MHz £110. Ezitune built in £39.50 (see below). Built in dummy load £8.90 Ex-stock.

S.E.M. 2 metre Transmatch, match your V.H.F. aerial, 1KW max. £32.00 Ex-stock.

S.E.M. EZITUNE. Do you use an antenna matcher? You need our Ezitune to tune it to your frequency without transmitting. Listen to the S9+ noise on your receiver and adjust your aerial tuner for a dip in the noise and you are matched up to 50 ohms (1:1 SWR). Protect your radio and stop tuning QRM. £45 boxed, or p.c.b. + fixing bits and instructions to fit in any A.T.U. £39.50. Ex-stock.



VERY WIDE BAND PRE-AMPLIFIERS

They cover from 3-500MHz with a noise figure of 1.5dB and an unprecedented +30dB 3rd order IP at the INPUT. Gain is 9dB.

We make three types. Straight pre-amp, this has a signal loss if you switch it off, £32.00. One which switches to "straight through" when switched OFF, can be used for transmitting through (100W) if supplied with 12V on receive and 0 on TX, costs £37.00. An R.F. switched unit is £45.00. All Ex-stock. We are continuing to make our highly acclaimed dedicated 2 Metre pre-amps with adjustable 0-20dB gain and 1dB N.F. Receive only £21.90. R.F. switched £34.00.

R.F. NOISE BRIDGE. If you are experimenting with aeriels you need one of these units. Tells you the resonant frequency and impedance of your aeriels and also invaluable for measuring 1/4, 1/2, etc., wavelength of feeders, etc. £45.00. Ex-stock.

WAVEMETER. A pretty little absorption wavemeter, to satisfy the licence conditions. 1.5-30MHz with a meter indication. £39.50. Ex-stock.

IAMBIC KEYS. We use the world famous CURTIS chip which eliminates the little idiosyncrasies common in other keys. Opto-isolators from the chip ensure that R.F. can't get in, a common problem with multi-chip keys. Compatible with any TX. £45.00. An excellent twin paddle key often mistaken for ones costing several times more at £19.50. Ex-stock.

2 METRE LINEAR POWER AMP/PRE-AMP. People are constantly telling us that comparing different makes our Pre-amp is best. (See Pre-amps for spec.) Three models. Sentinel 40 14x power gain e.g. 3W IN-40W OUT. Ideal for FT290 £85.00. Sentinel 60, 10W IN-60W OUT £95.00. Sentinel 100 10W IN-100W OUT £135.00. All Ex-stock.

AUDIO MULTIFILTER. Has fully adjustable BAND PASS, HIGH PASS, LOW PASS and 2 NOTCH filters. From 2.5kHz to 20Hz. Making the most versatile filter available. £75.00. Ex-stock.

T.V.I. Our Braid Breaker/High Pass Filter cures T.V.I. by plugging into the TV aerial socket. £7.50. Ex-stock.

S.E.M. SWITCH. 3 way ant. switch + 4th position to earth. 1kW. S0239S D.C.-150MHz. £23.00. Ex-stock.

12 MONTHS COMPLETE GUARANTEE INCLUDING ALL TRANSISTORS.

Prices include VAT and delivery. C.W.O. or phone your CREDITCARD No. Ring or write for further data. Orders or information requests can be put on our Ansaphone at cheap rate times.



USED AMATEUR EQUIPMENT?

I Buy, Sell & Exchange!

Whether SELLING or BUYING, if you're talking TOP QUALITY USED AMATEUR EQUIPMENT.

Phone G4TNY for the BEST deals around !!

Phone Dave on 04024 57722 or 0836 201530, 9am to 7pm, Mon to Sat

Ask about our new 'RIGSEARCH' services.

Send SAE for lists.

Personal callers by appointment, please.

G4TNY AMATEUR RADIO

MAIL ORDER

132, Albany Road, Hornchurch, Essex RM12 4AQ

PART EXCHANGE

FREQUENCY COUNTERS

HIGH PERFORMANCE
HIGH RELIABILITY
LOW COST


EX-STOCK
DELIVERY

- ★ Measuring typically 2Hz - 1.5GHz
- ★ Sensitivity <50mV at 1500MHz
- ★ Setability 0.5ppm
- ★ High Accuracy
- ★ 3 Gate Times
- ★ Low Pass Filter
- ★ Battery or Mains
- ★ Factory Calibrated
- ★ 1-Year Guarantee
- ★ 0.5" L.E.D. Display

PRICES (Inc. adaptor/charger, P & P and VAT)

METEOR 100 (100MHz)	£117.30	METEOR 1000 (1GHz)	£204.70
METEOR 600 (600MHz)	£148.35	METEOR 1500 (1.5GHz)	£232.30

ALSO: FUNCTION GENERATOR • COUNTER-TIMER • PAL PATTERN GENERATOR • DIGITAL MULTIMETERS



Designed and
manufactured
in Britain.



Black★Star

**BLACK STAR LTD, 4 Harding Way, St. Ives,
Huntingdon, Cambs. PE17 4WR, England.
Tel: (0480) 62440 Telex: 32762**

J. BIRKETT

RADIO COMPONENT SUPPLIERS

120 to 150MHz APPROX VHF MONITOR RECEIVER KIT Consisting of VHF Tuner Module, 10.7MHz I.F. Module, AF Amplifier, Loudspeaker, Telescopic Aerial, etc. No Case or Knobs with Instructions **£15.95** (P.P. £1.00).

LOW PROFILE I.C. SOCKETS 16 Pin 25 for **£1.45**.

VHF POWER TRANSISTORS 2N3553 **85p**, 8FV16A **75p**.

C804 TYPE VARIABLE CAPACITORS 5p.f. **£1.95**, 10p.f. **£1.95**, 15p.f. **£2.30**, 25p.f. **£2.50**, 50p.f. **£2.50**, 100p.f. **£2.95**, 150p.f. **£2.95**.

AIR SPACED TRIMMERS 22p.f. **20p**, 27p.f. **20p**, 34p.f. **25p**.

RECEIVER AERIAL TUNING UNIT 1 to 30MHz In Case **£23.60**.

X BAND GUNN DIODES **£1.65**, DIODES LIKE 1N23 **45p**, DIODES LIKE SIM2 **45p**.

200 ASSORTED MINATURE POLYESTER CAPACITORS For **£1.00**.

HIGH VOLTAGE SILVER MICA CAPACITORS 750v **10p.f.**, 18p.f., 27p.f., 82p.f., 120p.f., 270p.f., 330p.f., 500p.f. All **20p** each.

VHF POWER TRANSISTORS BLY55 **£2.50**, BLY97 **£3.00**.

TRANSFORMER ASSEMBLY WITH 2 FERRITE RINGS 9mm and 4mm On Board **25p**.

WIRE ENDED 100MA RF CHOKES 2.5MH, 5MH, 7 MH, 10MH. All **70p**.

VARIABLE POWER SUPPLY KIT 1.2 to 20 Volt 1 Amp Consisting of Transformer, PC Board, LM317 10,000uf 25v **5K** Variable etc. With Instructions **£4.95** (P.P. £1.00).

WIRE ENDED ELECTROLYTICS 2.2uf 350v **20p**, 4.7uf 450v **35p**, 10uf 450v **45p**, 220uf 63v **15p**, 1000uf 25v **25p**, 5000uf 15v **25p**.

1 AMP WIRE ENDED TV CHOKES **20p**, 800UH 100MA **30p**.

THYRISTORS 600 Piv 25 Amp **£1.50**, 400 Piv 15 Amp **75p**.

ITT CRYSTAL FILTER Type 014DG 10.7MHz BW 3.75KHz **£3.95**.

WOOD AND DOUGLAS KITS AND C.M. HOWES COMMUNICATIONS KITS STOCKED. ACCESS AND BARCLAY CARDS ACCEPTED. P.P. 60p UNDER £5. OVER FREE. EXCEPT WHERE STATED.

25 The Strait
Lincoln, Tel. 20767
(LN2 1JF)
Partners J.H.Birkett.
J.L.Birkett.

LOSING DX?

ANTENNA FAULT? Poor reports? Not getting out? Check FAST with an **ANTENNA NOISE BRIDGE**, measure RESONANCE 1-160MHz and RADIATION RESISTANCE 2-1000 ohms, simply null the noise, **only £26.20**, get ANSWERS and **MORE DX**.

ANTENNA TUNER for outside or **INDOOR** antennas, end-fed LONG WIRES or dipoles, **BOOST DX** and reduce interference 100KHz-30MHz in 6 overlapping ranges, **IDEAL** for FRG7700 etc or 10W tx, **BANDPASS** design (not just usual "T" high pass) with pre-wound high Q coils, **£29.90**, hear **WEAK DX**.

Each fun-to-build kit (ready-made to order) includes ALL parts, CASE, pcbs are fibre-glass, CONNECTORS, instructions, by-return postage, (Europe same, Giro 21.923.4000) and FREE "Kit News".

CAMBRIDGE KITS

45 (PY) Old School Lane, Milton, Cambridge.

BILLINGTON VALVES

VALVES AND TRANSISTORS - RARITIES OUR SPECIALITY! Phone your inquiry or send s.a.e. today for brand new catalogue. Inquiries from Govt depts., colleges, schools and dealers welcome. Overseas inquiries welcome.

SPECIAL OFFER. New EL34 **£2.05**. This years manufacture, good quality E. European. Used Mullard ECC81/CV4024 **80p**. Used Mullard ECC82/CV4003 **60p**. Please add 50p P&P per order and 15% VAT.

WE WILL BUY VALVES AND TRANSISTORS. Types PX4, PX25, PP3/250, DA30, DA100, MZ2-200 especially required. Clearance parcels, complete shop clearance etc., considered.

TRANSFORMERS. Send today for listing or phone your inquiry e.g. New Wayrad duty cycle rated transformer In = 0-10-20-0-105-110-200-230-250. Out = 1185-0-1185 **£1.360mA**, 1/2 duty cycle rated i.e. 5 mins on 10 mins off. **£25** delivered. Auto Transformers and many other types available.

INCREDIBLE BARGAIN PACKS. 20lbs (9kg) of mixed i.c.s, transistors, relays, capacitors, resistors, potentiometers, etc. **£9** + VAT delivered. 1000 resistors or 1000 capacitors **£3.50** delivered.

USED GOVT SURPLUS TEST EQUIP. Repaired Avo 8 multimeters **£75** delivered. Tektronix 465 dual trace 'scope 100MHz as new condition, works perfectly, with probes + lid **£750** delivered.

Send 26p stamp today for catalogue of transformers, Variacs, r.f. plugs and component bargains.

BILLINGTON VALVES, 39 Highlands Road, Horsham, West Sussex RH13 5LS

Tel: 0403 864086. FAX 0403 210108. Telex: 87271 PRODSS G.

If visiting in person, please 'phone first to check that office is attended.

MAKE YOUR INTERESTS PAY!

More than 8 million students throughout the world have found it worth their while! An ICS home-study course can help you get a better job, make more money and have more fun out of life! ICS has over 90 years experience in home-study courses and is the largest correspondence school in the world. You learn at your own pace, when and where you want under the guidance of expert 'personal' tutors. Find out how we can help YOU. Post or phone today for your **FREE INFORMATION PACK** on the course of your choice. (Tick one box only!)

Electronics	<input type="checkbox"/>	Radio, Audio and TV Servicing	<input type="checkbox"/>
Basic Electronic Engineering (City & Guilds)	<input type="checkbox"/>	Radio Amateur Licence Exam (City & Guilds)	<input type="checkbox"/>
Electrical Engineering	<input type="checkbox"/>	Car Mechanics	<input type="checkbox"/>
Electrical Contracting/Installation	<input type="checkbox"/>	Computer Programming	<input type="checkbox"/>
GCE over 40 'O' and 'A' level subjects			<input type="checkbox"/>

ICS

Name _____ P. Code _____
Address _____
International Correspondence Schools Dept EES B7, 312/314 High St., Sutton,
Surrey SM1 1PR Tel: 01-643 9568 or 041 221 2926 (24hrs).



"The Oldest Name In Amateur Radio"

NEW

BRASS RACER IAMBIC



£54.59



The newest addition to the Vibroplex family — the Brass Racer Iambic — A distinctive new design of Iambic paddle crafted from solid brass and mounted on a base of polished hardwood. No springs to fly off the middle of a contact. Superior Vibroplex quality. Always worth the difference and now a new Vibroplex look.

BRASS RACER EK-1

NEW

An even more exciting step is the new Brass Racer EK-1, an electronic keyer built into the base of our new Brass Racer Iambic paddle. Using the Curtis 8044 chip, this self-contained keyer and paddle is fully Iambic with dot/dash insertion and adjustable speed control. Use on either tube or solid state rigs. The perfect unit for mobile, DXpedition, or just plain fun.



£99.00

THE IAMBIC



Presentation £115.00
Deluxe £ 78.09
Standard £ 66.33

The distinctive look and quality of the Vibroplex Original is fashioned into the finest Iambic paddle anywhere. The dual paddles allows the operator to utilize automatic dot/dash insertion and other unique features of the modern electronic keyer. Vibroplex distinction for the modern operator.

THE VIBROKEYER



Deluxe £78.09
Standard £63.98

The Vibrokeyer is designed for "Bug" operators who want to move to electronic keyers without relinquishing keying. The single lever paddle initiates the automatic dots and dashes of the electronic keyer with the same motion used to operate the "Bug". For those who want to combine traditional skill with modern electronics.

THE ORIGINAL



Presentation £129.62
Deluxe £ 82.74
Standard £ 70.54

In 1890 Horace Martin searched for relief from the "glass arm" telegraph operators were getting from pounding the straight keys. His answer, the Vibroplex Original was an instant success. The vibrating lever bar automatically produces dots while dashes are made manually. Still popular today, the distinctive sound of the "Bug" can still be heard. It is the signature of the true C.W. expert.

All of our keys are available in Standard and Deluxe models. The Original and the Iambic are also available in the Presentation models.

Standard Model: All Standard models come with a neat, crisp, textured, painted base with polished and chromed top parts. Attention to detail in the finishing process gives Vibroplex an unexcelled quality appearance. Highly conductive large coin-silver contacts provide a clear, sharp signal, and non-skid rubber feet keep the keyer in its place.

Deluxe Model: All Deluxe models feature a chromed base, buffed and polished to a mirror finish. As in fine watches and other precision instruments, their jeweled movement serves to prolong life, maintain smoother, easier operation and prevent binding.

Presentation Model: The Presentation model is the top of the line at the top. Available in the Original and Iambic, the Presentation features 24 carat gold-plated base top, engraved with name and call and makes a truly personal gift. The Original has the adjustable super speed control main spring for a wider range of sending speeds.

**DEWSBURY ELECTRONICS, 176 LOWER HIGH STREET,
Stourbridge, West Midlands, DY8 1TG
Tel: Stourbridge (0384) 390063/371228**

Reg Ward & Co. Ltd.

1 Western Parade, West Street, Axminster, Devon, EX13 5NY.

Telephone: Axminster (0297) 34918

Yaesu

FT980	HF Transceiver	1750.00	(—)
FT767GX	HF Transceiver	1550.00	(—)
144/767	2m Module (767)	169.00	(2.50)
430/767	70cm Module (767)	215.00	(2.50)
50/767	6m Module (767)	169.00	(2.50)
FT290R2	MkII New Super 290	429.00	(—)
FT290R	2m MMode Port/Transceiver	379.00	(—)
FT23R	2m Mini HH W/O Batt Pack	223.50	(2.50)
FT73R	70cm Mini HH W/O Batt Pack	243.50	(2.50)
FN89	Spare Battery Pack (23/73)	25.00	(1.50)
FN810	Spare Battery Pack (23/73)	30.00	(1.50)
NC 18C	Charger (23/73) FN810	12.35	(1.50)
NC 28	Charger (23/73) FN810	15.40	(1.50)
PA6	Car Adapter/Charger (23/73)	16.00	(1.50)
MH12A2B	Speaker Mic (23/73/727)	27.00	(1.50)
FT727R	2m/70cm HH	425.00	(3.00)
FN84A	Spare Battery Pack	46.00	(1.50)
FBA5A	Empty Cell Case	10.00	(1.50)
FT209R	2m H/Held/CW FNB3	P.O.A.	(—)
FT709R	70cm H/Held	P.O.A.	(—)
FT270RH	2m 45W F.M.	299.00	(—)
FT211RH	2m FM 45W	299.00	(—)
FRG9600M	60-950MHz Scanning RX	509.00	(—)
NC9C	Charger	11.50	(1.50)
PA3	Car Adapter/Charger	21.85	(1.50)
FN82	Spare Battery Pack	25.00	(1.50)
FT726R(2)	2m Base Station	999.00	(—)
430/726	70cm Module for above	349.00	(3.00)
FRG8800	HF Receiver	639.00	(—)
FR7700	Converter 118-175 for above	100.00	(2.00)
MH188	A.T.U.	59.00	(2.00)
MD188	Hand 600 8pin mic	21.00	(1.50)
MF1A3B	Desk 600 8pin mic	79.00	(1.50)
YH77	Boom mobile mic	25.00	(1.50)
YH55	Lightweight phones	19.99	(1.50)
YH1	Padded phones	19.99	(1.50)
SB1	Uweight Mobile H/et-Boom mic	19.99	(1.50)
SB2	PTT Switch Box 208/708	22.00	(1.50)
SB10	PTT Switch Box 290/790	22.00	(1.50)
FF501DX	PTT Switch Box 270/2700	22.00	(1.50)
	Low Pass Filter	38.50	(1.50)

Kenwood

TS940S	9 Band TX General Cov RX	1995.00	(—)
AT940	Auto/ATU	258.23	(2.50)
TS930S	9 Band TX General Cov RX	1750.00	(—)
AT930	Auto/ATU	192.75	(2.50)
TS440	NEW 9 Band TX General Cov RX	1195.00	(—)
AT440	Auto/ATU	152.73	(2.50)
PS50	H/Duty PSU	234.63	(2.50)
TS830S	160-10m Transceiver 9 Bands	1095.00	(—)
AT730	All Band ATU/Power Meter	220.05	(2.50)
TS530SP	160m-10m Transceiver	895.00	(—)
TS430S	160m-10m Transceiver	995.00	(—)
PS430	Matching Power Supply	183.26	(3.50)
FM430	FM Board for TS430	50.68	(2.50)
SM720	Station Monitor	362.37	(3.50)
J55	Band Scope Unit (520/530)	72.05	(2.00)
BS8	Band Scope Unit (830/940)	81.22	(2.00)
TL922	10/160 2K Linear	1495.00	(7.00)
TM201A	2M 25W Mobile FM	269.00	(3.00)
TM401A	70cm 12W Mobile FM	392.82	(3.00)
TH21	2M Mini HH	189.00	(2.50)
TH41	70cm Mini HH	218.00	(2.50)
TH205	2M HH	218.01	(3.00)
TH215	2M HH Keyboard	258.00	(3.00)
TR751	2M 25W M/M Mobile	649.00	(—)
TS711	2M 25W Base Stn	981.29	(—)
TS811	70cm 25W Base Stn	1085.00	(—)
R2000	Gen Coverage HF/RX	637.26	(—)
VC10	118-174MHz Converter (R2000)	170.76	(2.00)
R5000	NEW General Coverage HF/RX	895.00	(—)
VC20	118-174MHz Converter (R5000)	176.32	(2.00)

Icom Products

IC761	New Super HF Transceiver	P.O.A.	(—)
IC751A	HF Transceiver	1465.00	(—)
IC735	New HF Transceiver	949.00	(—)
AT100	100W ATU (751/745)	365.00	(3.50)
AT150	150W ATU (735)	315.00	(3.50)
PS55	Ext PSU (735)	185.00	(3.00)
IC505	50MHz multi-mode portable	459.00	(—)
IC290D	2m 25w MMode	542.00	(—)
IC28E	25W FM	359.00	(—)
IC28H	2m 45W FM	399.00	(3.00)
IC Micro	2E New Mini HH	239.00	(3.00)
IC2E	2m The Original HH	225.00	(3.00)
IC02E	2m HH	299.00	(3.00)
IC275E	New 2m 25 Base Stn	1029.00	(—)
IC4E	70cm HH	285.00	(3.00)
IC04E	70cm HH	299.00	(3.00)
IC48E	70cm 25W FM Mobile	449.00	(3.00)
IC490	70cm 10W MMode	617.00	(—)
IC3200	2m/70 Dual Band FM Mobile	556.00	(—)
IC12E	23cm HH	428.00	(3.00)
ICR71	Gen Cov RX	825.00	(—)
IC7000	VHF/UHF Scanner	957.00	(—)
CK70	DC Cable (R70/R71)	7.00	(1.50)
EX257	FM Board (R70/R71)	41.00	(1.50)
GC5	World Clock	43.00	(2.00)

Miscellaneous

DRAE	Wavemeter	27.50	(2.00)
T30	30W Dummy load	8.50	(2.00)
T100	100W Dummy load	38.00	(2.00)
T200	200W Dummy load	56.00	(2.00)
CT20A	20W Dummy Load PL259	15.95	(2.00)
CT20N	20W Dummy Load N. Plugs	22.95	(2.00)
CT150	100W Dummy Load (500W/Mini)	58.99	(2.50)
TOKYO HI-POWER			
HC200	10-80 HF Tuner	115.00	(2.50)
HC400	10-160 HF Tuner	199.00	(3.50)
CAP CO. AERIAL TUNERS			
SPC3000	1kW PEP	225.00	(6.00)
SPC3000D	3kW PEP	325.00	(6.00)
1-1	Balun	16.75	(1.50)
1-4	Balun	16.75	(1.50)

Linear Amps

TOKYO HI-POWER			
HL 160V	2m, 10W in, 160W out	244.52	(2.50)
HL 82V	2m, 10W in, 85W out	144.50	(2.50)
HL 110V	2m, 10W in, 110W out	249.00	(2.50)
HL 35V	2m, 3W in, 30W out	76.00	(2.50)
HL 30V	2m, 3W in, 30W out	54.00	(2.50)
HL 30V	70cms, 3W in, 30W out	122.50	(2.50)

CW/RTTY Equipment

Tono 550	Reader	329.00	(3.00)
ICS/AEA	Complete Packet/Amor terminal	239.00	(3.00)
PK64	Packet/RTTY Terminal	269.95	(3.00)
PK232/Fax			
BENCHER	Squeeze Key, Black base	67.42	(2.50)
BY1	Squeeze Key, Chrome base	76.97	(2.50)
BY2			

Transverters

MICROWAVE MODULES			
MMT50/28S	10m 6m Transverter	289.80	(3.00)
MMT50/144	2m 6m Transverter	289.80	(3.00)
MMT144/28R	2m 10m 25W O/P	289.80	(3.00)
MMT144/28	2m 10m 10W O/P	139.84	(2.50)
MMT143/28S	70cm 10m Transverter	195.50	(3.00)
MMT1296/144	23cm 2m Transverter	258.75	(3.00)

BARCLAYCARD
VISA
Instant credit available.
Mail/Telephone order by cheque or credit card. Cheques cleared before goods despatched. (E&OE)

OPEN TUES. - SAT. 9.00-5.30
(CLOSED MONDAYS)
STOCK ITEMS USUALLY
DESPATCHED WITHIN 48 HRS.
DELIVERY/INSURANCE PRICES
IN BRACKETS

Appointed agent
for
ICOM
FDK



TONNA F9FT THE VHF/UHF ANTENNA SPECIALIST

50MHz			
20505	5 element	£41.69(a)	
144MHz			
20804N	4 element	£27.60(a)	
20808N	4 element crossed	£34.96(a)	
20809N	9 element fixed	£30.87(a)	
20809N	9 element portable	£33.12(a)	
20818N	9 element crossed	£57.86(a)	
20813N	13 element portable	£46.00(a)	
20817N	17 element	£61.54(a)	
144/435MHz			
20899N	9 & 19 element Oscar	£57.86(a)	
435MHz			
20909N	9 element	£28.62(a)	
20919N	19 element	£34.35(a)	
20438	19 element crossed	£39.66(a)	
20921N	21 element 432MHz	£44.57(a)	
20922N	21 element ATV	£44.57(a)	
1296MHz			
20623	23 element	£30.36(b)	
20696	4 x 23 element - power splitter - stacking frame	£160.00(a)	
20655	55 element	£46.20(a)	
20666	4 x 55 element - power splitter - stacking frame	£230.00(a)	


All prices include VAT. Please add carriage (a) £5.00. (b) £2.20.
ACCESS or VISA cardholders telephone your order - immediate despatch.
Callers welcome but by telephone appointment only please.
SEND 50p FOR OUR CATALOGUE WHICH CONTAINS FULL SPECIFICATION OF ALL OUR ANTENNAS, POWER SPLITTERS, STACKING FRAMES, COAXIAL CABLES ETC.

SOLE UK DISTRIBUTOR
RANDAM ELECTRONICS (P)
12 Conduit Road, Abingdon,
Oxon. OX14 1DB.
Tel: (0235) 23080 (24 hours)

PLEASE MENTION PRACTICAL WIRELESS WHEN REPLYING TO ADVERTISEMENTS

what is a KENWOOD RC10?

TO FIND OUT TURN TO PAGE 21 AND READ ABOUT THE TM221E & TM421E!





QSL MAIL BOX HEREFORD HR4 7TA. UNITED KINGDOM

QSL MAIL BOX is the alternative professional QSL CARD mailing service dedicated to the rapid distribution of QSL CARDS efficiently worldwide

NO WAITING ----- NO POSTAGE ----- NO LIMITS

Membership to QSL MAIL BOX is open to all AMATEURS and SWLs who wish to confirm those all important QSOs.

All member's QSL CARDS received by QSL MAIL BOX will be despatched each month on the same day each and every month by FIRST CLASS MAIL or AIRMAIL. FREE of post and packing charges regardless of Quantity. So all QSL CARDS in your box on your despatch date will be mailed to you.

NO WAITING ----- NO POSTAGE ----- NO LIMITS

Membership to QSL MAIL BOX is by annual subscription. Just complete the form below (Photocopies accepted) include your subscription, return them to us and our worldwide QSL MAIL BOX is at your service.

DON'T DELAY QSL 100% VIA MAIL BOX TODAY

73s and 88s Good DX DE GOHGU

	DAY		MONTH		YEAR	
DATE						
CALLSIGN						
NAME						
ADDRESS						
COUNTRY						
PW						
POST CODE						


**ANNUAL SUBSCRIPTION:-
CHEQUE/POSTAL ORDER/MONEY ORDER. £7.50 inc VAT**

Subscription receipts will be forwarded on your first despatch date

**RETURN TO
QSL MAIL BOX. HEREFORD. HR4 7TA. UNITED KINGDOM**

GAREX THE SCANNER SPECIALISTS

JIL SX-400 THE PROFESSIONAL SCANNER



- Basic coverage 26-520MHz
- AM, NFM & WFM
- Expandable from 100kHz to 1.4GHz with SSB and CW
- Computer control options
- IF output terminals
- Specifications set by professionals

£649

AOR 2002 THE WIDE RANGE SCANNER



- Covers: 25-550MHz, 800MHz-1.3GHz
- AM & NFM & WFM on all bands
- Computer interface socket
- 20 memories
- Compact size
- 12V dc operation
- Up/down step control knob

£487

REVCO RS-2000E THE VERSATILE SCANNER



- Covers: 60-180MHz, 380-520MHz
- AM & NFM on all bands
- Search & store of active channels
- Channel activity counter
- 70 memories
- 12V dc & 240V ac

£279

REGENCY HX-850E THE SMALLER HANDY-SCANNER



- Covers: 75-106MHz or 60-90MHz plus 118-175MHz, 406-496MHz
- AM & NFM programmable on all bands
- Full scan & search functions are available
- 20 memories
- Measures only 2.5" x 5.5" x 2"
- Nicads, charger & BNC whip antenna included in the price

£279

JIL SX-200N THE SUPERIOR SCANNER

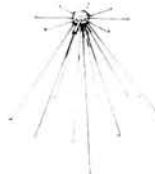


- The choice of the professionals
- Proven reliability
- Covers: 26-88MHz, 108-180MHz, 380-514MHz
- AM & NFM on all bands
- Positive action keyboard
- 16 memories
- 12V dc & 240V ac

£325

DON'T FORGET THE ANTENNA!

All receivers need a good antenna and the BRITISH-MADE REVCO NE is used throughout the world by discerning scanner owners. Covers 50-500MHz, extremely well made & excellent value at..... £31.95
For those who will appreciate extra performance we offer the REVCO RADAC dipole nest with transmitting capability from 25-500MHz £69.95



BROADBAND PREAMPLIFIERS

REVCO PA3 inline masthead model, with special mains psu. DC-1GHz min. 13dB gain £49.95
PA3I instrument or back-of-set version for 12V DC operation, BNC connectors (SO239 or N-type options) £35.50



GAREX ELECTRONICS

MAIN DISTRIBUTOR OF REVCO PRODUCTS. PRICES INCLUDE UK P&P and 15% VAT. Ask for details of our interest free credit.
Extensive range of PYE radiotelephone spares — S.A.E. for list.

HARROW HOUSE, AKEMAN STREET, TRING HP23 6AA.

Phone Tring (044282) 8580 & Cheddington (0296) 668684. Callers by appointment only.

Ask for our secondhand scanner bargain list.



Lee Electronics



NORMAN
G4THJ

— SPECIALS —

OUR WAREHOUSE
HAVE FOUND 50 MORE SWR15
SINGLE METRE 3.5-150MHz
SWR BRIDGES (see previous adv.)
STILL AT THE SAME PRICE £7+£2 p&p

CT2 (solid brass) TOGGLE CHANGE-
OVER SWITCHES
2 x SO239 1 x PL259
good for HF/2Mtr
SPECIAL PRICE £4.95+£1.25

STILL AVAILABLE FOR C110
CNB110 NICAD PACK
were £35 — £25
CSA 10 RAPID BASE CHARGER
were £52 — £35
3 only each left

SUS285
5dB BASE
2Mtr AERIAL

**SPECIAL
OFFER
PRICE**

£29.50

P+P
£3.50



ROTATORS

AR1002 LIGHT/MID 50Kg 3 wire
£45.00
2200 MID/HEAVY
£89.50
BOTTOM BRACKETS
£20.00

THE NEW MINI 25W ALENCO
(as our previous advertisement)
+ **FREE CARRIAGE**
+ 5/8 Mobile & Aerial
SAE FOR LEAFLET £299.00

**NEW! Standard C500 2m/70cm
H/Held. Full Details Soon**

C120 2MTR H/H
PACKAGE
CELL CASE
NICAD PACK
WALL CHARGER
£269.00

AERIALS
JAYBEAM
MET
TELECOM
PANORAMA
DIAMOND
OSCAR

Mail Order + Retail
All prices are inclusive
of VAT and are correct
at time of going to press



400 EDGWARE ROAD,
LONDON W2
01-723 5521, Tlx 298765

NEAREST TUBE:
EDGWARE ROAD
PADDINGTON

OPENING TIMES:
MON-FRI 9.30-5.30
SAT 10-4.30

Normally 24hr despatch but please allow 7 days for delivery

★ ★ **THE LEICESTER** ★ ★
AMATEUR RADIO

SHOW COMMITTEE



INVITE YOU TO THE

**NATIONAL
AMATEUR RADIO AND ELECTRONICS
EXHIBITION**

**AT THE
GRANBY HALLS
LEICESTER**



**ON
FRIDAY &
SATURDAY
OCTOBER
23rd & 24th
10.00 am - 6.00 pm**


*BRING & BUY
STAR RAFFLE*

Admission—ADULTS £1
*Concessions for
Children and O.A.P's*

Enquiries to Frank G4PDZ on 0533 553293

For Tomorrow's Radio Technology TODAY

BASE STATIONS



ICOM IC735

IMPROVED YAESU FT767 RWC/MK2 HF-UHF BASE STATION

We are pleased to announce that we have now improved the synthesizer (see reviews) leading to better dynamic range by up to 20dB which now puts this transceiver in a class of its own! This modification is only available from RWC and is offered FREE to all new units, or by us, or we will modify any existing unit for £59.50 inc. return carriage.
FT767 MK2 RWC COMPLETE TOP CLASS BASE STATION (EX. VHF, UHF) £1249.00
FT767 MK2 RWC WITH UVC TUNING MODIFICATION £789.00
FT767 MK2 NEW IMPROVED UHF TRANSCEIVER £852.50
FT726R MULTIMODE BASE STATION WITH 2MTRS. (SPECIAL PRICE) £349.00
ICOM IC735 SUPER MINI HF-ALL BAND TRANSCEIVER £499.00
ICOM IC275E 2MTR 25W BASE STATION C/W AC PSU £499.00
ICOM IC275H 2MTR 100W VERSION OF ABOVE LESS PSU

FT767GX MK2/RWC



NEW

HANDHELDS

* = Extended RX coverage available, call for details
YAESU FT727R 2.5W (5W) DUAL BANDER C/W CHGR £395.00
YAESU FT237RFB10 2.5W (5W) 2MTRS C/W CHGR £249.00
YAESU FT737RFB10 2.5W (5W) 70CM CHGR £259.00
YAESU FT209R/FNB3 2.5W 2MTRS C/W CHGR/CASE £199.00
ICOM IC27E QUALITY 2.5W (5W) BP3 C/W CHGR £225.00
ICOM MICRO 2E MINI 2.5W 2MTR C/W CHGR £195.00
CTE1600 (VY SIM IC2E) 2.5W 2MTR C/W CHGR £165.00
KENPRO KT400EE 2.5W 70CM C/W CHGR £199.00
KENPRO KT220EE 2.5W (5W) 2MTR LCD C/W CHGR £199.00
KENWOOD TRIO TH21E 2W 2MTRS. (WHILE STOCKS LAST) £139.00

PORTABLES
FT690R/MK2 2.5W MULTIMODE, JOIN IN THE FUN! £399.00
FT690R/MK2 AS ABOVE C/W NICADS AND CHARGER £425.00
FT290R/MK2 2.5W MULTIMODE IMPROVED RECEIVER £395.00
FT290R/MK2 AS ABOVE C/W NICADS AND CHARGER £429.00
FT290R/MK1 2MTR MULTIMODE SPECIAL PRICE £319.00

MOBILES
YAESU FT211E 45W 2MTR NEW SUPER MOBILE FREE £299.00
SUN 5/8 MOBILE ANTENNA C/W SO239 G/MOUNT
ICOM IC28E 25W SUPER MINI MOBILE FREE SUN
5/8 SO239 GUTTERMOUNT ASSY + EXT LOUDSPEAKER £359.00

NEW LICENCEES CALL FOR SPECIAL DEALS

INSURED P&P
£10



NEW

SCANNERS

YAESU FRG9600/RWC



FRG 9600

We supply the Yaesu FRG 9600 modified receiver to Government departments and professional users. We offer more options and facilities than any other company. We transform the basic unit by improving sensitivity and adding extra bands. No other scanner has this many options and modes available. Call now for much more information. Overseas dealer required for out kit.

Modified Yaesu receiver. NOBODY can tune in like we can!
YAESU FRG9600 RWC MK1 60 KHZ IMPROVED RECEIVER £465.00
YAESU FRG9600 RWC MK2 60 KHZ IN CONNECTOR £495.00
YAESU FRG9600 RWC MK3 100KHZ 950MHZ MULTIMODE £595.00
NEW YAESU FRG9600 RWC/MK5 100KHZ-950MHZ ACTIVE F/END £625.00 NEW
YAESU FRG9600 MK5A/H 1000G5R/PAIC AC PSU COMPLETE £699.00
100KHZ 950MHZ ALL BAND ALL MODE RECEIVING STATION £857.00
ICOM ICR7000 25 20GHZ ALL MODE SUPER RECEIVER £857.00
ICOM ICR7000A/H 1000 ABOVE WITH MATCHING DISCONE £945.00
UNIDEN-BEARCAT UBC1000L SUPER H-HOLD C/W NICDS PSU £219.00
UNIDEN-BEARCAT UBC175XL SUPER DESK-TOP C/W PSU £199.00
REGENCY HX850 HANDHELD AM/FM MINI LB/AIR/VHF/UHF £245.00
REGENCY MX7000 SAME COVERAGE SAME MAKE AS AOR2002 £399.00
FDK AIR BAND HANDHELD THUMBWHEEL MINI C/W NICDS PSU £139.00
FDK AS ABOVE COVERAGE 140-173.00MHZ FM BANDS £139.00
MANY MORE MAKES AND MODELS IN STOCK PLEASE CALL FOR DETAILS
INSURED P&P £10 ON SCANNERS

SHORT WAVE RECEIVERS

YAESU FRG8800 SHORT WAVE ALL MODE 100KHZ-30MHZ £572.50
YAESU FRG8800H/FV8800 AS ABOVE WITH VHF CONVERTER £669.00
ICOM ICR71 100KHZ-30MHZ A TOP CLASS RECEIVER £738.00

NEW PRODUCTS

INTERNATIONAL MODEL 877R AIR-BAND RECEIVERS

This new tuneable receiver covers 52-174 Mhz as well as CB in three bands and is a cost-effective alternative to handheld scanners. The receiver is fitted with a Helical antenna and has good performance for a radio with this coverage. It is ideal for monitoring Air Band, the two metre and PMR/Marine bands as well as Band 2 FM Broadcast. A squelch control is also provided. Two versions are currently available.

Model 877R for use with Dry cells £39.50
Model 877R c/w nicads and charger £49.50

DEALERS CALL FOR TRADE PRICES P&P £2.50



INTRODUCTORY
OFFER

NEW

RAYCOM PRODUCTS

NEW ICOM TYPE COMPATIBLE NICAD PACKS, EMPTY CELL CASES AND DESK TOP CHARGER

A new range of professional Heavy Duty long life nicad packs, imported from the USA, available exclusively at RWC.
10AF 10V 800 MAH LONG LIFE, ICOM EQUIV BP5 £55.00
12AF 12V 600 MAH LONG LIFE, ICOM EQUIV BP7 £52.50
(Both above units for use in ICOM BC1060 OR RAYCOM NC580)
MT1 EMPTY Cell case for self assembly of up to 10x Nicads for a cost effective replacement for packs such as BP3 etc. there is ample room for a DC jack, low resistance (99.9%) AA NICADS (tagged 1.2V/500mA Nicad cells for about £1.60) NC580 Desk top charger for all Icom type Nicads above 400mA, two charged pens are 500mA & 80mA 14hr charge £39.50
Trade and Dealer enquiries welcome. Call for more details.
P&P £2.50 per order.



NEW

ANTENNAS & ACCESSORIES

ICOM AH7000 SUPER DISCONE 25-1300MHZ INC POST £79.00
NEW RAYCOM AIR BAND DISCONE 118-170 MHZ 6 ELEMENTS £12.50
RAYCOM DISCONE 60-600 MHZ 8 ELEMENTS SO239 SOCKET £27.50
SUN MOBILE 5/8 SO239 C/W SO239 MOULDED LEAD/G/MOUNT £22.50
G5RV 1/2 SIZE HF MULTIBAND HF ANTENNA (INC POST) £15.00
G5RV FULL SIZE MULTIBAND HF ANTENNA (INC POST) £17.50
G5KW/W3DZZ 7.1MHZ TRAP DIPOLE ASSY. SO239/COAX FED £23.50
G5KW/W3DZZ 7.1MHZ MULTIBAND AS ABOVE, BALANCED FED £22.50
G5KW/W3DZZ 7.1MHZ 2X TRAPS, FOR SELF ASSY. ANT £9.95
Hundreds of other types of base and mobile antennas in stock
JAYBEAM, TONNA, MET, SUN, HOXIN, POPULAR MODELS IN STOCK.

MOD KITS

RWC MOD KITS, ANNOUNCEMENT

We apologise to customers waiting for various mod kits, supplies of crystals and components are inconsistent and demand for kits, waxes, so there is occasionally a delay before we can send your kit off to parts, please be patient, Rome was NOT built in a Day! Kits still available:
SANYO LC7137 SYNTHESIZER CB-10MTRS, LCL/DNT CB-10MTRS, FT757GX MK1 FAST TUNING MOD, STORNO COM713 PMR 2MTR KIT, PYE A200 E-BAND 50MHZ KIT, call for technical details, prices and delivery.

WANTED DEAD OR ALIVE

Your used equipment. We also offer a very comprehensive range of guaranteed used equipment, e.g. Amateur band transceivers, SW receivers, scanning receivers, PMR and accessories. As far as we are aware we are the only company in the UK to offer a bi-weekly computerized used equipment list and special offers list.

Send a large SAE for copies.
ALL USED EQUIPMENT CARRIES 3 MONTH WARRANTY

RAY WITHERS COMMUNICATIONS LTD

Manufacturers, Importers and Suppliers of World Famous Communications Products


584 HAGLEY ROAD WEST, OLDBURY, WEST MIDLANDS B68 0BS

021-421 8201/2/3. VODAFONE 0836 504587. PRESTEL MBX 214218216 FAX 021 421 2468

Amateur Radio, Business Radio, Radio Telephones, Sales, Service Accessories and Antenna Systems.

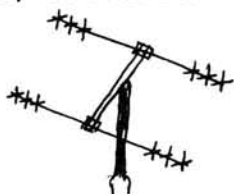
Ordering Information: For fast delivery please order by Telephone, Telex or Fax, or send cash/cheques/drafts by post. All Credit/Charge cards accepted, £1000.00 Instant Credit available subject to status, we also offer our RWC Chargecard. Please call for further details and information. We do NOT advertise products that are not normal stock items. All prices correct at time of going to press. However, prices subject to change without prior notice, E&OE.
Most other products advertised in this magazine are available.

★ WE WILL MATCH OR IMPROVE ANY GENUINE ADVERTISED PRICE ★



J & M (Amateur Radio) G4GKU

36, WESTGATE, ELLAND,
W. YORKS HX5 0BB.
PHONE: (0422) 78485
Ask for John G4GKU



NOW 10m, 15m, 20m

A TRI-BAND MINI BEAM
AT A SENSIBLE PRICE £69.95
(TRADE ENQUIRIES WELCOME)

We are the original designers of the popular G4MH mini beam, and have manufactured this aerial for the past ten years.

We can now offer our own version of this mini beam. **Direct from the manufacturer** at a money saving **£69.95** complete. Or in kit form or as spare parts. Ask for a quote.

PART EXCHANGE
BARCLAYCARD VISA



NORTH WALES RADIO RALLY

First two day event to be held in North Wales

**ABERCONWAY CONFERENCE CENTRE,
LLANDUDNO**

Saturday/Sunday 7th/8th November 1987
11.00am to 4.30pm

Bring & buy, raffle bars, snack bars, etc
RSGB CW test. (Advance booking only via
RSGB)

124 stalls including RSGB book stall, many
club stands, computers, components, radio
electronics, 27/934MHz, satellites, data
transmission, TV and lots more.

Bring the family for the weekend. Ample
accommodation at low winter rates. One hour
from Manchester via new dual carriageways
all the way to rally.

Ample free parking. Talk-in on S22 and SU8.

Admission: £1.00

TX - 3

RTTY/CW/ASCII TRANSCEIVE

The high performance, low cost system

Split-screen, type-ahead operation, receive screen unwrap, 24 large memories, clock, review store, callsign capture, RTTY auto CR/LF, CW software filtering and much more. Uses interface or T.U. **BBC-B/Master** and **CBM64** tape £20, disc £22. **SPECTRUM** tape £35 inc. adapter board.

For **VIC20** we have our RTTY/CW transceive program. Tape £20.

RX - 4

RTTY/CW/SSTV/AMTOR RECEIVE

This is still a best-selling program and it's easy to see why. Superb performance on 4 modes, switch modes at a keypress to catch all the action. Text and picture store with dump to screen, printer or tape/disc. An essential piece of software for trawling the bands. Uses interface. **BBC-B/Master**, **CBM64** tape £25, disc £27. **VIC20** tape £25. **SPECTRUM** tape £40 inc. adapter board. The **SPECTRUM** software-only version (input to EAR socket) is still available £25.

TIF1 INTERFACE Perfect for TX3 and RX4, it has 2-stage RTTY and CW filters and computer noise reduction for excellent reception. Transmit outputs for MIC, PTT and KEY. Kit £15 (assembled PCB + cables, connectors) or ready-made £25, boxed with all connections. Extra MIC leads for extra rigs £3 each. Stage rig(s).

WORLD AND UK/EUROPE MAP LOCATOR

Maps, great circles, distances, bearings, contest scores. Lat/long, locators, NGR, hundreds of placenames. **BBC-B/Master**, **ELECTRON** ONLY. Tape £10.

LOCATOR Distances, bearings, contest scores. Lat/long, locators. **SPECTRUM**, **CBM64**, **VIC20** tape £7.

And for **BBC-B/Master**, **SPECTRUM**, **ELECTRON**, **CBM64**, **VIC20**.

MORSE TUTOR 1-40 wpm. Learn by ear, practise using random letters, figures, punctuation, words. 40 plain language texts supplied or type your own. With learning guide, tape £6.

LOGBOOK Date, band, mode, call and remarks. Instant callsearch. Log printout. Tape £8.

RAE MATHS Unlimited practice and testing for the exam calculations. Tape £9.

ZX81-16k RAE maths and original morse tutor. Prices as above.

All **BBC** and **CBM64** programs are available on **DISC** at £2 extra.

Prices include VAT and p&p, 1st Class inland, airmail overseas, normally by return. Eire, C.I., BFPO deduct 13%.



technical software (P.W.)



Fron, Upper Llandwrog, Caernarfon LL54 7RF.
Tel. 0286 881886

PRACTICAL WIRELESS KITS



PW Blenheim v.h.f. to h.f. receive converter	Sept 87	26.60	COMPONENTS	
Downton. Freq. to Voltage Converter	June 87	19.70	DIODES	
Side Tone Oscillator	June 87	9.60	2N3904	14
PW AXE. Signal Tracer	May 87	47.80	2N3906	14
Itchen. LCR Bridge	April 87	26.90	BA185	18
Woodstock. Short Wave Converter	March 87	26.50	1N914	05
Masthead Preamp For 144MHz	Feb 87	38.30	2N4126	35
Westbury Basic Voltmeter	Jan 87	16.50	1N4001	04
High Z Mosfet Voltmeter	Dec 86	24.57	LINEAR IC's	
Taw. VLF Converter	Nov 86	14.20	1N4002	05
Active Antenna	Nov 86	17.80	555	22
Automatic Nicad Charger	Oct 86	18.20	1N4005	07
Simple 50MHz Converter	Sept 86	21.50	555 CMOS	64
Arun Parametric Filter	May 86	49.30	1N4148	03
Meon 2 50MHz Transverter (144MHz IF)	April 86	43.30	CA3140	40
Rtly Morse Modem (No Case)	Jan 86	31.85	CA3240E	100
Two Tone Oscillator	Dec 85	21.30	ICM7555	64
Meon 50MHz Transverter (28MHz IF)	Oct 85	43.30	1N4001	04
Capacitance Meter	Oct 85	21.30	1N4002	05
Fed Dip Oscillator	Oct 85	19.90	1N4005	07
Add On BFO			1N4148	03
(Inc. C804 + Optional Comps.)	Aug 85	12.95	CA3140	40
Triambic Keyer	Feb 85	18.45	CA3240E	100
Morse Sending Trainer	July 84	12.00	ICM7555	64
Auto Notch Filter	June 84	25.90	1N4001	04
Morse Practice Oscillator	Jan 82	9.20	1N4002	05
			1N4005	07
			1N4148	03
			CA3140	40
			CA3240E	100
			ICM7555	64
			1N4001	04
			1N4002	05
			1N4005	07
			1N4148	03
			CA3140	40
			CA3240E	100
			ICM7555	64
			1N4001	04
			1N4002	05
			1N4005	07
			1N4148	03
			CA3140	40
			CA3240E	100
			ICM7555	64
			1N4001	04
			1N4002	05
			1N4005	07
			1N4148	03
			CA3140	40
			CA3240E	100
			ICM7555	64
			1N4001	04
			1N4002	05
			1N4005	07
			1N4148	03
			CA3140	40
			CA3240E	100
			ICM7555	64
			1N4001	04
			1N4002	05
			1N4005	07
			1N4148	03
			CA3140	40
			CA3240E	100
			ICM7555	64
			1N4001	04
			1N4002	05
			1N4005	07
			1N4148	03
			CA3140	40
			CA3240E	100
			ICM7555	64
			1N4001	04
			1N4002	05
			1N4005	07
			1N4148	03
			CA3140	40
			CA3240E	100
			ICM7555	64
			1N4001	04
			1N4002	05
			1N4005	07
			1N4148	03
			CA3140	40
			CA3240E	100
			ICM7555	64
			1N4001	04
			1N4002	05
			1N4005	07
			1N4148	03
			CA3140	40
			CA3240E	100
			ICM7555	64
			1N4001	04
			1N4002	05
			1N4005	07
			1N4148	03
			CA3140	40
			CA3240E	100
			ICM7555	64
			1N4001	04
			1N4002	05
			1N4005	07
			1N4148	03
			CA3140	40
			CA3240E	100
			ICM7555	64
			1N4001	04
			1N4002	05
			1N4005	07
			1N4148	03
			CA3140	40
			CA3240E	100
			ICM7555	64
			1N4001	04
			1N4002	05
			1N4005	07
			1N4148	03
			CA3140	40
			CA3240E	100
			ICM7555	64
			1N4001	04
			1N4002	05
			1N4005	07
			1N4148	03
			CA3140	40
			CA3240E	100
			ICM7555	64
			1N4001	04
			1N4002	05
			1N4005	07
			1N4148	03
			CA3140	40
			CA3240E	100
			ICM7555	64
			1N4001	04
			1N4002	05
			1N4005	07
			1N4148	03
			CA3140	40
			CA3240E	100
			ICM7555	64
			1N4001	04
			1N4002	05
			1N4005	07
			1N4148	03
			CA3140	40
			CA3240E	100
			ICM7555	64
			1N4001	04
			1N4002	05
			1N4005	07
			1N4148	03
			CA3140	40
			CA3240E	100
			ICM7555	64
			1N4001	04
			1N4002	05
			1N4005	07
			1N4148	03
			CA3140	40
			CA3240E	100
			ICM7555	64
			1N4001	04
			1N4002	05
			1N4005	07
			1N4148	03
			CA3140	40
			CA3240E	100
			ICM7555	64
			1N4001	04
			1N4002	05
			1N4005	07
			1N4148	03
			CA3140	40
			CA3240E	100
			ICM7555	64
			1N4001	04
			1N4002	05
			1N4005	07
			1N4148	03
			CA3140	40
			CA3240E	100
			ICM7555	64
			1N4001	04
			1N4002	05
			1N4005	07
			1N4148	03
			CA3140	40
			CA3240E	100
			ICM7555	64
			1N4001	04
			1N4002	05
			1N4005	07
			1N4148	03
			CA3140	40
			CA3240E	100
			ICM7555	64
			1N4001	04
			1N4002	05
			1N4005	07
			1N4148	03
			CA3140	40
			CA3240E	100
			ICM7555	64
			1N4001	04
			1N4002	05
			1N4005	07
			1N4148	03
			CA3140	40
			CA3240E	100
			ICM7555	64
			1N4001	04
			1N4002	05
			1N4005	07
			1N4148	03
			CA3140	40
			CA3240E	100
			ICM7555	64
			1N4001	04
			1N4002	05
			1N4005	07
			1N4148	03
			CA3140	40
			CA3240E	100
			ICM7555	64
			1N4001	04
			1N4002	05
			1N4005	07
			1N4148	03
			CA3140	40
			CA3240E	100
			ICM7555	64
			1N4001	04
			1N4002	05
			1N4005	07
			1N4148	03
			CA3140	40
			CA3240E	100
			ICM7555	64
			1N4001	04
			1N4002	05
			1N4005	07
			1N4148	03
			CA3140	40
			CA3240E	100
			ICM7555	64
			1N4001	04
			1N4002	05
			1N4005	07
			1N4148	03
			CA3140	40
			CA3240E	100
			ICM7555	64
			1N4001	04
			1N4002	05
			1N4005	07
			1N4148	03
			CA3140	40
			CA3240E	100
			ICM7555	64
			1N4001	04
			1N4002	05
			1N4005	07
			1N4148	03
			CA3140	40
			CA3240E	100
			ICM7555	64
			1N4001	04
			1N4002	05
			1N4005	07
			1N4148	03
			CA3140	40
			CA3240E	100
			ICM7555	64
			1N4001	04
			1N4002	05
			1N4005	07
			1N4148	03
			CA3140	40
			CA3240E	100
			ICM7555	64
			1N4001	04
			1N4002	05
			1N4005	07
			1N4148	03
			CA3140	40
			CA3240E	100
			ICM7555	64
			1N4001	04
			1N4002	05
			1N4005	07
			1N4148	03
			CA3140	40
			CA3240E	100
			ICM7555	64
			1N4001	04
			1N4002	05
			1N4005	07
			1N4148	03
			CA3140	40
			CA3240E	100
			ICM7555	64
			1N4001	04
			1N4002	05
			1N4005	07
			1N4148	03
			CA3140	40
			CA3240E	100
			ICM7555	64
			1N4001	04
			1N4002	05
			1N4005	07
			1N4148	03
			CA3140	40
			CA3240E	100
			ICM7555	64
			1N4001	04
			1N4002	05
			1N4005	07
			1N4148	03
			CA3140	40
			CA3240E	100
			ICM7555	64
			1N4001	04
			1N4002	05

YOUR ONE SOURCE FOR RADIO

ARROW

THE NAME YOU CAN TRUST FOR PRICE & AFTER SALES SERVICE

**ELECTRONICS
LIMITED**
5, The Street,
Hatfield Peverel,
Chelmsford, Essex

FOR IMMEDIATE DESPATCH
phone with your Access, Eurocard,
Mastercharge or Visa number to

0245 (Chelmsford) 381673 or 381626
Telex 995801 (ref. A5)

ALL THE
TOP BRANDS
AT
UNBEATABLE
PRICES

IT WILL
PAY YOU
TO PAY
US A
VISIT!



KENWOOD
SUPERB NEW MODEL
TM221ES 45 WATT 2 METRE FM MOBILE
£307.00
AND:-
TM421ES 35 WATT 75cms MOBILE
£352.00



TS530SP
HF TRANSCEIVER
FANTASTIC BARGAIN
£749.00!!!



TR751E 2 METRE
MULTIMODE
NOW DOWN TO:
£599.00!!
ARROW IS BEST
FOR KENWOOD

YAESU MUSEN
CASH & CARRY



FT290R MK II
25 WATT VERSION INCL. MOBILE MOUNT
£449.00!!



FT23R 2 METRE
MINI HANDHELD
INCL. FBA9 or 10
£208.50!!!

TR767GX
£1395.00



CALL US FOR BEST
PRICES YAESU



ICOM
TERRIFIC DEALS!! INCLUDING:
R7000 SCANNER 25 MHZ TO 2 GHZ
£849.00!!

FULL RANGE OF SPECIALISED ANTENNA'S FOR R-7000
AND OTHER SCANNERS. PRICES ON REQUEST

NEW IC751A
ADVANCED MODEL
HF TRANSCEIVER
WITH FREE
INTERNAL POWER
PACK WORTH
£193.00!!
ONLY £1465.00!!



IC-735 MINI H.F. TRANSCEIVER
INC. MICROPHONE.

£839.00

CALL ARROW FOR
ICOM DEALS!!

IC-28E
THE REMARKABLE
25 WATT 2M FM
MOBILE WITH
BUILT IN
SCANNING 138
TO 174 MHZ!!!!!!
£319.00!!



CASH PRICES??

This Advert. is prepared two
months before you read it. If
anybody else is selling
cheaper — just give ARROW a
ring (any branch) for our
LATEST price!!!

COMPLETE RANGES STOCKED OF ALL MAJOR BRANDS

PLEASE SEND S.A.E.
FOR PRICE LISTS

CA-1243E Base Ant. Dual Band
70cm + 23cm £39.83
CA-2X4FX Fiberglass Base Ant. 2M +
70cm £52.50
CA-2X4SUP Dual Band Base 2M + 70
Hi gain £69.00
CA-2X4WX Dual Band Extra High
gain 2M + 70 £74.00
CA-2X4Z 2M + 70 Ultra Hi gain Fiberglass
Base Ant. £91.90
CA412NN Diplexer 23cm/70 £31.74
CA-ABC21 2M 5/8 Mobile Ant. £24.50
CA-ABC22A Base Ant. 2M 2 x 5/8
Colinear £36.00
CA-ABC23 Base Ant. 2M 3 x 5/8
Colinear £59.50
CA-ABC72 Base Antenna 70cms 2 x 5/8
Colinear £33.00
AC-MS58 Magnetic Mount £18.20
CA-SUS22 Stainless Steel Collin 2M
2 x 5/8 Base £52.50

CA-2X4MINI Miniature Mobile Dual
Band 2 x 70 £15.89
CA-CRD58M Book Mount S/S £14.79
CA-RS2 De-Luxe Gutter Mount £10.65
Full Comet range available, send SAE for
price list/Cat.

DAIWA RANGE
MR750E Multitorque Rotator £245.00
MR750PE ditto + preset cont. £278.00
MR300E High Speed VHF rotator £243.00
LMC Lower Mast Clamps £18.00
MR750U Motor unit £75.00
MR300U Fast motor unit £75.00
KS065 Mast Bearing £35.00
(Meters are Crossed needle type)

CN410M 3.5-150Mhz SWR/PWR £58.00
CN460M 140-450Mhz SWR/PWR £62.00
NS448 900-1300Mhz SWR/PWR £86.00
MS660PA 1.8-150Mhz SWR/PEP + RMS &
Average meter £115.00
30/300/3 kW

U66VN 140-525Mhz (NS660P) £55.00
CNW727 Dual Band Aerial Tuner &
SWR/PWR Meter £110.00
PS310M 30 Amp PSU Var. Volts £199.00
PS120XM 3.15V Var. 12 Amp PSU £99.00

CL580 Antenna Tuner £99.95
CS401 4 way Antenna Switch £59.50
CS201 2 way Antenna Switch £21.90
CS201G 2 Way Antenna "N" Socket
Switch £35.00
CS4 4 Way Ant. Sw. BNC £30.00

BUTTERNUT (USA) ANTENNAS
HF2V 80M + 40M Vertical £139.95
HF6V 6 Band Vertical £154.65
TBR160 Top Band Coil £55.24
STR2 Radial Kit £45.00

SAGANT
SA450 2 way Antenna Switch £21.05
SO-239 £12.95
Super Rod 2 for 2M BNC £12.95
Super Rod for FT290R £12.95
Super Rod 7 70cms BNC £12.95
BL40X HF Balun £19.50

WELZ — DIAMOND
SP225 HF+6M+2M PWR/SWR Meter £99.95
PEP+Avg. £119.95
SP425 2M + 70cm ditto £109.95
SP620 HF + 6M+2M+70cm ditto £169.95
SP825 HF to 1200Mhz with Auto
SWR £159.00
RS3050 30 Amp PS 3-15V £195.00
CP5 10-80M vertical with radial kit £195.00
D130N Discone 26-1.3Ghz "N" socket
+ lead £82.25

ADONIS
AM303G Desk Mic £53.00
AM503G Super directional w.sp.
proc. £69.00
FX8 Super directional mobile mic £69.00

ALINCO
ELH230D(II) 2M Linear 3 in 30 outw.
pre-amp £89.95
ELH260D 1-5w in up to 60W out with
pre-amp £109.00

KENPRO
KR250 VHF Rotator £78.00
KR400 Meter cont. +/- 180 deg. £139.00
KR400RC Round Meter 360 deg. £169.00
KR500 Elevation rotator £149.95
KR600RC 360 deg HD rot. £219.00
KP100 Electronic Keyer £109.00

CUT PRICE TONNAS

Complete range is over 125 antennas &
accessories. Price list + new Catalogue
(Send SAE please)

2 Metre Beams
"N" sockets
9 E1. Yagi £29.75
9 E1. Crossed £54.25
17 E1. Yagi £58.00
70cms Beams
"N" Sockets
9 E1. Yagi £27.00
19 E1. Yagi £32.00
19 E1. Crossed — not "N"
Socket £38.00
21 E1. Yagi £42.00
21 E1. (ATV) £42.50

2M + 70cm
Combi Yagi £38.00

27/28 Mhz
3 E1. Beam £90.00

934 Mhz Beam
13 Element "N" £20.00

Splitters, Couplers, Multi-stacking
frames available to order.

SATELLITE TELEVISION

We are one of the U.K.'s most experienced
suppliers & installers. Systems from £459.00 to
£3000 or more. We can deliver & install
throughout UK or Continent. (Other countries
subject to special arrangement) SPECIAL
EXPORT PRICES. MONTHLY DELIVERIES TO
E.E.C.

INTEREST FREE FINANCE

Many Major items are available with our FREE
CREDIT Scheme:
20% down Balance over 6 months
1/3rd down Balance over 9 months
50% down Balance over 12 months
Competitive Finance available with 10%
deposit/Part exchange as deposit — balance
over up to four years. Written details on
request.

EXPORT?? WHY PAY FULL PRICE IN LONDON?

Special prices AND Tax-free for foreign visitors with free delivery to your
London Hotel by our Courier service. (Also Harwich/Felixstowe) Please
Telephone 0245 381673 (or 0836 294230 after hours)



ALL MAIL ORDERS TO
CHELMSFORD
OFFICE

Our normal despatch is one or two days
(as thousands of satisfied customers will
tell you). Subject to manufacturers
supplies being available. CARRIAGE
FREE on all orders of £300 value and over
(UK Mainland only) Access and
Barclaycard accepted. Save time-phone
over your order with your Access or
Barclaycard number.



Only a few showrooms in the U.K. can offer ALL MAJOR BRANDS as
FRANCHISED DEALERS. Our main showrooms are only 10 minutes
from the M25 Outer London Motorway (Take the A12 dual carriageway
— just past Chelmsford) (British Rail Hatfield/Peverel 3 mins.) Free car
parking Monday to Saturday 9 — 5pm. Closed all day Thursday.

Glasgow Showrooms — 1st Floor 91
Dumbarton Road, Partick. Tel: 041 339 6445. All
week 9 — 5.

North West Agent — Jim Cook (Wigan) 0942
214969

Leicester Agent Alan Faint (Market
Harborough) 0858 62827

North Wales Agent John Lewis (Anglesey)
0248 714657



Calling 50MHz

As a recently licensed amateur I am undoubtedly ignorant of many aspects of our fascinating hobby, but I would be grateful for some enlightenment on the subject of calling channels.

To my mind, the beauty of a calling channel is that one can have the rig permanently tuned to that frequency, and any interesting CQ calls may be answered: everyone knows where to listen for a contact. No such channel is allocated on 50MHz. One often finds the frequency called "Centre of Activity" occupied—quite legitimately—by other amateurs having extended QSOs.

The advantage of a calling channel, well proved on 2m, is even more pronounced during the early years of a band, when users may be relatively few.

When I make a successful CQ call, and suggest we QSY, I am frequently told not to bother as there is no calling channel: yet I feel it's a courtesy to other amateurs to move to one side, leaving the frequency open for other CQ callers.

Why was it decided to have no calling channel on 50MHz (or on several other bands)? Wouldn't it be beneficial for everyone if a calling frequency was stipulated? If so, why cannot the "powers that be" and amateurs alike adopt the frequency of 50.200MHz now? Or am I, as a newcomer to the hobby, misunderstanding the situation?

Stephen Nicholls G1YOU
Brixham, S. Devon

The RSGB has just announced a band-plan for n.b.f.m. on 50MHz, with channels in 20kHz steps from 51.410 to 51.590MHz. The f.m. calling channel is 51.510MHz—Ed.

Morse Tests

I feel that we should respond to the items raised in the two letters published in *Practical Wireless*, July issue.

I think most people would agree that with few exceptions Rallies do not provide the ideal accommodation for the taking of Morse Tests. So, many will ask why do we offer the facility and even some might wonder why anyone would apply to use them!

The latter I cannot answer; however, I must take some responsibility for there ever having been such facilities, for a number of years ago as a Senior BT Surveyor/Examiner I agreed to attend and offer the first ever Morst Tests at the Blackwood Rally in Gwent, South Wales. The facilities offered by the organisers, although not ideal, were first class and the event a success. Even so BT were quite rightly very mindful of the problems Rally tests could produce, not least of which was finding volunteer staff. Contrary to general belief, there were many who were not prepared to give up their evening or weekend time off for amateurs. However, the argument that the official tests were only conducted Monday–Friday, which for many meant taking a day off work and often

costly travel to the test centre, and their desire to be helpful finally persuaded BT to agree that if staff could be found attendance might be authorised.

Circumstances have now changed, the RSGB is providing many more test centres than ever before and at hours convenient to the candidates, and we believe it is perhaps now time to cease Rally examinations at all but those providing ideal facilities.

We have therefore recently introduced more stringent requirements to be met before organisers are permitted to offer the facility. It is now necessary for the organisers of such events to consult first with the Senior Examiner for the Area in which the event is to be held. He will then, if necessary, inspect the accommodation and afterwards make a full report and recommendation to myself before we agree to attend. While such procedure will not of course please everyone, especially those who are refused facilities, it should improve the situation.

Mr Mayer remarks about his letter to RSGB: "No doubt there will be no reply". This is something else he got wrong as his complaint was fully investigated and responded to within 48 hours of its receipt by me. The

candidates who took the test at the same time as Mr Mayer had no difficulty in producing perfect copy of the receiving part he missed.

Regarding the second letter by Mr Hiam, he also wrote to me and was responded to in detail. As it is RSGB policy not to discuss any candidate's results except with the candidate, I can only confirm that the result notified to Mr Hiam was considered correct. However, I must take him up on a couple of general points.

He suggests we leave it to the professionals. We do! All our examiners prior to appointment have been given a Morse Test first at the professional speed of 20 w.p.m. and then are required to demonstrate their ability to send at the 12 w.p.m. examination speed. Many of our examiners are holders of professional qualifications in excess of these requirements but all are happy to be retested.

The inference that so much has changed since BT days is just not true. The RSGB service is with little variation the very same. It was set up by retired BT Officers who did not see any point in re-inventing the wheel. The Post Office Wireless Service which became BT built up an excellent service over 50 years, and one that many present RSGB examiners

Mains Hum

A tip for those who may be installing a passive low-pass filter (*PW* August issue). BEWARE OF THE MAINS TRANSFORMER!

In my experience, the ferrite cores of inductors are fiendishly efficient at absorbing hum from this source and re-routing it through the a.f. stages. I could find no angle and no position within my receiver where my filter did not pick up hum, even when as far away from the mains transformer as possible.

Eventually, by replacing the transformer with a toroidal type, and limiting the gain after the filter, the problem was solved. Building the filter was quite simple and I am very pleased

with the result. It cuts out h.f. hiss introduced in the i.f. amplifier after the crystal filter, much improving the noise factor.

There are two l.p.f. circuits in the *Radio Communication Handbook*, one for a direct conversion receiver and one in the G3PDM receiver. I built the latter, using Maplin Electronics pot-cores for the inductors.

P. J. Lawton
Birmingham

AR-88

I have found your series on *Valved Communications Receivers* extremely interesting, but the article on the AR-88D gave the somewhat sad impression

that the "D" version was the only one that RCA made.

There was of course the AR-88 with the same intermediate frequency (455kHz) as the "D" version. This also applied to the rack-mounted version the AR-88F. Frequency coverage of all these three versions was almost identical at 540kHz to 32 or 32.5MHz, with only slight electronic differences.

Then we come to the AR-88LF, which had an i.f. of 735kHz. Its different frequency coverage of 73 to 555kHz and 1.48 to 30.5MHz turned a number of amateurs against it. To me it was a better version. I could well do without the medium wave broadcast band, as this was obtainable on any normal receiver.

were proud to serve. We feel that the RSGB even in its first year is providing an equal service and one the fraternity can be proud of.

The remarks about production line sudden-death testing show a lack of knowledge and are rather hurtful to the examiners, who without exception go out of their way to be helpful as evidenced by the many letters of thanks we receive. If one considers the number of letters of doubtful complaints against the 2000-plus tests conducted I suppose we might be forgiven for wondering if those few should not be doing more c.w. practice, but perhaps they need the money.

Three candidates are given the receiving test at one time and this is not unreasonable. Indeed it was quite normal for several candidates to take the receiving test together in BT days. We try to keep to three as this means the delay between the receiving and the sending tests is reasonable. As only one candidate is taken at a time for the sending test, the others have to wait and thus build up tension. Sessions often over-run as the scheduled time per session is considered average for normal candidates, but in the end candidates are given as much time as it takes within reasonable limits.

I am pleased to note that Mr Hiam thinks the BT charge of £15 was good value, but I rather think the majority of Amateurs would rather have the present system at £7. He is of course quite right, you may not get an instant test, but then if you plan your practice you should know whether you will be ready in a few weeks' time. As one of the old school I can assure him that especially in the latter years his telephone call to Coast Radio Stations or SRIO depots was not always received as he indicates. . . . on the contrary, it would have been processed at their convenience. Not everyone loved the Amateurs. To many they were considered to be the cause of pain in the nether region. At least now you are tested by people who understand your problems and want you to pass. It gives the examiners no pleasure to fail you but if you are not up to scratch then fail you they must.

I am pleased to say that the RSGB service is now considered fully operational. However, like its predecessors, RSGB intend to keep everything under constant review and make amendments whenever and wherever necessary to improve the service to Radio Amateurs.

A. N. Ianson G3GDO
Chief Morse Examiner
RSGB



HE'S TAKING HIS MURDER SLOW - WE'RE GETTING HIM USED TO GRIT.

Morse

My sympathies are extended to Mr S. Mayer G6KYO, whose letter in July *PW* demonstrates the folly of using ill-chosen facilities for the Morse examination. I do however advise him to allow for human frailties when he next attempts the test, and to take sound-excluding headphones with him.

The checking of candidates' credentials is vital, and is normal at RAE examination centres. Have you never heard of misrepresentation, which has happened in both professional and amateur circles. Successful prosecutions for this offence have been reported in past

issues of *Radio Communication*.

As for "settling-in" time, I can assure you from my 32½ years experience of teaching radio communication and allied electronic subjects, that you can allow as much settling in time as you like, but the candidates will invariably be "screwed up tight". So, where do you draw the line below this feature.

To all potential and actual candidates for the Morse test, do remember that this is a hobby and not a test for your job application. Perhaps you failed—it is not the end of the world. The ionosphere will still be present in six months time!

Wm. G. Andrews G3DVM
Liverpool

THIS CORRESPONDENCE IS NOW CLOSED

The 14MHz amateur band was spread over a larger segment on the dial, helping one to tune those awkward signals. The missing 1.5MHz from 30.5 to 32MHz was of no interest to me, so therefore not worth considering, in my opinion.

The RAF knew these receivers by yet another number. The AR-88 was the R1556, the AR-88D was the R1556A, and the AR-88LF was the R1556B.

The American forces used the AR-88 in a triple-diversity role, cabinet mounted. As well as the three receivers, the set-up (known as the OA-58/FRC) included a tone keyer unit, monitoring unit, power supply, antenna unit and speaker unit. The sheer size of this cabinet (22 x 84 x

21in) makes it unthinkable for shack use (so my long-suffering XYL says) especially the weight factor of 650lb.

As a collector of radio communication history, and the proud owner of an AR-88D and an RA 17L, I hope that this series of articles will be carrying on long into the future.

R. J. Shaw
Poole, Dorset

RSGB HQ

The letter from GW6RXA (Sept. *PW*) made me laugh. The RSGB has "pleasant and comfortable offices". Go there, Mr Railton. The front entrance is not too bad, but go upstairs and into the

gents' loo. Clean—yes; decoration—not been done since they changed the urinals. Go to the GM's office—not bad, but don't look over in the corner by the window where it leaks, and paper's coming off the wall. Try the penthouse flat—more paper coming off, and mould. Window-frames need replacing throughout. Try the heating—a boiler George Stephenson would have rejected, and pipes corroding under concrete. Nice cars? The last time I went in one of the Society's employee's cars, I had to fix it on the road! All this in an area where a 3-bed semi costs about £85 000. A lot of repair work needs doing on HQ, but it needs money.

Can't afford £18.50? If you costed *RadCom* at the

same rate as *PW*, that's £4.50 for the other services like QSL Bureau, GB call signs, IARU representation, DTI liaison, CGLI liaison, and so on. £18.50 is less than 50p a week.

The RSGB has its faults, but you won't do any better with setting up another organisation and splitting support. The IARU Charter means you wouldn't be recognised internationally, so no QSL Bureau. The only ones who would win would be the manufacturers of domestic rubbish who want no EMC legislation, the councillors who don't want outside antennas, and the commercial interests who want our bands.

Peter E. Chadwick G3RZP
Swindon, Wilts

WRITE ON

Beacon Mode

I read with interest the first part of G4CLF's article entitled *A Smarter Repeater* in the September issue of *PW*. There is, however, one part of the article which is misleading and not strictly correct.

The section headed "Beacon Mode" opens with the statement that: "There is a case to be made for all repeaters to transmit continuously . . . so that they may be used as beacons . . .". The next sentence goes on to say: "This may not be practicable under UK licensing regulations and is certainly not done".

It is this second sentence which is misleading. It is certainly true for the 144MHz and 430MHz repeater networks, but not for the bands above 1GHz, where there is a growing chain of speech and TV repeaters. One of the main reasons for not having the v.h.f./u.h.f. repeater network act as a beacon "chain" is, of course, the question of mutual interference. This is less

important on the microwave bands, not only because coverage or "service" areas are smaller, but also because there are more potential channels available in these bands.

It has been accepted practice for very many years to design, build and licence all microwave repeaters, regardless of band, as continuously operating beacons in the absence of signals to be relayed. Indeed, it is mandatory that all proposals for microwave repeaters submitted to the DTI for approval conform to this specification. All microwave repeaters are therefore more correctly described as "beacon-repeaters" (or as "repeater-beacons", according to your view of the main function of the device!).

The only microwave band in the UK in which beacon-repeater licensing is not permitted, under present regulations, is the 5.75GHz band. On the other bands, because of the secondary nature of the amateur allocations, licensing may take quite a long time, and it

Send your letter to the Editorial Offices in Poole, the address is on our Contents page. Writer of the Star Letter each month will receive a voucher worth £10, to spend on items from our PCB or Book Services, or on *PW* back numbers, binders, reprints or computer program cassettes. And there's a £5 voucher for every other letter published.

Letters must be original, and not duplicated to other magazines. We reserve the right to edit or shorten any letter. Brief letters may be filed via our Prestel Mailbox number 202671191. The views expressed in letters are not necessarily those of *Practical Wireless*.



may not be possible to licence some frequencies within the bands.

I trust that this information will be of interest to *PW* readers. The RSGB Microwave Committee would welcome proposals for more beacon-repeaters, particularly above 1.3GHz.

Mike Dixon G3PFR
(RSGB Microwave Committee) Warrington

Abbreviations

It was most interesting to read the letter (*PW* July) from G3BGJ regarding wireless telegraphy abbreviations. I understand the Morse characters . . . (es) to represent the ampersand "&". We all know that an ampersand is a ligatured "et", and therefore this still does not explain the use of what sounds like

"es" to mean "and". However, in Morse telegraphy there are many combinations of dots, dashes and spaces which bear no reasonable relationship to the information they impart. Surely this is no bad thing if one understands the language—the same situation applies to the written/spoken word.

I do, though, believe the use of the letters "c.w." (meaning continuous wave) to imply wireless telegraphy coded in Morse is incorrect, and that w.t. is the only correct and acceptable expression to use.

Bern Whitford G3ZNF
Loughborough

I wonder, why does "w.t." mean wireless telegraphy, and yet "r.t." means radio telephony?—Ed.

OUR SERVICES

QUERIES

We will always try to help readers having difficulties with a *Practical Wireless* project, but please observe the following simple rules:

1. We cannot give advice on modifications to our designs, nor on commercial radio, TV or electronic equipment.
2. We cannot deal with technical queries over the telephone.
3. All letters asking for advice must be accompanied by a stamped, self-addressed envelope (or envelope plus International Reply Coupons for overseas readers).
4. Write to the Editor, "Practical Wireless", Eneco House, The Quay, Poole, Dorset BH15 1PP, giving a clear description of your problem.
5. Only one project per letter, please.

COMPONENTS, KITS AND PCBs

Components for our projects are usually available from advertisers. For more difficult items, a source will be suggested in the article. Kits for our more recent projects are available from CPL Electronics, and from FJP Kits (see advertisements). The printed circuit boards are available from our PCB SERVICE (see page 1 of this issue).

CONSTRUCTION RATING

Each constructional project is given a rating, to guide readers as to its complexity:

Beginner

A project that can be tackled by a beginner who is able to identify components and handle a soldering iron fairly competently.

Intermediate

A fair degree of experience in building electronic or radio projects is assumed, but only basic test equipment is needed to complete any tests and adjustments.

Advanced

A project likely to appeal to an experienced constructor, and often requiring access to workshop facilities and test equipment for construction, testing and alignment. Definitely not recommended for a beginner to tackle on his own.

BACK NUMBERS AND BINDERS

Limited stocks of most issues of *PW* for the past 18 years (plus a few from earlier years) are available at £1.30 each, including post and packing to addresses at home and overseas (by surface mail).

Binders, each taking one volume of *PW*, are available price £3.95 to UK addresses, or overseas, including post and packing. Please state the year and volume number for which the binder is required. Prices include VAT where appropriate.

CLUB NEWS

If you want news of radio club activities, please send a stamped, self-addressed envelope to Club News, "Practical Wireless", Eneco House, The Quay, Poole, Dorset BH15 1PP, stating the county or counties you're interested in.

ORDERING

Orders for p.c.b.s., back numbers and binders, *PW* computer program cassettes and items from our Book Service, should be sent to PW Publishing Ltd., FREE-POST, Post Sales Department, Eneco House, The Quay, Poole, Dorset BH15 1PP, with details of your credit card or a cheque or postal order payable to PW Publishing Ltd. Cheques with overseas orders must be drawn on a London Clearing Bank.

Credit card orders (Access, Mastercard, Eurocard or Visa) are also welcome by telephone to Poole (0202) 678558. An answering machine will accept your order out of office hours.

SUBSCRIPTIONS

Subscriptions are available at £14 per annum to UK addresses and £18.50 overseas. For further details, see the announcement on page 31 of this issue. Airmail rates for overseas subscriptions can be quoted on request.

PW REVIEW

Newly available from Cirkit Consumer Division are two r.f. power sensor heads which allow a 200mV d.c. digital voltmeter to be used to measure transmitter output power in the frequency range d.c. to 2GHz. Geoff Arnold G3GSR has been looking at one of them.

The two heads cover a measurement range of 0.5W to 75W, with characteristics shown in the accompanying table. The sensor device used is a rugged bolometer. Power fed to the unit is dissipated in a precision 50Ω termination. The resistor used for this termination comprises a pyrolytic carbon film on a beryllium oxide substrate, ensuring that the value of the resistor does not change with heat and that any heat generated is conducted swiftly away from the film.

The majority of the heat is dissipated via the matt black aluminium case to the surrounding air, but a small percentage (determined by the relative thermal paths in the unit), is allowed to flow through a thermoelectric generator. The resultant voltage is then scaled to enable a reading in millivolts to correspond with the power input in watts. The output voltage, which leaves the sensor on a pair of 4mm sockets fitted on the end, can be read directly on a d.v.m. using the 200mV range. Both power heads can be calibrated from a d.c. source.

The 50W sensor ►

▼ The 5W sensor in use



Impressions


We were given the opportunity to test out one of the 5 watt sensor heads, and were able to check it on a number of different transmitters.

The measurement of r.f. power is one of the least accurate sciences in radio engineering, and at the quoted figure of $\pm 5\%$, the Cirkit heads are the equal of most professional measurement devices such as the Bird ThruLine which we use in the *PW* test lab. On accuracy, therefore, all we can say is that the head showed no real departure from our regular standard.

The photograph of the 5W unit (supplied by Cirkit) shows it in use mounted directly on top of a hand-held transceiver, and connected to the d.v.m. via a conventional pair of un-

screened test leads. We found that this arrangement gave very variable results, producing power output readings which varied wildly with movement of the d.v.m. leads, or even when a hand was waved near them. However, using a 1 metre coaxial lead between the transmitter and the sensor head, with a screened single lead (with its "inner" on the positive connection and its "outer" on the negative) between the head the d.v.m., gave consistent and steady results across the 144MHz and 430MHz bands.

Recommended selling prices for the heads are £55.00 (5W version) and £95.00 (50W version), plus VAT. Our thanks for the loan of the review unit go to **Cirkit Distribution Ltd., Park Lane, Broxbourne, Herts EN10 7NQ, telephone 0992 444111.** **PW**



★ MAKER'S SPECIFICATIONS

	5 watt head	50 watt head
Input impedance	50Ω	50Ω
Input connector	BNC male	N or UHF male
VSWR (d.c. – 1GHz) (1GHz – 2GHz)	1.1:1 1.1:1	1.1:1 1.2:1
Output (true r.m.s.)	1mV/watt	1mV/watt
Output impedance	470Ω	470Ω approx.
Accuracy (d.c. – 2GHz)	$\pm 5\%$	$\pm 5\%$
Response time to 95% of final reading	15 secs	20 secs
Power rating:		
Continuous	5W	30W
5 mins. max.	10W	50W
1 min. max.	15W	75W
Peak pulse (10:1 duty cycle)	50W	300W

LOWE SHOPS

In Glasgow,

the shop manager is Sim, GM3SAN,
the address, 4/5 Queen Margaret Road, off Queen Margaret
Drive, Glasgow, 041-945 2626.

In the North East,

the shop manager is Hank, G3ASM,
the address, 56 North Road, Darlington, 0325 486121.

In Cambridge,

the shop manager is Tony, G4NBS,
the address, 162 High Street, Chesterton, Cambridge,
0223 311230.

In Cardiff,

the shop manager is Carl, GWOCAB,
the address, c/o South Wales Carpets, Clifton Street, Cardiff,
0222 464154.

In London,

the shop manager is Paul, G4PTI,
the address, 223/225 Field End Road, Eastcote, Middlesex,
01-429 3256.

In Bournemouth,

the shop manager is Colin, G3XAS,
the address, 27 Gillam Road, Northbourne, Bournemouth,
0202 577760.

LOWE ELECTRONICS SHOPS are open from 9.00am
to 5.30pm Tuesday to Friday and from 9.00am to
5.00pm on Saturday. Shop lunch hours vary and are
timed to suit local needs. For exact details, please
telephone the shop manager.

packet radio from Kantronics

KPC 2 ... This KANTRONICS designed AX25 version 2 TNC features
a built-in VHF and HF modem, full duplex operation and multiple
connect facilities. The serial RS232 port, combined with the
enhanced generic command structure allows operation with any
computer.

KPC2 ... £168.00 inc. VAT, carriage £7.00.

KPC4 ... A KPC4 is your gateway into packet flexibility. Having two
packet ports, digipeating on each port and gateway between ports,
the KPC4 lets you bridge two frequencies on one band or operate
cross band. The KPC4 also includes the Personal Packet Mailbox
feature.

KPC4 ... £310.00 inc. VAT, carriage £7.00.

KAM ... Combine VHF packet, HF packet, CW, RTTY, ASCII and
AMTOR in one unit.

KAM ... £289.00 inc. VAT, carriage £7.00.



1300HC frequency counter

Small enough to fit into a shirt pocket, the 1300HC frequency counter
brings easy and accurate frequency measurement well within everyone's reach.

The 1300HC uses a full 8 digit display, and measures to 1300 MHz, thus
being ideal for amateur as well as all mobile radio bands including cellular.

The unit contains its own rechargeable NiCd battery pack which is
charged from an external supply. The frequency counter can also be powered
from any 9 to 12 volt dc supply, which charges the batteries as well.

The 1300HC has excellent sensitivity, and when used with the optional
telescopic whip, easily measures transmitter frequencies of mobile or
handheld transceivers, even low powered "bug" devices. When used in
conjunction with a simple "dip oscillator", the 1300HC makes checking tuned
circuit or aerial resonance an easy task.

The high performance of the 1300HC frequency counter makes it an
indispensable tool for every amateur, engineer or technician. Its small size
makes it suitable for either shack or "on the move" use.

SPECIFICATION

Range	1-1300 MHz
Resolution	100 Hz at 2.5 sec gate 1 kHz at 250 mS gate
Display	8 digit 0.3" LED MHz decimal point Leading zero blanking
Gate times	Fast: 250 mS Slow: 2.5 S
Sensitivity (typical)	1-10 MHz 10-150 mV rms 10-1000 MHz 3-50 mV rms 1-1.3 GHz 10-150 mV rms
Accuracy (typical)	±1 ppm, ±1 count LSD
Aging	0.1 ppm/month (typical)
Gate indication	Red LED during sampling
Input connector	BNC
Input power	9-12 Vdc at 150 mA
Power connector	Concentric. Centre positive
Case	Brushed anodised aluminium
Size	3.9H x 3.5W x 1D (inches)
Weight	255 g
Power supply	Internal NiCd pack (supplied) or external dc source (option)

1300HC ... Handheld frequency counter
£138.00 inc VAT, carriage £2.00

OPTIONS

PS12 ... AC mains power supply
£8.50 inc VAT, carriage £2.00

BNC6 ... Telescopic whip
£7.46 inc VAT, carriage £0.50

CC12 ... Padded carrying case
£9.90 inc VAT, carriage £1.00



DAIWA meters

CN410M ... Frequency range 3.5 to 150 MHz, forward power switchable
15/150 Watts, reflected 5/50 Watts, SO239 connectors.

CN460M ... Frequency range 140 to 450 MHz, forward power
switchable 15/150 Watts, reflected 5/50 Watts, SO239 connectors.

NS448 with remote head ... Frequency range 900 to 1300 MHz, forward
power switchable 5/20 Watts, reflected 1.6/6.6 Watts, N type connectors.

NS660P ... switchable meter reading (average, normal PEP and hold
PEP) and provision for optional remote head (U66V), frequency range
1.8 to 150 MHz, forward power switchable 15/150/1500 Watts, SO239
connectors.

U66V ... remote head, frequency range 140/525 MHz, max 300 Watts, N
type connectors.

SC20 ... extension cable for U66V, approx 20 metres long.

CN410M ... £61.72 inc VAT, carriage £1.50.



NS660P ... £115.00
inc VAT, carriage £2.50.

CN460M
... £65.40
inc VAT,
carr £1.50.



NS448 ... £86.60
inc VAT,
carriage £2.50.

LOWE ELECTRONICS LTD.

Chesterfield Road, Matlock, Derbyshire DE4 5LE

Telephone 0629 580800 (4 lines)





The new KENWOOD TM221E and TM421E two metre and seventy centimetre FM mobile transceivers

have been specifically designed to condense maximum performance and operating convenience into a compact package. Output power is 45 watts on two metres (TM221E) and 35 watts on 70 centimetres (TM421E). Receiver sensitivity matches the output power of the set and measures an amazing 0.141uV for 12dB SINAD (across 144-146). The figures are those given by Chris Lorek in his recent TM221E review published in the July edition of HAM RADIO TODAY.

Much discussion has taken place recently regarding 12.5 and 25 kHz spaced frequency channels on the two metre band. With the new mobiles channel spacing is not a problem. KENWOOD with their usual attention to detail have made the frequency step user selectable. The steps available are 5, 10, 12.5, 15, 20 and 25 kHz. Once programmed either microphone up/down button or the transceivers front panel knob can be used to step the transceiver across the band. Of course should it be necessary the selected step can easily be changed.

A new orange backlit liquid crystal display gives the transceiver an amazingly clear frequency readout that can be read in the brightest of sunlight.

The transceiver has all essential operating aids. There are 14 memory channels, each of which holds frequency, whether simplex or repeater operation is required and whether or not the tone burst is on or off. Scanning can either be memory with the ability to lock out unwanted channels or band with the scan limits set by the operator. The usual priority channel facility is also included to make sure that no call is missed. As well as showing the operating frequency the display also indicates which of the facilities are being used.

Occasionally a piece of equipment comes along which catches the imagination; the RC10 remote controller/handset for the TM221E and TM421E does just that. Designed to operate with either transceivers or link both together, the RC10 looks more like a cellular radio car phone than a piece of amateur radio equipment.

In fact the RC10 not only looks like a car phone, but as a speaker and microphone are built-in, operates as would a telephone handset. Easily mounted in any car, dashboard or transmission tunnel, the RC10 controls all transceiver front panel functions with the exception of on/off and high/low power selection. The functions controlled by the RC10 are volume, squelch on/off, frequency readout, keypad frequency entry, memory selection and frequency or memory scanning. Full duplex operation is possible when both transceivers are fitted.

From a security point of view it is possible to mount the transceivers out of sight and only have the controller on view. Since most thieves now know that a cellular phone is not a saleable item, owning an RC10 may be a wise investment!

An additional feature of the RC10 unit is that when used in conjunction with both the TM221E and TM421E transceivers, private crossband repeater operation is possible. This means that you can park your car in a decent location and wander off into an RF black spot. Armed with a small low power handheld, you can talk back to the TM221E/TM421E/RC10 combination which, since you left, has been constantly checking the two pre-set crossband frequencies. Your transmission is received and simultaneously retransmitted by the other transceiver on the other band. If a station replies, the message is again simultaneously retransmitted to you. Of course you need to have another amateur in your car to oversee the operation and it must be a recognised RAYNET use.

TM221E	£317.30 inc VAT , carriage £7.00
TM421E	£352.84 inc VAT , carriage £7.00
RC10	£169.00 inc VAT , carriage £7.00

Colour photograph shows Japanese home market version.

LOWE ELECTRONICS LTD.

Chesterfield Road, Matlock, Derbyshire DE4 5LE
Telephone 0629 580800 (4 lines)



Special Offer

To PW readers—a special pre-publication offer on a new book by Steve Money G3FZX.

Save £1.00 off the published price of £8.95

Although conventional telephony and telegraphy are the most widely used communications techniques in amateur radio, there has been in recent years an increase in interest in the more exotic forms of communication. Radioteletype (RTTY), amateur teletype over radio (AMTOR), slow scan television (SSTV) and more recently packet radio, are communications techniques which have benefited from the widespread availability of home or personal computers, which can be used to provide the decoding and display facilities for such transmissions. In this book a simple description is given of the principles involved in these modern communications techniques. Details are also given of the frequencies where such transmissions may be found.

With the coming of the space age, radio amateurs were able to design and build their own space satellites which were launched into orbit as part of the payload when commercial satellites were launched. Earlier amateur satellites provided simple radio beacons, but the current series are used to provide communications transponders which allow radio amateurs to achieve world-wide contacts via satellite using the v.h.f. and u.h.f. bands. Details of current satellites and the frequencies used are given in this book.


Radio enthusiasts may also be interested in receiving weather pictures from the numerous weather satellites now in orbit, or receiving television transmissions from communications satellites and the future direct broadcast TV satellites. This book gives details of these satellites and the frequencies they use.

The availability of scanner receivers and all-band communications type receivers, combined with the use of home computers, has increased interest in listening to some of the wide variety of utility stations that operate on the h.f., v.h.f. and u.h.f. bands. Among these are aircraft and maritime stations, also the various press agency stations which transmit news using radioteletype transmissions. Details of the bands where these stations are to be found, and some sample frequencies are given in this book.

As an aid to operating, the book also includes much general information such as lists of callsign prefixes, both alphabetically and by country, useful abbreviations such as Q codes, and general information on the principles of receivers, transmitters, antennas and propagation.

The aim of this book is to provide a useful quick reference for radio amateurs and listeners, and a short bibliography has been included which will provide sources of more detailed information on some of the subjects covered in this book.

The *Radio Amateur and Listener's Pocket Book* is in hardback, comprising 160 pages 90 x 190mm, and will be published by Heinemann Newnes. The special pre-publication offer price to PW readers is £7.95 plus 50p post and packing—a total of £8.45. (Books are zero-rated for VAT.)



HOW TO ORDER

Complete both coupons in ink, giving your name and address clearly in block capitals. Coupon (2) will be used as the address label to despatch your book to you.

Send the coupons with your cheque to: Practical Wireless Book Offer (Nov), FREEPOST, Enefco House, The Quay, Poole, Dorset BH15 1PP. No postage stamp is needed. If you wish to pay by credit card (Access, Mastercard, Eurocard or Visa only), please fill in your card number and sign the coupon where indicated.

Available to readers of *PW* in England, Scotland, Wales, N. Ireland, the Channel Islands and the Isle of Man. Orders are normally despatched within 28 days, but please allow time for carriage. The closing date for this offer is 30 December 1987.

Variable Power Mod for the IC-251E

This simple modification from N. Montanana G8RWG will at last enable you to try a few of those really QRP contacts on s.s.b. and c.w.

The Icom IC-251E 144MHz multi-mode transceiver has a nominal output power of 10 watts on all modes.

Whilst there is the facility to vary the output power in the f.m. mode from 1 to 10W, no similar facility exists for the other modes.

The author required lower output power on s.s.b. and c.w. to drive a 430MHz transverter and a valved amplifier on 144MHz. For some time a variable negative voltage was used on the a.l.c. line but this entailed a separate power supply and control unit.

Since there was already a front panel control available, a method was sought to enable this to be used on all modes.

Circuit

The output power is varied by altering the gain of the pre-driver transistor Q30.

The original power control potentiometer is used together with the emitter resistor R126. The circuit formed by R4 and R126 varies the output power from 500mW to full power on all modes. Resistor R4 is isolated from the original f.m. power control circuit.

Modifications

1. Unplug the mains lead and remove the four screws securing the top lid.

2. Locate and identify R126 (ref: A3 on main unit p.c.b.). Cut the earthy lead of the resistor and connect a flying lead to the earthy side R126.

3. Pull off the power control knob and remove the dust washer, securing nut and plain washer.

4. Gently pull out the potentiometer control board and turn to reveal the track side of the board.

5. Desolder the right hand tag, see Fig. 2, and bend away from the board. Connect the flying lead to this tag. Ensure that this will not short out when the board is replaced.

6. Solder a link between the earth plane and this unused track.

7. Replace the board and secure the potentiometer with the washers and nut. Rotate the control (R4) fully anti-clockwise and replace the control knob. This corresponds to the minimum power setting.

8. Replace the lid and screw down.

Conclusion

The output power of the transceiver may now be varied on all modes from

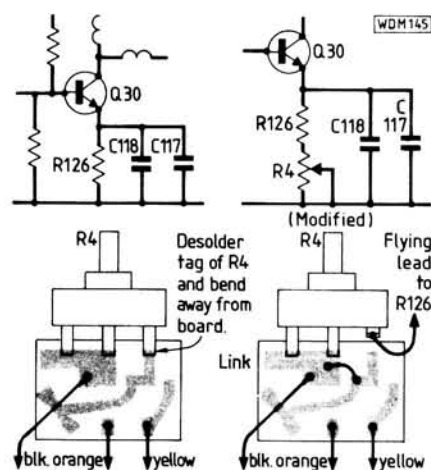


Fig. 1: (Top) Circuit diagram of pre-driver stage before and after modification. (bottom) View from the track side of the control p.c.b. before and after modification

500mW to 10W. A larger value potentiometer could be used to decrease the power even further if necessary.

No problems were encountered with linearity but some operators may wish to decouple the circuit at both ends of the flying lead. **PW**

(1)

To: PRACTICAL WIRELESS
Radio Amateur Book Offer, Freepost, Enefco House,
The Quay, Poole, Dorset BH15 1PP

Please send me Radio Amateur Pocket Book(s)
@ £8.45 (inc. carriage)

TOTAL £.....

I enclose P.O./Cheque No. Value £.....

My Credit Card number is

.....

Please charge my credit
card account with

£.....

Signature

Name

Address

Tel. No. (Home or Work)

(2)

Name

Address

Post Code

If you do not wish to cut your copy of PW you must
send the corner flash with full details and remittance.
PW Publishing Ltd., Poole, Dorset (Reg. No. 1980539, England)

Safe Cable Reels

Briticent have two cable reels with built-in safety features.

The reels combine good looks with durability, and are suitable for use both in and out-of-doors. They have a wind-on/wind-off action and incorporate a safety cut-out to protect against overloads and a neon light to indicate mains on.

The cable reels are supplied with cable and fused plug. A 1500W version comes with 10m of cable and the 3250W version with 8m of cable. Both versions are fitted with twin outlet sockets.

More information is available from:



Briticent Int. Ltd.,
Crow Arch Lane,
Ringwood,
Hants. BH24 1NZ.
Tel: 0425 474617.

Catalogues

Cricklewood Electronics have just published the 10th Edition of their component catalogue. Listing the wide range of components stocked by them, together with prices, you can obtain your copy from:

Cricklewood Electronics Ltd, 40 Cricklewood Broadway, London NW2 3ET. Tel: 01-450 0995.

If you are after difficult-to-get i.c.s for a piece of oriental equipment then you need Grandata's list. This covers a wide range of semiconductors including Japanese transistors. Also covered are valves, Servisol products and video and cassette heads, belts and motors.

For a free copy contact:
Grandata Ltd,
9 The Broadway,
Preston Road,
Wembley,
Middlesex.
Tel: 01-904 2093.

GB3EY

Work on the GB3EY 10m repeater has now reached an advanced stage. Although information is not yet available as to when the licence will be issued, the group is working on the assumption that the repeater should be ready and working by the autumn of 1987.

The output frequency is 29.68MHz and the input is 29.58MHz. Access to the repeater will be available by the presence on the input

HRS Activities

The Hilderstone RFS has a growing interest in radio foxhunts, on top band. They are planning some appropriate events in the near future, to which all are welcome. Technical/map reading prep sessions can be arranged if you need them.

Their "resident tutor" Ken Smith G3JIX plans to offer a post RAE practical course entitled "Practical Radio-Electronics". On this course, numerous projects such as fault-finding and bits of "how-it-works" will be covered.

The RAE studies will again form an important activity. Students are advised to join the practical course and to come along to the study circle they hold. Morse classes on the go all the time.

For more details contact the club secretary GOCLO on 0843 69812.

frequency of a carrier on which is superimposed a sub-audible tone of 146Hz \pm 10Hz at a deviation of 400Hz \pm 100Hz. This tone must be present on the input signal at all times when the repeater is being used. If the repeater is not in use, a toneburst of 1750Hz \pm 25Hz must also be presented for a period of, not less than, 500ms. The time-out period is 5 minutes.

RAE Courses

Eccles: There are a variety of courses to be found at the Brookhouse Evening Centre, Northfleet Road, Eccles, Manchester this year. The classes take place on Tuesday or Thursday evenings from 7pm to 9pm. The topics are Electronics (Basic and Advanced), RAE, Morse, Amateur Radio Construction and Radio & TV Repair. For details ring the main AEC on 061-789 1894.

Grafton: The Grafton RS are holding their RAE courses at Elizabeth Garrett Anderson School, Riseing Hill Street, London N1 on Monday evenings. The lecturer, B. C. Bond G3ZKE, and more information is on 01-485 7065. A Morse class is also available for a limited number of students on Wednesday evenings.

Southampton: Evening classes are being held at the Cantell Centre, Violet Road, Bassett on Tuesdays and the Totton FE Centre, Testwood Lane, Totton on Wednesdays. Further details either from the centres or David Webb G8TMT, 4 Glasslaw Road, Southampton.

Callsign Search

The North Staffordshire RAYNET Group are looking for the holders (or ex-holders) of the callsigns G6RNS or G8RNS.

If you know anything about the history or whereabouts of the holders of the callsigns then contact **Allan Drake G1EBD on 0782 612868.**

Polyfet

Polyfet is claimed to be the world's first gold-metallised silicon f.e.t. series of devices capable of operation at frequencies up to 2GHz.

Made by Polycore RF Devices, and available from Anglia Microwaves, Polyfet provides low capacitance, high G_m (typically 10 to 13) and high F_t for use in v.h.f., u.h.f. and microwave circuits. Power levels range from 1 to 300W in Class A, B and C and the devices can be supplied in the majority of standard r.f. packages including new microstrip, single-ended and push-pull types.

Anglia Microwaves Ltd,
Radford Business Centre,
Radford Way, Billericay,
Essex CM12 0BZ.
Tel: (0277) 630000.


Continuity Tester

The Cirtest PS-12P Continuity Tester is designed for electrical, electronics and automobile component and installation testing.

It is a high-quality, maintenance-free instrument measuring 100 x 60 x 25mm.

It features a piezo-ceramic buzzer of variable tone and volume. It is also electronically protected against voltage overload up to 220V. The PS-12P covers the resistance range 0 to 100k Ω , using a test current less than 1mA.

For more details contact:



Cablecheck Systems,
Sanderson Centre,
Lees Lane,
Gosport, Hants PO12 3UL.

934MHz

I have been sent a copy of the newsletter by the Personal Radio Club of Great Britain 934MHz. It's an 11-page A4 newsletter with all kinds of information in it. There are news items on which groups have done what, technical articles as

well as letters to and from the DTI affecting 934MHz users.

If you would like more information on the group and their activities, write to **PRCGB,**
41 Twyford Avenue,
Shirley,
Southampton SO1 5NZ.

Foreign Speech

People who cannot speak a word of each other's language will soon be able to talk over the 'phone using a system developed by British Telecom.

The world's first instantaneous translation of speech by computer was unveiled publicly by the BT Research Labs early in August.

Simple sentences in English were translated into French and vice-versa. The prototype equipment can translate English into German, Spanish, Swedish and Italian and the reverse capability is being developed. This will then also make possible translation between any pair of these languages.

Each speaker has a microphone linked to a Merlin 5200 personal microcomputer. These are connected by a telephone circuit capable of handling computer data. The first participant speaks a sentence in English, the computer repeats the sentence, this is confirmed by saying "yes", and then the message is passed to the distant computer which translates it and speaks to the other participant.

The system is based on a set of more than 400 phases in common business use stored in each computer's memory. The speech translation project is sponsored at the research labs by BTI, who are looking into the possibilities for carrying out a trial with another country.

BAEC

I have received the July issue of the British Amateur Electronics Club Newsletter. As usual it is full of all kinds of information. The series *Electronics A-Z* is now on digital i.c.s, there is an article on *Using "Junk Box" Transformers*, useful ideas from members, letters and help wanted.

If you would like more details then write to:
Mr J. G. Margetts,
53 High Oaks Close,
Locks Heath,
Southampton
SO3 6SX.

Telecomms Becomes Nevada

Although they have been trading under the name "Telecomms" since 1969, the Portsmouth based importers, distributors and manufacturers of amateur and CB radio equipment have found that their customers have been confusing them more and more with "British Telecom". Reluctantly, therefore, they have decided to move on to a "new" name.

As they have been using "Nevada" for some time on products manufactured by Telecomms in the UK, it seemed logical that they should adopt this name for the company's new trading title.

As from November 1 you should no longer be looking for Telecomms but **Nevada Communications, 189 London Road, North End, Portsmouth, Hants PO2 9AE. Tel: (0705) 698113.**

Welsh Award

The Carmarthen ARS have decided to run the Welsh Award covering the eight counties of the principality. They believe that it is the first Welsh Award that has covered the whole of Wales.

You need to contact or hear 24 stations (3 in each county) in Wales.

It is available to all licensed radio amateurs and short wave listeners. All contacts on or after 1 March 1987 are valid.



Log extracts are acceptable, so no QSL cards

Raffle Winner

The lucky winner of Lowe Electronics Open Day free raffle was Chris Reynolds. He won an R2000 plus headphones, donated by Kenwood in Germany.

Chris G1LDV, already owns a TS-530S and TH-21E, so the general coverage receiver will be a useful addition.

The photograph shows Alan Whitford, Managing Director, Chris G1LDV and his son (an s.w.l.).



Coaxial Switches

A new range of professional 5-way coaxial switches is now available from Winchester Communications.

The Hofi range of switches are available with either SO239 or "N" type sockets and are supplied with individual certificates of performance showing factory guaranteed figures for insertion loss and isolation. A unique double contact system is claimed to give high power transfer and excellent performance up to u.h.f. while the use of corrosion resistant materials and rugged construction gives long life.

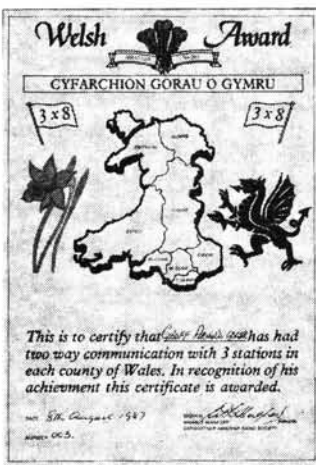
The units can be either remotely or manually

operated. The remote versions are available with weather protecting cover and an optional remotely controlled switch box to enable a rotator to be controlled via the same 8-way control cable offering savings in multi-way cable.

Power handling capability is quoted as up to 3kW, s.w.r. of better than 1.06:1 at 50Ω with an insertion loss of 0.04dB.

Hofi switches cost from £54.00 from the sole UK distributors.

Winchester Comms.,
Trinder House,
Free Street,
Bishops Waltham,
Hants SO3 1EE.
Tel: (04893) 3404.



need to be sent. Logs must show full details of the contacts made and must be verified by two licensed radio amateurs.

The award is issued for all contacts made on any mode on any band.

The fee for the award is £1.50 or 8 IRCs, cheques and postal orders should be made payable to the Society.

The address for the applications and any other details you require is:

Awards Manager,
Carmarthen ARS, PO Box 4,
Carmarthen, Dyfed SA31 1AA.




Photo competition

Newport ARS are organising a photographic competition as part of the presentation for The Royal National Eisteddfod of Wales.

The theme of the competition is Amateur Radio and is open to anyone, licensed or not. Entries are invited for 3 categories, in 2 groups.

Group 1—Over 18 years of age, Group 2—Under 18 years of age. In each group there are:

Category A—Depicting amateur radio in Gwent

Category B—Depicting amateur radio in Wales

Category C—Depicting amateur radio in the world.

A maximum of two entries allowed per entrant.

Three prizes will be awarded in each section, with an additional prize for the first ten entrants to identify their prints in their Eisteddfod display.

For a copy of the rules, send and s.a.e. to:

**NARS,
PO Box 33,
Newport,
Gwent.**

Club Videos

The Radio Communications Division of the DTI now have three videos available for free loan. An idea for a radio club evening?

The subjects are Fixed Links Mobile Service, The Work of the Radio Division and An Interview with the Director of the RIS. This last video is rumoured to have been filmed in a helicopter!

To order the videos you should ring their 24-hour order number, 01-275 3072.

Special Event Stations

GB2CCP: The Mid Lanark ARS are putting on this special event station at Chatelherault, Hamilton to commemorate the restoration and re-opening of the Duke of Hamilton's Hunting Lodge. The QSL card will depict workmen building the original lodge from stone obtained from a quarry nearby. They will be using 3.5 to 28MHz and 144MHz on October 10/11.

Aircraft Bits

I'm sure you have been following the series on Aeronautical Radio in *Short Wave Magazine*. Well, do you have any aircraft equipment you don't want, or do you know of any sources of such equipment. Anything, whether instruments, controls, bits of airframe, manuals or charts would be interesting—even if broken and non-working.

If so please contact G. L. Manning on 01-958 5113. You can also ring him on that number if you wish to visit his collection.

FT-102 User Group

There is a user group developing for those people who drive a Yaesu FT-102. They hope, as they grow larger and stronger, to provide an information exchange for fault diagnosis and maintenance tips, as well as an occasional newsletter and a regular on-air net.

If you are interested in the group then drop a line to: **Sean Quinn G14PCQ,
58 William Alexander Park,
Belfast BT10 0LX.**

Ex-G Radio Club

Unfortunately when we last mentioned the Ex-G Radio Club, my fingers got tied up on the address. This group caters for amateurs born in the UK and domiciles abroad. If you would like more details, write to:

**F. W. Fletcher,
53 St Ives Park,
Ringwood,
Hampshire BH24 2JX,
England.**

WAB Awards

R. J. Nash G4GEE is Acting Contest Manager for the Worked All Britain Awards. He has sent us the results of the Worked All Britain VHF/UHF contests.

QRO

Mobile

1st G4LAB/M 26 100 pts.
2nd G4WET/M 23 625 pts.

SWL Section

1st Helen Rose 30 780 pts.

144MHz Fixed Station Single Op

1st G6XVV 299 040 pts.

2nd GOEMS 267 960 pts.

144MHz Portable Single Op

1st G0CDA/P 406 640 pts.

2nd G1UUX/P 233 650 pts.

Fixed Multi Op

1st G3IUB 103 360 pts.

Portable Multi Op

1st G1NUS/P 405 020 pts.

2nd G4SLH/P 249 900 pts.



QRP

Mobile Section

1st G4LAB/M 4950 pts.

144MHz Fixed Station Single Op

1st G6XVV 73 025 pts.

2nd G6YEP 45 100 pts.

Portable Single Op

1st G6CSY/P 51 840 pts.

2nd G1PEY/P 32 400 pts.

Portable Multi Op

1st G1NUS/P 106 335 pts.

2nd G1POD/P 56 610 pts.

The 2nd placed operator in the 144MHz single Op QRO contest was only aged 14 too!

Transverters

The recently introduced Noddfa Transverters are available in two models claimed to be suitable for converting a 500mW r.f. output 144MHz transceiver into a 2.5W rig for the 50 or 70MHz bands.

The manufacturer's press release stated that the prototype withstood immersion in a fish-pond for 48 hours without any sign of water getting in past the seals. All loose r.f. coil cores are locked in position to prevent loosening during mobile operation.

The special p.c.b. mounting technique which absorbs shock and spreads the load out over the entire

side of the p.c.b. is claimed to be unique. The makers believe that the transverter will survive any possible mal-treatment that an amateur could subject his gear to. To prove their confidence they will even replace, free of charge, any Noddfa transverter which fails to work after being blown from the top of an antenna mast in a gale!

The cost of the transverter is around £200 including the r.f. filtered power supply. An s.a.e. will secure further information from

**Noddfa,
Lower Road,
Harlech,
Gwynedd LL46 2UB.**



Can You Help?

R. Stoner has an His Masters Voice Radiogram with exchangeable stylus heads, it also has two large speakers. The radio works reasonably well but the record player needs attention. Does anyone know of someone in the Lancing area who could help Mr Stoner out?

If there is a firm or interested collector who could restore the unit to a fully working radiogram, please let Mr Stoner know. His address is 62 Tower Road, Lancing, Sussex BN15 9HT.

J. Worthington is looking for information on fitting a Vic 20 or similar type keyboard to the MM40001KB RTTY transceiver (Microwave Modules). If you can help then write to, Penrhyn Bach, Bwlch Tocyn, Abersoch, Pwllheli, Gwynedd.

Charles Elvin has bought a Lafayette Guardian 6600 and would like to find an instruction manual for the unit. He would like to fit a b.f.o. to it and so any information would be useful. Please write to 39 Kintillo Place, Bridge of Earn, Perth PH2 9AS.

Mr W. E. Stedman has 55 pre-war HMV and Marconi service manuals covering 105 models, he also has 45 duplicate manuals. He is looking for an Avo Valve Characteristic Meter or Avo Valve Tester. If you think you can help him, then write to W. E. Stedman, 133b Lynton Road, Bermondsey, London SE1 5QX.

Does anyone know where you can obtain a projector lamp rated 100W at 30V for a Specto 9.5mm projector? Failing that, any information regarding a substitute lamp. If so, please write to 6 Hamford Close, Walton-on-Naze, Essex CO14 8JD.

Toroidal Mains Transformers

New production methods and materials have enabled Cotswold Electronics to supply their well-known Budget Range of toroidal transformers with an alternative double insulation which meets BS5850 at no increase in cost. With a thermal cut-out fitted these transformers would also meet all the requirements of BS415.

The VA ratings remain the same at 30, 60, 100, 160, 230, 330 and 530VA, and as well as the original standard primary voltage of 120 + 120V, single primary voltages of 240, 110 and 220V are now available.

An interwinding metal screen can also be provided. Windings are terminated in pvc insulated leads 150mm long.

Recent developments and improvements in production methods have resulted in the gradual reduction in cost of toroidal types so that now there is virtual parity in cost for 30VA and over.

Further details on these transformers as well as other products in their range is available from

Cotswold Electronics Ltd,
Unit T1, Kingsville Road,
Kingsditch Trading Estate,
Cheltenham GL51 9NX.
Tel: (0242) 41313.

GaAs Microwave Power Amps

The 6000 series GaAs power amplifiers from MED offer frequency coverage from 2.7 to 6.4GHz in bandwidths of 500MHz with saturated c.w. output powers of 1, 5 or 10W. Excellent linearity is claimed at low power levels and it is reckoned to be possible to reduce quiescent power consumption to almost zero using some innovative bias circuits.

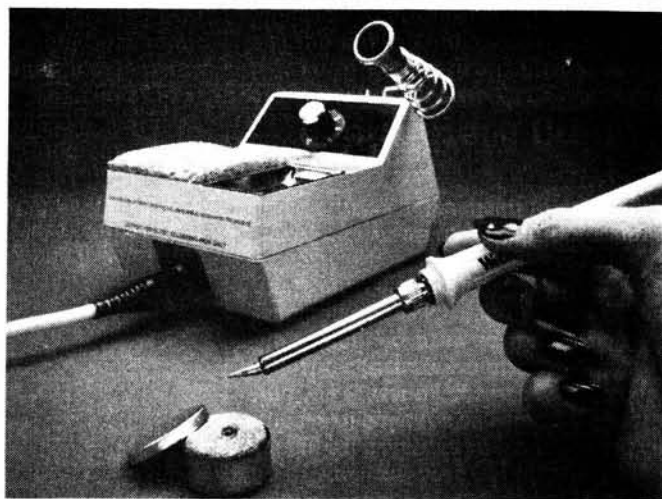
For even higher power operation the MED 7000

series amplifiers use silicon transistors for peak outputs of 25, 50 and 100W.

Input and output are both isolated with v.s.w.r.s of typically 1.5:1. Input power for all types is standardised at 10mW.

Further details are available from

Anglia Microwaves Ltd,
Radford Business Centre,
Radford Way,
Billericay,
Essex CM12 0BZ.
Tel: (0277) 630000.



New Life for Old Tips

Multicore have just introduced a new tip tinner and cleaner, TTC 1, to provide a fast and effective method of restoring de-wetted soldering iron tips to a virtually good-as-new condition.

Contained in a small metal container with lid and self-adhesive pad for fixing it to working surfaces, this soldering aid is a compacted block of chemically activated, electronics grade, solder powder which cleans, wets and re-tins soldering iron tips with a single wipe.

TTC 1 is claimed to remove even the stubborn tin/iron intermetallic layer that forms on iron-plated tips and resists resin-based fluxes. At the same time the chemicals employed are stated to be non-corrosive and have a low evaporation temperature so that nothing other than solder remains on the tip after tinning.

For further information
Cirkit Holdings PLC,
Park Lane,
Broxbourne,
Herts EN10 7NQ.
Tel: (0992) 444111.

Targa Electronics

Targa Electronics have moved, their new address is:

3 Renishaw Road,
Mastin Moor,
Chesterfield,
Derbyshire
S43 3DW.

For details of their products, you should refer to their advertisement in this issue.

3-day Crystals


Piezo Products Ltd have an express manufacturing service for when you need that crystal yesterday. Well not quite, they have a 3-day service as well as a 24-hour service if you are really in a hurry.

The service is available for crystals working in the 1 to 70MHz frequency range. Devices are supplied in a variety of packages (HC-6, 18, 25 or 33/U styles) according to frequency.

Typical frequency tolerance figures are ± 0.001 per cent (at 25°C), with a frequency/temperature tolerance of ± 0.001 per cent over either -10 to +60 or -30 to +80°C ranges.

For more details you should contact:

Piezo Products Ltd.,
Millstream Trading Estate,
Christchurch Road,
Ringwood,
Hants. BH24 3SD.
Tel: 0425 479337.



Practically Yours

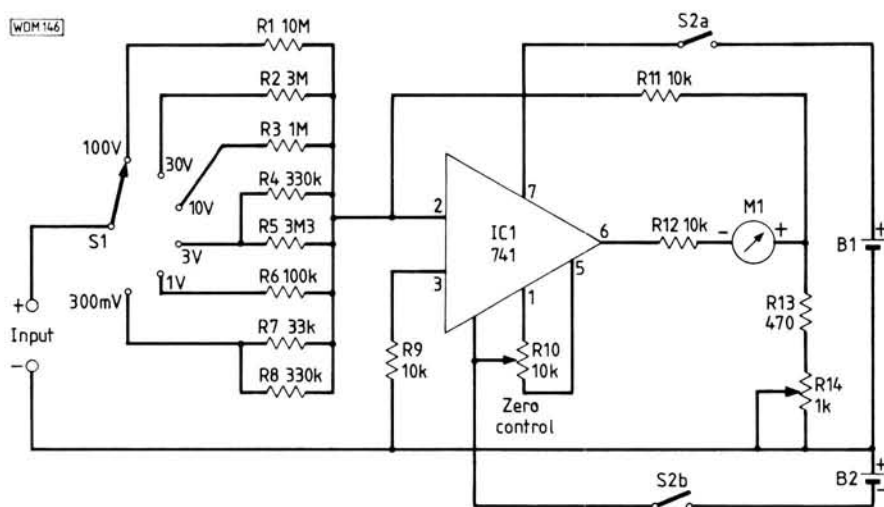
by Glen Ross G8MWR

This month we change direction a little and present a simple constructional article which is well within the scope of the novice builder and which will provide him with something more than just a gimmick end product.

Although many amateurs are no longer able to do full repair work on modern rigs, due to the increasing complexity of them, the ability to take a few voltage measurements can clear up many simple problems. There are many multimeters on the market but a good high impedance type will set you back £20 or so and you will still end up with a unit that is not useful at much below one volt full scale deflection (f.s.d.). The unit to be described will work with good accuracy down to 3 millivolts. It has a sensitivity of 100k Ω per volt and so imposes very little loading on the circuit being measured.

Meter and Driver

The circuit consists essentially of two parts, the meter driver and the range switching. The indications are shown on a 100 μ A meter and the driver is a 741 i.c. running on a dual rail power supply. The meter should be of a type where you can get at the scale plate to add a second scale marked 0 to 3, the main scale being marked 0 to 10 or 0 to 100. A meter of 60–75mm size will give good open readings and can be picked up cheaply at the rallies. The meter is driven by the 741, both inputs of which are tied to ground by approximately 10k Ω , under these static conditions the output at pin 6 is zero and the



The circuit diagram of the home-brew multimeter

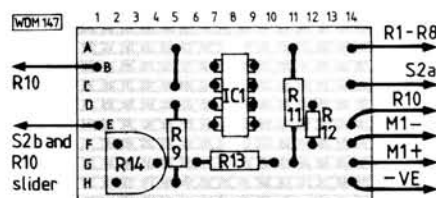
meter shows no reading. If a voltage is now applied to pin 2 the 741 becomes unbalanced and a voltage proportional to the input appears at pin 6 and is shown on the meter. The 741 includes facilities to ensure that the initial balance is correct and this is achieved by use of R10. This control should be mounted on the front panel so that the zeroing can be reset as required.

Switching

Range switching is usually obtained by using a string of resistors in series across the input terminals and switching the input of the 741 to the correct tapping point for the range required. This system entails using very non-standard resistance values. In the present design, advantage is taken of the fact that the input resistance of the 741 is 10k Ω and this is made part of the divider network, suitable resistors being switched in series with it to give the desired ranges.

This still leaves the problem of obtaining values such as 300k Ω . If a resistor is paralleled with another one of ten times its own value then the resulting combination has a value ten per cent lower than the smaller resistor. To get the value 300k Ω we simply

32 ►



The Veroboard layout of the multimeter

SHOPPING LIST

Resistors

0.25W 5% Carbon film

470 Ω	1	R13
10k Ω	3	R9, 11, 12
33k Ω	1	R7
100k Ω	1	R6
330k Ω	2	R4, 8
1M Ω	1	R3
3M Ω	1	R2
3.3M Ω	1	R5
10M Ω	1	R1

Horizontal skeleton preset
1k Ω 1 R14

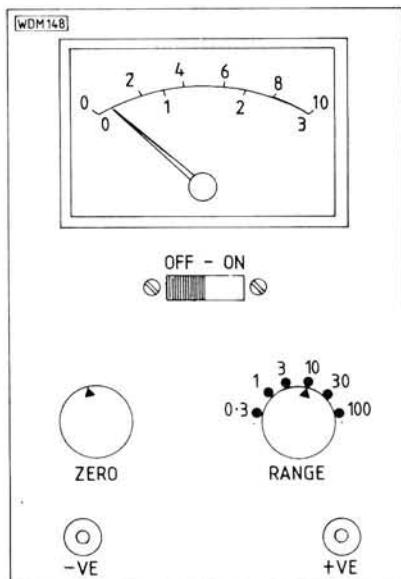
Linear potentiometer
10k Ω 1 R10

Integrated Circuit

741 1 IC1

Miscellaneous

1 pole, 6-way rotary switch (S1);
d.p.s.t. toggle switch (S2);
100 μ A meter; PP3 battery (2 off); Veroboard.



The front of the multimeter, showing the necessary panel markings

How Much?
How Difficult?
£8
Beginner

MICRONTA®

NEW PRECISION MULTITESTERS



A £34⁹⁵

A 28-Range FET VOM. Perfect for electronics testing! 10 megohms per volt DC sensitivity. Measures: 1000 volts DC in seven ranges and 1000 volts AC in five ranges. DC current to 10 amps, resistance to 100 megohms. Decibels: -20 to +62 dB. Fuse protected. Requires one 9v and one "C" battery. Measures: $7\frac{1}{16} \times 5\frac{1}{2} \times 2\frac{3}{4}$ ".

22-220 £34.95



B £29⁹⁵

B 43-Range Multimeter. 50,000 ohms per volt DC sensitivity. Fuse and overload protected. Measures to 1000 volts DC in 12 ranges and 1000 volts AC in 8 ranges. DC current to 10 amps, resistance to 20 megohms. Decibels: -20 to +62 dB. Requires one 9v and one "AA" battery. Measures: $6\frac{1}{16} \times 4\frac{7}{8} \times 2\frac{3}{8}$ ".

22-214 £29.95

Tandy®

For The Best In High Quality Electronics

Over 300 Tandy Stores And Dealerships Nationwide.
See Yellow Pages For Address Of Store Nearest You

Tandy UK, Tandy Centre, Leamore Lane, Bloxwich, Walsall, West Midlands. WS2 7PS

PW REVIEW



Are you interested in RTTY, AMTOR, CW, FAX and Packet? If so this, the AEA PK-232, could be the unit for you, says Mike Richards G4WNC.

The AEA PK-232 multi-mode terminal unit has been around for some time now, but during its life it has undergone continuous upgrades and improvements.

The PK-232 is a very powerful unit which is capable of sending and receiving in five different modes, the versatility of the unit means that it is fairly complicated both in construction and in operation.

In order to utilise the PK-232 you will need a good quality transceiver and a terminal or computer with an RS-232 type serial interface. If the FAX option is to be used then an Epson compatible printer will also be required. The computer will also need suitable software to drive the serial port. Although a simple communications program will suffice, due to the complexity of the commands, operation is greatly simplified if dedicated PK-232 driver software is used. ICS Electronics can supply a range of dedicated programs to suit most popular computers.

The PK-232 has been designed to interface easily with most modern transceivers and includes a bargraph tuning display to simplify tuning. Having obtained all the essential components, all that is required is to familiarise yourself with the command set and start operating!

Connecting-up

Starting with the computer interface, the PK-232 uses a form of RS-232C on the serial port with the minimum number of connections being 3 wires when using software flow control. Full hardware flow control can also be implemented, if this is supported by the computer software. The voltage levels used on the serial interface conform to the RS-232 standard, so if you have a computer with t.t.l. levels, i.e. Commodore VIC-20 or C-64 etc., you will need a suitable level converter. The manual contains details of inter-

face connections and software requirements for a number of computers but this is of limited use as the information covers computers freely available on the American market with no mention of BBCs or Sinclairs, etc. When fitted with the FAX option, the serial connection comprises a Y lead with 25-way D connectors for the computer and PK-232 and a 36-way connector for the Centronics parallel port on the printer.

Before the computer can communicate with the PK-232 the speed and data format must be set-up. The PK-232 can operate with the following standard baud rates on the serial interface: 110, 150, 200, 300, 600, 1200, 2400, 4800 and 9600, the initial default rate being 1200 baud and even parity. If your software does not support 1200 baud then the PK-232 has a very useful auto-baud routine which, if you type a * every second will alter the PK-232's baud rate to match your computer, all very clever. The auto-baud routine cannot select the three lowest baud rates or 600 baud, but this should not be a serious limitation.

Once the computer connection has been established the manual describes a few simple tests to verify that all is well. It's well worth noting these tests as they can be very useful for fault location in the event of a problem with the PK-232.

The transceiver interface is a lot simpler to handle thanks to the ready made leads and the clear instructions in the manual. The two radio ports, either of which can be used for h.f. or v.h.f., have five connections to handle audio in/out, ground, p.t.t. and an optional squelch input. The selection of radio port is achieved by a push button on the front panel. The supplied screened leads had the correct 5-way plug on one end and were left free at the other for connection to the transceiver. Appendix K in the manual gave very comprehensive details of the pin connections for most of the popu-

lar amateur transceivers including base station and portable units. The PK-232 can be set to accept either positive or negative p.t.t. lines and the two ports can be set differently if required. The audio output from the PK-232 can be adjusted between about 5 and 100mV, although as there is only one adjustment both ports must be set to the same level which may present a few problems.

The transceiver may be modulated in two ways, either by audio tones generated in the PK-232 or by direct f.s.k. (frequency shift keying). Although direct f.s.k. is generally the preferred method, it is probably simpler to use the audio tones, at least to begin with. If you want to use f.s.k. then a socket on the rear panel provides connection for either positive or negative keying.

Operation

Starting with the simplest mode first, when the command is issued to put the PK-232 into Morse the appropriate l.e.d. on the front panel lights to confirm the mode selection. The tuning display and signal filters are also optimised for the reception of an 800Hz tone from the transceiver. The choice of 800Hz is a good one as this is the standard beat frequency used by most transceivers. Once in this mode the PK-232 monitors the incoming signal and automatically tracks the received Morse. Once clean copy is being received it is possible to lock the speed in order to stop the auto-track routine trying to decode any QRM that may be present. The tuning display indicates the optimum tuning point when the extreme left-hand l.e.d. is illuminated and under no signal or noise conditions the centre l.e.d. is lit. When procedural signals are received they are displayed either in lower case i.e. sk or as the appropriate punctuation.

When sending Morse the transceiver can either be keyed in the normal way via the key jack or alternatively by using the keyed 1200Hz tone output of the PK-232. When using the tone

output you will have to select u.s.b. and use the r.i.t. to tune the signal to compensate for sending a 1200Hz tone but receiving a 800Hz tone. The default setting for the send speed is 20 w.p.m. but this can easily be altered to any value between 5 and 99 w.p.m. One nice point is that when sending at speeds below 15 w.p.m. Farnsworth spacing is used, i.e. the character is sent at 15 w.p.m. but the inter-character spacing is increased to slow the overall rate. All the common procedural signals can be sent by typing the equivalent punctuation, the odd one or two which do not have direct equivalents are sent by typing some specially allocated punctuation symbols.


When using the RTTY and ASCII modes the baud rate can be set to any one of the following rates: 45, 50, 57, 75, 100, 110, 150, 200 or 300 baud. The facility also exists to step through these baud rates sequentially up or down. One common problem encountered in RTTY and ASCII is the reception of inverted signals, this is catered for in the PK-232 with two commands one of which turns the inversion on or off while the other toggles the inversion. The standard facilities to force a letter shift and to set un-shift on space are also included in the command set. The un-shift on space function forces a letter shift after receiving a space which can be useful to minimise the printing of rubbish under poor signal conditions.

The receive section of the PK-232 can accept all the standard shifts up to a maximum of about 1100Hz. When receiving signals with a shift greater than 200Hz the wideshift option is switched in to optimise the bargraph tuning indicator range and the decoder pass-band. When set for narrow shift the tuning indicator range is about 1240Hz to 1480Hz whilst in wideshift the range is 1100Hz to 2200Hz. When used for normal amateur RTTY and ASCII then the default setting of narrow shift is correct.

For those of you who are interested in monitoring non-amateur RTTY stations there are several useful features included. The PK-232 can be set to resolve up to 6 different codes or alphabets. The codes available are:

- International
- US Teleprinter.
- Cyrillic.
- Transliterated Cyrillic.
- Katakana.
- Transliterated Katakana.

The actual interpretation of the displayed output is rather complicated involving the use of punctuation symbols to represent phonetic sounds.



With the wide range of different signals on the air it can often be very difficult to decide the correct baud rate and code. The PK-232 has a solution in the form of a facility called SIAM (Signal Identification and Acquisition Mode). When SIAM is enabled the PK-232 scans the received signal and attempts to establish the baud rate, mode and signal polarity. The whole process takes a maximum of about 25 seconds and the result is displayed as a number between 0.1 and 0.99 representing the confidence factor followed by a description of the type of signal. If you are happy with the result then typing OK puts the PK-232 into the selected mode. One final feature that may appeal to the listener is the ability to invert selected bits of the received data, this can be used to decode certain types of encoded transmission.

When transmitting in RTTY or ASCII the transceiver can be modulated with the audio tones from the PK-232 or alternatively direct f.s.k. can be used. Although f.s.k. generally gives the best results tone modulation is the simplest to use, at least to begin with.

At the end of an over the PK-232 will send your call in c.w. if required. There are no facilities for a type-ahead buffer or for sending pre-set messages as these features are best handled by the driver software in the computer. The layout of the transmitted text can also be customised by adjusting the line length and the number of carriage returns if required.

AMTOR operation is fixed at 100 baud and complies with the well established protocols for this mode of operation. The front panel i.e.d.s indicate the status of the AMTOR link and are sign written with the normal text i.e.

error, idle, phase, standby, RQ, traffic and over. The display of transmitted text can either be as typed or only after acknowledgement by the distant station. The second option is a very effective way of demonstrating the quality of the link, as a poor link will give a very slow and erratic display of text. The standard facility to break-in when the other station is sending has been implemented in software along with mode L which allows the monitoring of an AMTOR QSO. The actual implementation of mode L has one particularly good feature in that any complete block that is repeated between the two stations is not redisplayed on the screen. This is very useful when monitoring a poor link as it filters out a lot of unnecessary text. When using AMTOR with any terminal unit the transmit to receive switching time of the transceiver becomes very important. A particularly slow transceiver can mean that the first part of the transmit data is lost. If your transceiver has a slow changeover the PK-232 has a command which allows adjustment of the internal delay to suit the slowest of transceivers.

When tuning an AMTOR signal the bargraph display works slightly differently in that once the correct tuning point has been reached the display will pulse in time with the AMTOR signal. Once accustomed to this feature it is actually quite effective.


The other mode closely associated with AMTOR is FEC (Forward Error Correction), this is normally used for calling CQ and is supported by the PK-232. From the operator's point of view the commands are very similar to RTTY except that the alphabet is ITA No2 and the baud rate is fixed at 100 baud.

A new mode for the PK-232 is FAX and the review model was fitted with this option. To receive FAX, in addition to the modified software a special serial interface lead is supplied which has three connectors, one for the PK-232, one for the computer and one for the parallel port on the printer. The



printer used should be Epson compatible which should present very few problems as most dot matrix printers conform to this standard. When receiving FAX signals there are two important parameters which need setting, the drum speed and the IOC (Index Of Co-operation). The PK-232 uses slightly different terminology so the drum speed is called FSPEED and the IOC is called ASPECT. The drum speed can be set to 60, 90, 120, 180 or 240 r.p.m. whilst the IOC can be set to 183, 220, 275, 367, 550 or 1100. The drum speeds align with standard settings but the IOCs are all non-standard. Despite this the most common IOC for weather charts and most pictures is 576 and the PK-232's IOC of 550 is close enough for amateur use. Once the IOC and drum speed have been set the PK-232 monitors the incoming signal for synchronising pulses, after receipt of these it will automatically start printing the FAX chart. There are commands included to enable manual starting and stopping of printing as well as centring and inversion of the received image. Instead of being displayed on a printer the FAX image can be sent to the terminal or computer for storage and later retrieval. This stored image can also be re-transmitted which, with suitable driver software means that the PK-232 could become a very useful FAX transmitter.

Finally but by no means least, the PK-232 is capable of working as a full blown AX-25 Lev 2 version 2 packet radio TNC (Terminal Node Controller). Included in this is a 10-channel multi-connect feature which is a great way of finding out how many things you can do at once! The radio modem can be software configured for h.f. or v.h.f. and radio selection is achieved by using the push button on the front panel. All the standard commands are supported along with comprehensive selective monitoring. The number and complexity of the commands means that it would be inappropriate to discuss them here, suffice it to say that the command summary takes up 110 pages in the manual!



Performance

In an attempt to ensure that the review focused on the PK-232 and not a sophisticated driver program, the PK-232 was used with a basic communications package throughout the review period. The actual equipment used was as follows:

Icom IC-720A h.f. transceiver
Icom IC-02E v.h.f. transceiver
BBC B computer

With the massive command set of the PK-232 this was very much the hard way to run a station. I would strongly recommend that any prospective purchasers obtain a dedicated driver program in order to get the most from the PK-232.

The supplied manual was very comprehensive and covered all aspects from initial connection through to advanced operation. There is even a section on AMTOR operation by G3PLX which is very useful. A circuit diagram and components list is included but it is only suitable for those with good eyesight! To be fair though any serious work on a complicated piece of equipment like the PK-232 is best left to engineers familiar with digital fault-finding techniques.

When used for c.w. I found that the decoder was able to easily resolve good Morse up to about 35 w.p.m. Above this speed the results were a little unpredictable. The PK-232's ability to resolve c.w. was greatly enhanced by switching in a narrow i.f. filter in the transceiver. The quality of the transmitted Morse was quite acceptable and easy to resolve by ear. The RTTY and ASCII modes also worked very well with the bargraph tuning indicator being a great help.

With the increasing use of different speeds and modes on the h.f. bands the SIAM feature proved to be very useful.

It did not always select the correct parameters when receiving weak or noisy signals but was very effective with strong signals. One point to watch is that SIAM may tell you that the baud rate is for example 47 baud but when you type OK to accept this the PK-232 will actually select the nearest pre-set rate as described earlier.

The AMTOR facility seemed to be very well sorted and all the features operated as expected. I found the pulsing tuning indicator a little confusing at first but I soon discovered that it was really rather effective.

Of the recently added features the FAX option is the most interesting and the results I obtained were very good indeed. Once the drum speed and IOC has been set-up and the receiver tuned to a suitable station, the PK-232 could be left unattended and would produce correctly aligned charts with no problems. The potential to transmit FAX was particularly fascinating though there was not time during the review to experiment. The non-standard IOCs did not present any problems as they were close enough to the correct settings to make very little difference.

When used as a Packet TNC the PK-232 performed very well but with its wide range of commands, a dedicated driver program is almost essential.

One feature not yet mentioned is the calibrate mode which as well as the usual function of allowing the modulation levels to be adjusted also incorporates a software frequency counter. This frequency counter allows the user to accurately adjust the transmit tones without having to connect an external frequency counter.

The AEA PK-232 costs £269.95 + VAT from ICS Electronics, PO Box 2, Arundel, W. Sussex BN18 0NX, with printer cable and FAX option.

28 ►

connect a 330k Ω and a 3.3M Ω as shown in the circuit diagram. To get good accuracy it is obviously essential to use close tolerance resistors; 5% are fair, 2% are better if you can obtain them.

Construction

The unit should be mounted in a robust box with the on/off switch, range switch, zero control and the input terminals mounted on the front panel. The 741 and its associated components may be mounted on a small piece of Veroboard which is fitted close to the range switch. The various range resistors may be mounted

between the switch tags and the Veroboard input pin, or they could be mounted on the Veroboard and wiring taken to the switch. The two PP3 batteries can be mounted in Terry clips or fixed to the box using Sticky Fixers.

Calibration

The meter should be switched to the one volt range and the supply switched on. Adjust the zero control to set the meter to zero, if the meter does not follow the direction of rotation of the control simply transpose the connections to the outside terminals of the zero control. The meter calibration is best set up using a borrowed meter as a

reference but if this is not possible then a small mercury battery, as used in cameras, provides a reliable source of 1.35 volts enabling calibration to be completed.

Extension

The ranges can be changed to those more suited to your requirements by simply changing the range resistors, the required value being the full-scale voltage reading required times 100 to give the resistance in k Ω . Current ranges can be added by switching the meter to the lowest voltage range and calculating suitable shunts to give that voltage at the full-scale current reading required.

PW

Practical Wireless, November 1987

See the full B.N.O.S. + CUE DEE range of products on display at the Leicester Show Stand 21. Our technical sales staff will be pleased to demonstrate any of our products and discuss your requirements.



THE ULTIMATE PARTNERSHIP

With the recent surge in interest in the lower VHF bands the average amateur is looking around for new equipment on these bands. In what promises to be the ultimate partnership BNOS have teamed up with Cue Dee of Sweden to offer the highest quality equipment available anywhere. BNOS, of course, have always offered a five year guarantee on all our linear amplifiers and the 4m/6m range is no exception. The compact LP models for 6 metres incorporate many of our popular features which offer peace of mind to the user. The LPM models for both bands contain all of our user friendly additions including the power meter and our famous overdrive protection circuits.



	LP50-3-50	LP50-10-50	LPM50-10-100	LPM70-10-100
Frequency Range	50-54MHz	50-54MHz	50-54MHz	70-72MHz
Class of Operation	AB1	AB1	AB1	AB1
Minimum input power	500mW	500mW	500mW	500mW
Maximum input power	5W	15W	15W	15W
Recommended input power	3W	10W	10W	10W
Output impedance	50 ohms	50 ohms	50 ohms	50 ohms
Output Power	50W	50W	100W	100W
Power Requirements	13-8V 6A	13-8V 6A	13-8V 12A	13-8V 12A
Pre-Amp gain (typical)	12dB	12dB	12dB	12dB
Noise Figure (Better than)	1.5dB	1.5dB	1.0dB	1.0dB

next time there's a stateside opening on 6, you can rest assured that the bloke next door can still listen to "The Archers". Cue Dee are the Aerial world's BNOS. They also can offer a five year guarantee on their products because of the superior construction of their antennae. The aerials are made from the finest Aluminium and tested to Sweden's stringent national regulations. The Cue Dee Duo is a combined yagi with 5 elements on 4 metres and 6 on 6 metres. The Duo incorporates a factory

As is usual with BNOS products the specifications mean what they say. Power is quoted in RMS and harmonic outputs are kept incredibly low. Many black boxes produce terrible second and third harmonics and at six metres these harmonics are even more troublesome. The second harmonic of 50 MHz is slap bang in the middle of the broadcast FM band. BNOS's range of low pass filters are designed to remove harmonic problems without cutting out the DX too. Fit a BNOS filter and the

Model	Band MHz	Insertion Loss dB	Harmonic 2nd	Rejection 3rd	Non Harmonic Rejection	Power Handling	Connectors
F50-L/U	50	Better than 0.5	50dB	75dB	75dB	250W	UHF
F70-L/U	70	Better than 0.5	50dB	75dB	75dB	250W	UHF
F144-L/U	144	Better than 0.5	50dB	75dB	75dB	250W	UHF
F144-L/N	144	Better than 0.5	50dB	75dB	75dB	250W	N
F432-L/N	432	Better than 0.5	50dB	75dB	75dB	250W	N

Note: Rejection Figures are typical and w.r.t. the wanted signal

6 metre Amps

LP50-3-50 Linear/Preamp	175.00
LP50-10-55 Linear/Preamp	175.00
LPM50-10-100 Linear/Preamp	235.00

4 metre Amps

LPM70-10-100 Linear/Preamp	235.00
CUE DEE Duo Antenna 5 elle on 4m & 6 elle on 6m 6dBd on both bands	129.95

Filters

F50-L/U	29.95
F70-L/U	29.95
F144-L/U	29.95
F144-L/N	35.35
F432-L/N	35.35

adjusted gamma match so you don't have to mess about tuning up like with other aerials. The boom is strong 28mm tube with a 1.5mm wall. Each element is a big strong 12mm diameter yet the overall effect of tubular section materials is to reduce wind loading by up to 66% over square section aerials. With a 5 year guarantee, 6db gain over a dipole on each band and a preset gamma match the Cue Dee Duo - like all Cue Dee Aerials - is a fit and forget product. BNOS and Cue Dee - The Ultimate Partnership.



Mill Lane, Stebbing, Dunmow, Essex, CM6 3SL.
Tel: 0371-86681 Tix: 817763 BNOS G

RTTY Tuning Indicator

With the advance of time and technology, the oscilloscope type of tuning display has given way to new ideas, such as the l.e.d. bargraph display or even the simple centre-zero meter type. This project by R. A. Penfold proves there's still a lot of mileage left in the simpler type of tuner, particularly with the advent of digital filter devices.


This unit was built initially as an aid to the accurate tuning of RTTY signals when experimenting with a variety of decoder designs. It proved so successful that the unit ended up as the tuning indicator for a full RTTY receiving set up, thus proving the unit is not restricted to experimental use. This indicator in fact works very well as an add-on RTTY tuning aid to any existing decoder.

The design is able to cope with virtually any of the standard frequency shifts, it can also be adjusted to accommodate any likely tones. The unit actually has three switched shift frequencies, and for each of these, both the "mark" and "space" frequencies can be adjusted to anything from about 200Hz to 2kHz. It also lends itself to being modified to give a wider coverage in the unlikely event of this being necessary.

Tuning Methods

Radio Teletype signals must be one of the most difficult signals to receive with regards to accuracy of tuning. The signal from the transmitter is normally an f.s.k. (frequency shift keying) type, where the carrier wave is switched between two frequencies. At the decoder one of these must provide a space output, while the other must be decoded to give a mark signal. The signal is usually received in an s.s.b. mode, and the pitches of the two tones depend on the setting of the receiver's overall tuning control. The difference between the two audio frequencies is always equal to the spacing of the two carrier frequencies though. For amateur RTTY signals a shift of 170Hz is normally used. The same shift is used for some commercial traffic, but in the main 425Hz and 850Hz are more common.

With all the types of RTTY decoders I have encountered it is not merely a rise and fall in frequency that is detected, but a switch from one particular tone to another. A decoder that detects a change in the input frequency rather than requiring particular tones would be perfectly feasible, but would have poor immunity to any interference on the input signal.



A tone-dependent type is much better in this respect, but whether it is based on high Q filters or phase locked loops (p.l.l.) having a narrow locking range (or both), accurate tuning is essential. This is especially the case with a narrow shift as utilised in amateur communications. The maximum acceptable tuning error for good results is only about plus or minus 10 percent or so of the shift frequency, which means getting the tones within about 20Hz of the correct figure. Even for someone with a good sense of pitch it is very difficult to accurately tune the warbling sound of a RTTY signal by ear with any degree of accuracy. Some form of visual tuning aid is essential for easy alignment of the receiver's frequency.

The oscilloscope tuning display probably offers the most reliable and accurate method of correctly tuning a RTTY signal. With this type of indicator a correctly tuned signal produces a vertical ellipse during the presence of one tone, and a horizontal ellipse when the other tone is present. This gives a (+) cross type display with a correctly tuned signal. Any tuning error or inaccuracy in the decoder's shift frequency is immediately obvious due to one or both of the ellipses being at the wrong angle.

The main disadvantage of this type of tuning indicator is that it is relatively complex and expensive. Another drawback is that it is rather fatiguing in

use, and after a long period of operation you can be left with tuning displays before the eyes for some hours!

The usual alternative to this type of display is some form of twin level indicator, usually having ordinary panel meters or l.e.d. bargraph displays. Most decoders have two audio band-pass filters, one to select the higher tone and one to select the lower. With decoders of this type the two tuning meter circuits are simply driven from the outputs of the two filters, and maximum deflection from the two meters then corresponds to optimum tuning. The same system can be used with non-filter type decoders, but the band-pass filters must be included simply as part of the tuning meter circuit.

Zeroing In

In practice a twin tuning meter arrangement can be difficult to use. It can be awkward trying to concentrate simultaneously on two meters, and there are often other signals present which can tend to give misleading results. The extremely critical tuning accuracy needed for good results does not make things any easier.

There is perhaps no simple solution to really accurate and easy RTTY tuning. I have tried out a number of ideas, including some unconventional phase locked loop and audio analyser type designs. Several circuits gave good results under virtually ideal operating

Practical Wireless, November 1987

conditions, but proved useless with even a moderate amount of noise to contend with. The system shown in Fig. 1 is the design that was finally selected. This is uncomplicated but seems to be quite fast and easy to use under real operating conditions.

At the input there are four stages which form a simple automatic level control (a.l.c.) circuit. If the unit is to be fed from a "line" output, or another audio source which is not affected by adjustment of the volume control, then this a.l.c. circuit is of limited value. The a.g.c. circuit of the receiver will then presumably ensure that the unit is fed with a reasonable constant level of audio. If the indicator is fed from a headphone socket, or any other output that is obtained via the volume control, the input level can vary considerably. The a.l.c. circuit is capable of providing a useable signal over a wide range of levels. However, there is a point at which the signal may go below the threshold of the a.l.c. and will not produce sufficient signal to drive the tuning indicator correctly.

The a.l.c. circuit uses a conventional arrangement, with the output signal being rectified and smoothed. The resultant d.c. signal is then amplified, inverted and fed to a voltage controlled amplifier (v.c.a.). The stronger the d.c. signal, the lower the gain of the v.c.a. This gives a negative feedback action which stabilises the output level.

The output of the a.l.c. circuit feeds into a preset attenuator. Although this might seem to be a very minor point, a suitable input level is crucial to the correct operation of the tuning indicator. This control must therefore be accurately set up if the unit is to provide optimum performance.

Ordinary CR type filters are less than ideal for this application where both filters need to be tunable over a fairly wide frequency range. A switched capacitor type is much more suitable, and both of the band-pass filters are of this variety. A basic switched capacitor filter is a low-pass type which uses the configuration of Fig. 2(a), and which is analogous in operation to the standard CR low-pass circuit of Fig. 2(b). In the CR circuit R_a limits the rate at which an input signal can charge and discharge C_b , and therefore limits the ability of the output to track rapid changes in the input voltage.

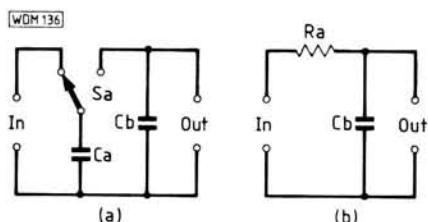


Fig. 2: The switched capacitor filter of (a) is equivalent to the basic CR low-pass filter of (b)

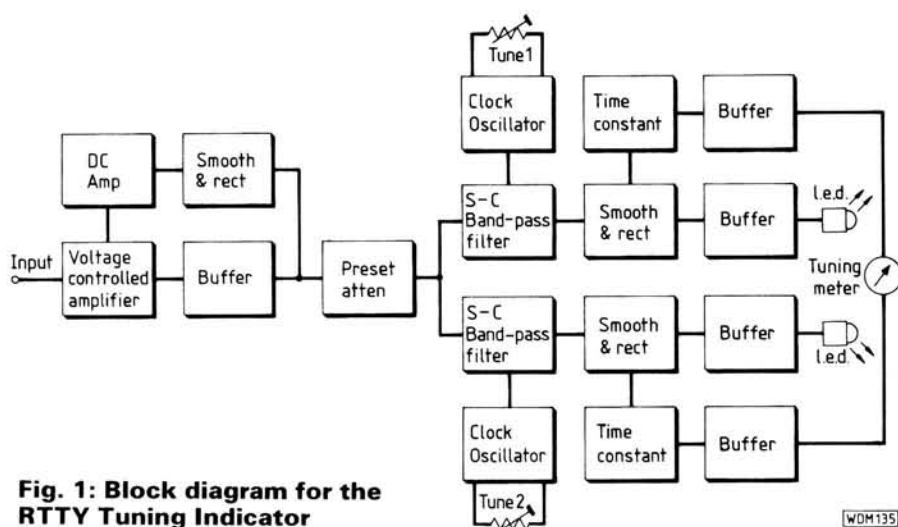


Fig. 1: Block diagram for the RTTY Tuning Indicator

Things are much the same in the switched-capacitor circuit, but here it is switch S_a and charged storage capacitor C_a that provide the coupling from the input to the output. In a practical circuit S_a is an electronic switch which is controlled by a clock oscillator. The effect of the switch and capacitor is to charge up across the input and to discharge into C_b , or *vice versa*, depending on whether the output is lower or higher in voltage than the output. As S_a is repeatedly switched from one position to the other the effect of the circuit is to keep the input and output at the same potential. However, as C_a is made much lower in value than C_b , the clock frequency needs to be many times higher than the maximum input frequency if the output is to accurately track the input signal. In other words, at high frequencies there is an inadequate signal transfer through the circuit, and the normal CR 6dB per octave roll-off is obtained.

The important factor here is that how well or otherwise the circuit couples the signal from the input to the output depends on the clock frequency. In fact the cut-off frequency is proportional to the clock frequency. In this design each band-pass filter is formed from two switched capacitor filters plus the appropriate active circuit to give the conversion from low-pass to band-pass operation. The filters have separate CR clock oscillators which enable the centre frequencies to be individually adjusted.

Each filter feeds into a rectifier and smoothing circuit, and the d.c. output from these are fed to I.e.d. indicators via buffer amplifiers. When the receiver is correctly tuned there will be a strong d.c. output from both smoothing circuits, and the two I.e.d. indicators will be activated. It is possible to use the brightness of the I.e.d.s to judge the optimum tuning setting, but this is not a particularly easy way of doing things. Instead, the two indicator lights are used merely to confirm that the receiver is tuned to roughly the correct setting, and that there are tones within the pass-bands of the filters.

Fine tuning is carried out with the aid of a centre-zero meter which is

driven from both buffered outputs. This meter indicates the difference in the two output voltages, and with the signal correctly tuned this should be zero. Tuning the receiver correctly is therefore just a matter of first adjusting the receiver's tuning control to get both indicator I.e.d.s to light up, and then fine tuning for zero meter deflection.

On the face of it there is a flaw in this arrangement, in that if only one tone is present, there will only be an output signal from one filter. The two signals are not generally present for equal lengths of time overall, with one tone being present for a significantly larger proportion of the time than the other. This could give an optimum tuning point of other than zero, and one which would be unpredictable. This problem could be avoided by using a fast attack and long decay time in the smoothing circuits, so that the d.c. output level from each one is much more a reflection of the peak signal level than an indication of the average level.

However, this would make initial tuning with the I.e.d. indicators more difficult. In an attempt to get the best of both worlds the I.e.d.s are fed directly from the smoothing circuits which have a fast attack and relatively short decay time. The meter in turn is driven via additional buffer circuits that preserve the fast attack but give a much longer decay time of a few seconds.

The Circuit

The main circuit diagram for the unit appears in Fig. 3, and the circuit for the a.l.c. is shown separately in Fig. 4.

Taking Fig. 3 first, IC3 is a switched-capacitor device, type MF10CN, and is the heart of the unit. It contains two second-order filters plus amplifiers and mixer stages which enable them to operate in a variety of filter modes. In this case the filters are both used in what the MF10CN data sheet refers to as "mode 1a". This provides notch, low-pass, and band-pass outputs, but it is only the latter which is utilised in this circuit. Three resistors set the input impedance and Q of the filter, and with the specified values the rele-

Fig. 3: Main circuit diagram of RTTY Tuning Indicator

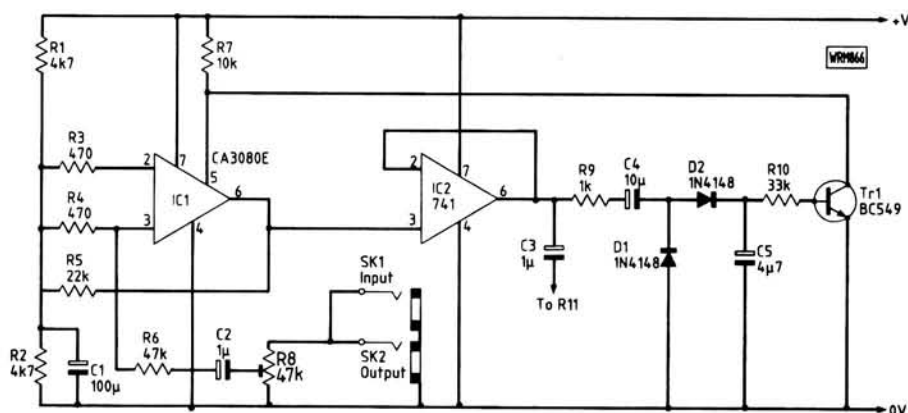
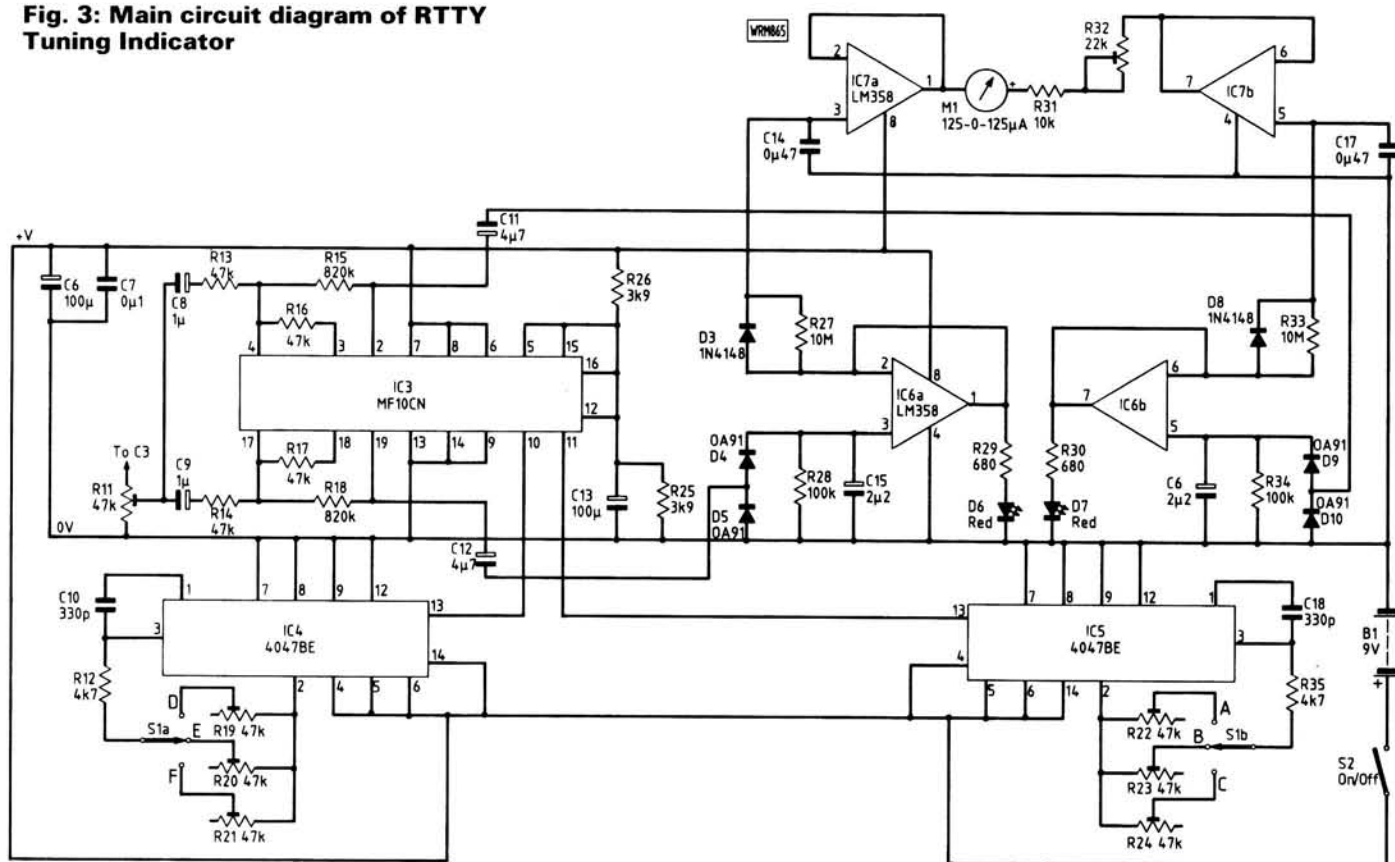


Fig. 4: Automatic level control circuit diagram

SHOPPING LIST

Resistors

0.25W 5% Carbon film

470Ω	2	R3,4
680Ω	2	R29,30
1kΩ	1	R9
3.9kΩ	2	R25,26
4.7kΩ	4	R1,2,12,35
10kΩ	2	R7,31
22kΩ	1	R5
33kΩ	1	R10
47kΩ	5	R6,13,14,16,17
100kΩ	2	R28,34
820kΩ	2	R15,18
10MΩ	2	R27,33

Sub miniature horizontal presets

22kΩ	1	R32
47kΩ	8	R8,11,19-24

Capacitors

Ceramic plate		
330pF	2	C10,18
Disc ceramic		
0.1μF	1	C7
Polyester Layer		
0.47μF	2	C14,17
Electrolytic 10V p.c.b. type		
100μF	3	C1,6,13
Electrolytic 25V p.c.b. type		
10μF	1	C4
Electrolytic 63V p.c.b. type		
1μF	4	C2,3,8,9
2.2μF	2	C15,16
4.7μF	3	C5,11,12

Semiconductors

Diodes

OA91	4	D4,5,9,10
Red l.e.d.	2	D6,7
1N4148	4	D1,2,3,8

Transistors

BC549	1	Tr1
-------	---	-----

Integrated Circuits

CA3080E	1	IC1
LM358	2	IC6,7
MF10CN	1	IC3
741C	1	IC2
4047BE	2	IC4,5

Miscellaneous

Plastics case 40 x 120 x 170mm (Cirkut 21-06605); p.c.b.; 8 pin d.i.l. i.c. socket (1); 14 pin d.i.l. i.c. socket (2); 20 pin d.i.l. i.c. socket (1); Battery holder; Battery connector; 125-0-125μA meter (Maplin LB79L); 3.5mm jack sockets (2); Rotary switch 3W 4p; Sub miniature s.p.s.t. toggle switch; Knob; Veropins; Nuts; Bolts; Washers; Wire.

How Much?
How Difficult?
£17
Intermediate

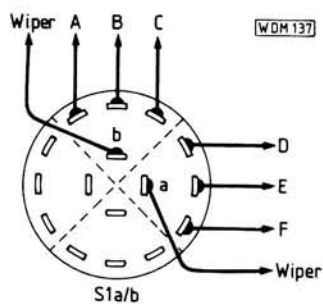


Fig. 5: Wiring diagram of S1 (viewed from the back)

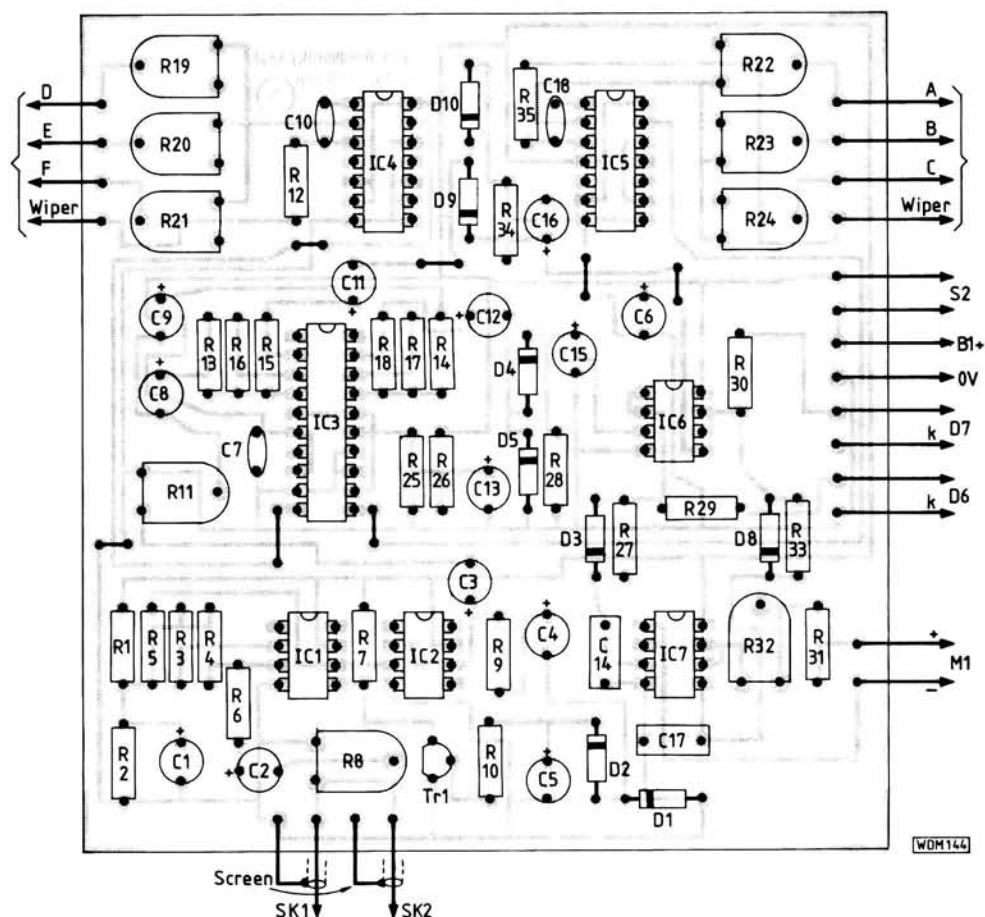


Fig. 6: Single-sided p.c.b. track pattern and component overlay, shown full size

vant figures are $47k\Omega$ and 10 respectively. A high Q value is essential in this application where the tone spacing can be very narrow. A much lower Q value would give inadequate discrimination between the two tones with 170Hz tone spacing.

The MF10CN requires a dual balanced supply of between 4 and 5 volts. This is provided by a potential divider network, R25 and R26 connected across the 9 volt supply. This mid-supply point is decoupled by C13, connected across resistor R25. There are various control inputs which are tied to the appropriate voltage to give the required filter operating mode. One of the most important of these is pin 12 which is tied high to set the filter frequency at one fiftieth of the clock frequency, or as in this case, it is tied to the mid-supply rail, setting the filter frequency at one hundredth of the clock rate.

The clock signals are generated by

two c.m.o.s. 4047BE monostable oscillators, both of which are set in free-running astable mode. Each oscillator has three switched preset resistors as part of the timing network, these give an approximate output frequency range of 20kHz to 200kHz. This corresponds to a filter frequency range of about 200Hz to 2kHz. It is unlikely that tones outside this range will be used, but if necessary a wider tuning range could be obtained by using a

higher value for R19 to R24 and making C10 lower in value. Having three sets of presets enables standard 425 and 850Hz shifts to be obtained in addition to normal 170Hz shift used in amateur band RTTY equipment.

The output signals from the filters are digitised (stepped) waveforms, but this is of no consequence in the present application, and no filtering of the output signals is needed. The output signals from the filters are processed by

simple half-wave rectifier and smoothing circuits, these feed two operational amplifiers configured as voltage followers. Note that the LM358 specified for the IC6 position is a type which is suitable for single supply operation. Most other dual operational amplifiers will not operate properly in this circuit, and would simply leave the l.e.d. indicators (D6 and D7) permanently switched on.

The a.l.c. circuit is based on a transconductance operational amplifier (IC1). Unlike a conventional operational amplifier, devices of this type are current rather than voltage operated, and are often used open-loop. The gain is controlled by a bias current fed to the "amplifier bias" input at pin 5. Resistor R7 normally supplies this with a strong bias. When the output level reaches approximately 1.5 volts peak-to-peak, positive bias produced by the rectifier and smoothing circuit is sufficient to bring Tr1 into conduction. It then diverts some of the bias current for IC1 and reduces the gain of the circuit. Only a marginal increase in the output level is sufficient to turn Tr1 hard on and to virtually switch off IC1. This gives the circuit a reasonable flat response above the threshold level, and enables an enormous dynamic range to be accommodated.


Potentiometer R8 is a volume-control-style preset attenuator. This would normally be set at zero attenuation, and should only be backed-off in the unlikely event of the circuit being overloaded. Sockets SK1 and SK2 are the input and output sockets respectively, and the input signal is simply coupled straight through to the output. The tuning indicator has an input impedance of around 47k Ω , which should ensure that it does not significantly reduce the input signal due to loading effects.

As the current consumption of the unit is in the region of 18mA it is advisable to power it from a reasonably high capacity battery. I used six R6 (HP7) type cells in a plastics battery holder.

Construction

Details of the p.c.b. are provided in Fig. 6. Integrated circuit IC3, 4 and 5 are m.o.s. type devices, and the MF10CN is not a particularly cheap component. The normal anti-static handling precautions should therefore be observed when dealing with these devices, taking extra care when dealing with IC3.

Provided the correct miniature printed circuit mounting capacitors are used there should be little difficulty in assembling the p.c.b. One point worth remembering is that OA91 diodes are a germanium type, and as such are much more vulnerable to heat damage than the more common silicon variety. The use of a heat-shunt when connecting these components is not really necessary, but each soldered joint should be completed with the



iron being held in place no longer than is really necessary. At this stage pins are fitted to the board at the points where connections to off-board components will eventually be made.

I used a case having approximate inside dimensions of 40 x 120 x 170mm, this being adequate to comfortably accommodate all the parts. Sockets SK1 and SK2 are mounted on the rear panel, I used 3.5mm jack sockets to match the connectors on my receiver. However, these can be chosen to suit individual requirement. The meter, l.e.d.s, and switches are mounted on the front panel, the exact layout is not too important, but it is advisable to mount the meter and l.e.d.s side-by-side.

The meter used in the prototype was a Maplin device which has no provision for screw fixing and must therefore be glued into place. A non-circular cutout for the meter must be made in the front panel. This can be achieved by drilling a 10mm hole and then filing it out to the correct size and shape. It is not essential to use this particular meter, and any type of centre-zero meter with the required sensitivity of around 100-0-100 to 200-0-200 μ A should do. An inexpensive type is perfectly suitable for this application and there is no real advantage in opting for a large and more expensive type.

Once everything has been installed in the case the hard wiring can be added. This is mostly straightforward. The wiring of S1 is the only thing likely to cause any confusion, although reference to Fig. 5 should clarify any problems. Switch S1 is a standard four-pole type with two poles left unused.

Adjustment and Use

The input can be fed from a headphone or external loudspeaker socket, but a LINE or TAPE output is probably better as these give an output level that is unaffected by the volume control setting. Also, using one of these does not automatically switch out the internal loudspeaker. If a headphone or loudspeaker output is used it will probably be necessary to add an extra

output socket to the unit, so that an external loudspeaker or headphones can be fed with the output signal from this.

Initially R8 should be set at maximum gain (fully clockwise), and results will almost certainly be satisfactory with it at this setting. However, if any problems with overloading should become evident, it should be backed off sufficiently to avoid these.


In order to adjust R11 an audio tone must be fed to the input of the unit. Probably the easiest way of doing this is to tune the receiver to an a.m. station and then use the b.f.o. to produce a heterodyne. With R11 well advanced, tune the tone for peak brightness from one of the l.e.d. indicators. Potentiometer R11 should be advanced just far enough to give maximum brightness from the l.e.d., and this should be not far short of its fully clockwise setting.

Potentiometer R32 is merely adjusted for lowest resistance commensurate with the meter not being overloaded during normal use. Slight overloads will not damage the meter though, and the exact setting of R32 is not critical.

Preset resistors (R19 to R24) are aligned by feeding an appropriate tone from an audio frequency generator to SK1. Each preset is aligned in turn to give an indicated peak on meter M1.

In use there are a couple of points which need to be kept in mind when using any RTTY tuning indicator. One of these is the odd effect whereby one tone fades out but the other is left almost totally unaffected by the QSB. The other is that some amateur RTTY signals are generated by slow typists and are rather intermittent. In both cases the practical result is a strong bias to one tone or the other, and the ideal tuning point will not be with the meter at the centre zero position. Signals of this type are difficult to deal with when using any type of tuning indicator. The easiest method is to tune the set for maximum signals from the dominant tone, ignoring the other one. If this fails to give a correctly decoded output try peaking the tone on the other channel of the tuning indicator and decoder.

PW



ICOM

Communications



Virgin
atlantic



THUNDER
& COLT

ICOM UK Ltd
Unit 9
Sea Street Industrial Estate
Heme Bay
Kent

17 July 1987

We would both just like to thank you very much for the fantastic support that you have given us throughout the course of our trans-atlantic project.

It was only with the help of people such as yourself that the project turned out to be such a huge success.

Once again many many thanks for all your help with our Trans-atlantic Balloon project.

Best Wishes


RICHARD BRANSON

PER LINDSTRAND

Virgin-Atlantic Flyer
First hot-air balloon crossing of the Atlantic

From Sugarloaf, USA. 08.10 GMT 2nd July, 1987
to Limavady, Northern Ireland, 15.51 GMT 3rd July, 1987
3075 statute miles (4947 kms) in 31 hours and 41 minutes.

Yes, ICOM radio communication equipment was literally on top of the world early in July this year as part of Richard Branson and Per Lindstrand's record-breaking trans-atlantic hot-air balloon crossing. Shown here is the letter from the Virgin Atlantic Flyer's crew thanking ICOM (UK) for their generous support.



ICOM

Communications

ON TOP OF THE WORLD

Yet again Virgin chose to use ICOM radio communication equipment for the Atlantic Flyer's balloon crossing after successful operation on the previous years' powerboat Blue Riband attempts.

Firstly the most suitable rigs had to be chosen from the extensive ICOM range and then installed in the confines of the Virgin balloon capsule.


A receiving station at the GPO tower in London was set up to monitor calls and plot the balloon's progress. When the big day came it was a huge relief after the weeks of postponement and then suddenly ICOM was 27,000 feet above the world.

Virgin realise that ICOM design and manufacture radio equipment that is efficient, reliable and to the high standard essential in this kind of operation. ICOM equipment is available in base-station, mobile and hand-held formats operating on all Amateur frequencies from HF to microwave.

If you are thinking of starting or expanding your station you will find an ICOM model to suit your requirements, if it's good enough for the Virgin Atlantic Flyer you can be sure it's good enough for you. Once again ICOM are proud to have teamed up with Virgin, a great team and a great world record.

ICOM (UK) LIMITED
Dept. PW, FREEPOST,
Herne Bay, Kent CT6 8BR.
Tel: 0227 363859





Where to find ICOM in the U.K.

You can find ICOM Amateur radio in use throughout the world. Here in the U.K. ICOM is available from an extensive dealer network across the country. Just visit your local emporium and you will probably find that they are ICOM dealers. Authorised ICOM dealers will provide information on the entire ICOM range of Amateur equipment backed-up with good after-sales service.

If you are a licensed Amateur or short wave listener ICOM have a complete product range from HF to Microwaves to suit your needs. Should you have difficulty in locating your nearest ICOM stockist contact us at the address shown at the bottom of this page.

Avon Booth Holding (Bath) Ltd., Bristol.	02217-2402	Gloucestershire L.A.M. Electronics, Cheltenham.	0452-855339	Perthshire Axdon T.V. Services, Perth.	0738-237453
Berks. Anthony Richards Electronics Ltd., Ascot.	0990-20234	Hampshire Farnborough Comms. Farnborough. S.M.C. Ltd., Southampton.	0252-518009 04215-5511	Staffordshire MRZ Comms. Newcastle-under-Lyme.	0782-619658
Bucks. Photo Acoustics Ltd. Newport Pagnell.	0908-610625	Humberside Fanthorpe Ltd., Hull.	0482-223096	Sussex Bredhurst Electronics, Handcross. Southdown Radio Supplies, Eastbourne.	0444-400786 0323-639351
Caithness Highland High Technology, Wick.	0955-4695.	Isle of Man Itel (Island Telecomms) Ltd., Douglas.	06242-21562	Surrey Guildford Communications, Guildford. Marlborough Comms, Horley.	0483-574434 0293-775071
Cambs. Link Electronics, Peterborough.	0733-45731	Kent ICOM (UK) Limited Retail, Herne Bay.	0227-369464	Tyne and Wear Alyntronic, Newcastle.	0632-761002
Channel Islands Radio & Electronics Services, Guernsey. Wrentham & Company, Jersey.	0481-28837 0534-34499	Lancashire D.W. Electronics, Widnes. Video Electronics, Morecambe.	051-420-2559 0524-418873	Warwickshire A.J.H. Electronics, Rugby.	0788-76473
Cheshire Hobbytronics, Knutsford.	0565-4040	London Amcomm Services Ltd., Acton. Dressler (UK) Ltd., Leyton. Lee Electronics, Edgware. Radio Shack Ltd., W. Hampstead.	01-992-5765 01-558-0854 01-723-5521 01-624-7174	West Midlands Dewsbury Electronics, Stourbridge. Ray Withers, Warley. S.M.C. Birmingham.	0384-390063 021-421-8201 021-327-1497
Clwyd SMC (TMP), Buckley.	0244-549563	Merseyside ARE Communications, Earlstown. MGR Services, Birkenhead.	09252-29881 051-653-3427	Yorkshire A.J. Hooker, Doncaster. Derwent Radio, Scarborough. Hames Electronics, Bradford. S.M.C. Leeds, Leeds.	0302-25690 0723-365996 0274-832206 0532-782324
Derbyshire SMC (Jack Tweedy) Ltd., Chesterfield.	0246-453340	Mid Lothian Scotcomms, Edinburgh.	031-657-2430	Northern Ireland George Moore Electronics, Belfast. S.M.C. (N. Ireland), Bangor. Tyrone Amateur Electronics, Omagh.	0232-658295 0247-464875 0662-42043
Devon Reg Ward & Co Ltd., Axminster. Plymouth Telecoms Services.	0297-34918 0752-556559	Norfolk D.P. Hobbs, Norwich. Eastern Comms, Norwich.	0603-615786 0603-667189	Eire Radcom Electronics, Midleton, Co. Cork. Western Comms. Kilgolan, Co. Galway.	01035321-632725 010353-96206
Dorset Poole Logic, Poole.	0202-683093	Nottingham R.A.S. Nottingham.	0602-280267		
Essex Arrow Electronics, Nr. Chelmsford. Waters & Stanton, Hockley.	0245-381673 0702-206835				
Glamorgan Transworld Comms (Neath) Ltd.	0639-52374				

Telephone us free-of-charge, on:

HELPLINE 0800-521145.

— Mon-Fri 09.00-13.00 and 1400-17.30 —

This is strictly a helpline for obtaining information about or ordering ICOM equipment. We regret this service cannot be used by dealers or for repair enquiries and parts orders. Thank you.

You can get what you want just by picking up the telephone. Our mail order department offers you free same day despatch whenever possible, instant credit, interest free H.P., Barclaycard and Access facility, 24 hour answerphone service.



Datapost



ICOM

ICOM (UK) LIMITED

Dept. PW, FREEPOST, Herne Bay, Kent CT6 8BR. Tel: 0227 363859

Specialists in Radio Communication Equipment and sole importers of ICOM in the UK.



0202 678558

Practical Wireless

0202 678558



PCB SERVICE

Printed circuit boards for recent *PW* constructional projects are now available from the **PW PCB SERVICE**. The boards are fabricated in 1.5mm glass-fibre, and are fully drilled and roller tinned. All prices include VAT and postage and packing for UK orders. Add £2.00 per order for despatch to overseas addresses.

Orders and remittances should be sent to: **PCB Service, Practical Wireless, Enefco House, The Quay, Poole, Dorset BH15 1PP. Cheques should be crossed and made payable to Practical Wireless.**

When ordering, please state the Project Title and Issue Month as well as the Order Code. Please print your name and address clearly in block capitals, and do not send any other correspondence with your order. You may phone your order using Access or Visa. A telephone answering machine will accept your order outside office hours.

Please allow 28 days for delivery. Always check the latest issue of *PW* for the current details of price and availability. Please enquire for earlier p.c.b.s.

PROJECT TITLE (Issue)	ORDER CODE	PRICE
PW Teme—VFO/Doubler (12/84)	WA001	£3.76
PW Teme—RX (1/85)	WA002	£5.46
PW Triambic Keyer (2/85)	WAD280*	£4.26
FRG-7 BFO Mod (2/85)	WAD249	£4.00
PW Colne (4/85)	A004	£4.14
	A005	£4.08
PW Colne (5/85)	WR198	£5.01
PW Colne (6/85)	WR197	£4.97
Battery Charge Control (6/85)	WAD302	£3.94
Crystal Tester (7/85)	WR200	£3.43
Add-on BFO (8/85)	WR201	£3.42
UHF Prescaler (9/85)	WR202	£4.76
PW Meon 50MHz Transverter (10/85)	WR199	£8.28
Capacitance Meter (10/85)	WR203	£3.74
WQ MW Loop (11/85)	WR204	£3.45

RTTY/Morse Modem (1/86)	WR205	£6.73
	WR206	£3.78
Crystal Calibrator (1/86)	WR207	£2.90
Simple Audio Oscillator (3/86)	WR209	£5.50
RF Speech Processor (3/86)	WR208	£5.21
PW Meon Filter (4/86)	WR211	£4.04
PW Arun Parametric Filter (5/86)	WR210	£9.87
FRG-7 CIO Mod (6/86)	WR213	£3.61
Simple 50MHz Converter (9/86)	WR215	£4.86
NiCad Charger (10/86)	WR217	£3.30
Active Antenna (11/86)	WR216	£3.24
PW Taw VLF Converter (11/86)	WR222	£3.82
High Impedance MOSFET Voltmeter (12/86)	WR223	£3.82
Modifying the SRX-30D (12/86)	WR214	£3.99
Basic Wobulator (1/87)	WR224	£4.52
2m Mast-head Pre-amp (2/87)	WR218	£5.33
	WR219	£3.37
PW "Woodstock" (3/87)	WR225	£5.28
PW "Blandford" (4/87)	WR227a	£11.11
	WR226a	
	WR228	
PW "Itchen" (4/87)	WR298	£4.49
PW "Axe" (5/87)	WR230a	£5.07
	WR231	£4.24
	WR232	£3.82
PW "Downton" (6/87)	WR233	£5.04
Side-tone Oscillator (6/87)	WR234	£3.65
Mains On/Off for Battery Radio (9/87)	WR235	£3.97
PW "Blenheim" VHF to HF Converter (9/87)	WR236	£5.99
A High-stability VFO (10/87)	See article	—

TAKE ADVANTAGE OF THIS GREAT SUBSCRIPTION OFFER

Wherever you live, a Postal Subscription will ensure that you receive your copies of **PRACTICAL WIRELESS** and/or **SHORT WAVE MAGAZINE** regularly, through your own letterbox, before it gets onto your newsagent's shelf. Order a Joint Subscription and you will qualify for the Special Discount.

Fill in the Order Form below and post it to: **PW Publishing Ltd., FREEPOST, Subscriptions Dept., Enefco House, The Quay, Poole, Dorset BH15 1PP** (no stamp required). Credit Card Orders taken on (0202) 678558.

Overseas subscriptions outside Europe are now despatched by Accelerated Surface Post for faster delivery.

Please indicate the type of subscription required:

Special Joint Subscription



- ☐ £14.00 (UK)
 ☐ £17.00 (UK)
 ☐ £27.00 (UK)
☐ £18.50 (Overseas)
☐ £19.00 (Overseas)
☐ £30.00 (Overseas)

(Prices correct at September 1987)

To commence with issue dated

To: **PW Publishing Ltd., FREEPOST, Subscriptions Dept., Enefco House, The Quay, Poole, Dorset BH15 1PP** (no stamp required).

Name

Address

☐ I enclose cheque/PO (Payable to PW Publishing Ltd) £

☐ Charge to my Access/Visa Card the amount of £

Card No.

☐ ☐ Valid from

Signature

Valved Communications Receivers

The Hallicrafters Sky Buddy

This month, Chas. E. Miller turns his attention once again to a receiver from across the Atlantic.

The Hallicrafters Sky Buddy occupies a place in radio history akin to that of the Austin Seven car in motoring lore. Both were inexpensive bottom-of-the-range models which, by virtue of simple but sound design, gave faithful service through many changes of ownership. Both achieved "classic" status whilst their more costly contemporaries are sometimes all but forgotten. They shared the same secret of success in being conceived not as inferior substitutes, but as scaled-down equivalents of expensive originals. They also both received the ultimate accolade of being imitated, as we shall see in the case of the Sky Buddy.

The 1936 model 5T Sky Buddy was described by its makers as "A real junior model communications receiver that's hard to beat in sensitivity and selectivity even when compared with higher priced sets". Certainly the price was astonishingly low—just \$29.50 at a time when the exchange rate was \$4 to the £. (I'll work it out for you—£7.37). This was for a completely self-contained set with built-in loudspeaker and power-pack, features that were by no means universal at the time.

Frequency coverage is from 554kHz—18.1MHz in three bands, with a mechanical band-spreading device and directly calibrated tuning dial which enabled the advertisements of those days to take a sideways swipe at certain other sets which needed "complicated charts and tables"—no prizes for guessing the subject of this gibe!

Housed in a smart metal cabinet measuring some 430 × 190 × 220mm, the Sky Buddy closely resembles its big brothers such as the Sky Chief. It has the speaker grille to the left of the tuning dial, which it matches in size. Beneath is a row of controls for main tuning, b.f.o. tuning, volume, band change, b.f.o./a.g.c. and power on/off.

Sockets are provided for either long-wire or dipole antennas and earth, and for headphones, in this case a switched jack which disconnects the loudspeaker when the 'phones are plugged in. The tuning dial is internally illuminated.

Circuit Description

The antenna input goes to two r.f. transformers (for Bands 1 and 2) connected in parallel. For dipoles the two terminals A1 and A2 provide a balanced input; for long wires, the bottom terminal must be linked to the ground (earth) terminal. The Band 3 antenna coil receives its input inductively from the other coils. Frequency coverage is: Band 1: 545kHz–1680kHz; Band 2: 1680kHz–5.5MHz; Band 3: 5.5MHz–18.1MHz. The r.f. signals are passed to the control grid of a pentagrid frequency-changer (V1, 6A7). The inner grids operate as the local oscillator in conventional manner, producing an i.f. of 465kHz. The i.f. signals are coupled by an iron-dust cored transformer to the grid of the i.f. amplifier valve (the pentode section of V2, a 6F7). A second, air-cored transformer transfers the amplified signals to the demodulator, the strapped diodes of a Type 75 double-diode triode (V3). The diode load is the volume control itself, and simple a.g.c. is derived from the top end of this control. It is applied to the i.f. amplifier and frequency-changer, with an earthing switch to render it inoperative when the b.f.o. is in use. The bottom end of the volume control is returned to the cathode of the 75 to prevent the diodes from being biased off, but the grid is isolated from the control by a capacitor and returned to chassis to permit it to receive bias. Residual i.f. is filtered by a 250pF capacitor across the volume control,

and another of the same value from the triode anode to cathode. Conventional resistance-capacitance coupling passes the amplified a.f. on to the pentode output valve (V4, Type 42). The only slightly unusual feature of the output stage is the use of grid bias instead of cathode bias. Standard transformer matching is used for the loudspeaker, the alternative headphones being capacitance coupled to the anode of the 42.

The power pack consists of a mains transformer and full-wave rectifier (V5, Type 80) with smoothing carried out by the loudspeaker field winding and electrolytic capacitors. Negative smoothing is employed, the field being connected to the centre-tap of the h.t. secondary and to chassis, via a 250Ω resistor at the lower end. The voltage occurring at the junction of these components is used to bias the grid of the output valve.

The loudspeaker is fitted with the customary "hum-bucking" coil, a small winding which picks up any residual hum voltages and feeds them in anti-phase to those picked up by the speech coil, thus cancelling them out.

The b.f.o. employs the triode section of V2, the 6F7, in a conventional tuned-grid circuit. Coupling to the pentode section is accomplished by inter-electrode capacitance.

The 1938 Sky Buddy

By 1938 amateurs had opened up the higher frequency bands and to cater for their new needs the Hallicrafters Company started to introduce receivers with extended coverage. The Sky Buddy was no exception, the S-19R model having an extra band going up to 46MHz. It was by no means a 5T with another set of tuning coils, being completely re-designed from antenna to output, as the following circuit description will show. In fact, almost the only similarity between the two sets is the retention in the S-19R of the Type 80 rectifier valve. The rest of the valve line-up is totally different, both in

Practical Wireless, November 1987

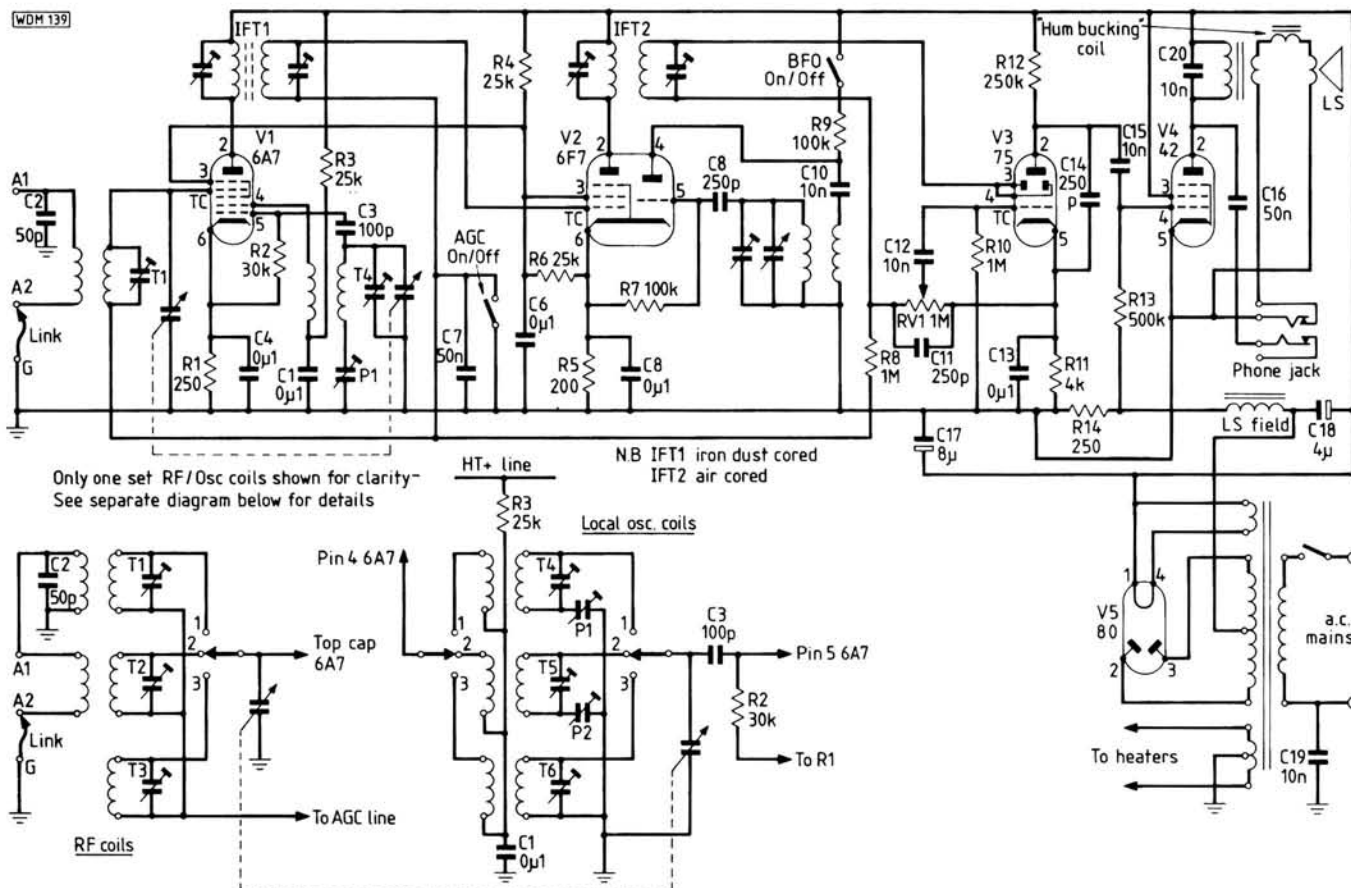
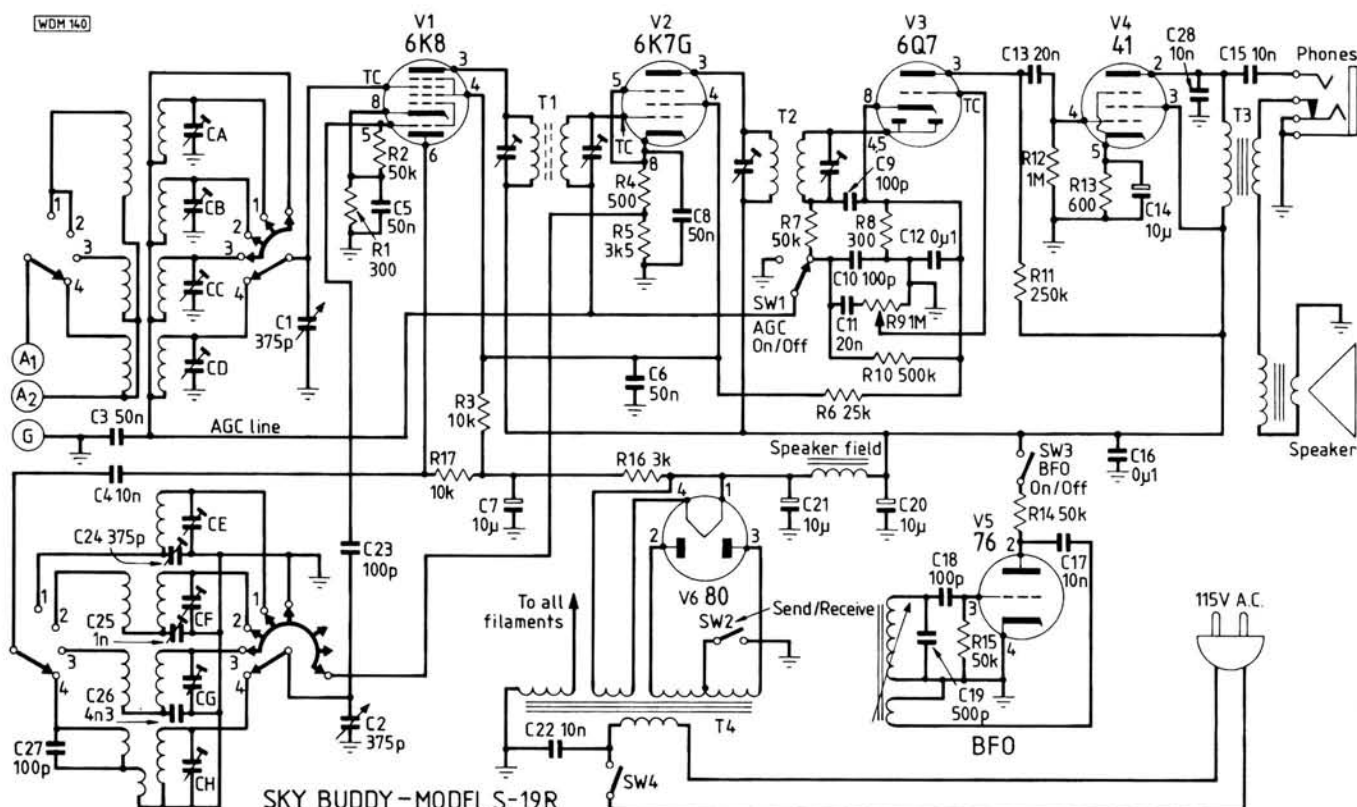


Fig. 1: Circuit diagram of the Sky Buddy 5-T ▲

▼ Fig. 2: Circuit diagram of the Sky Buddy S-19R



types and arrangement. Three of the new complement of six have the then recently introduced octal bases, demonstrating the fact Hallicrafters kept

Practical Wireless, November 1987

up with the times, even with their most inexpensive model.

The antenna input (again suitable for either long wire or dipole types) is

switched to one of three primary windings on the r.f. tuning coils. The first primary serves both the Band 1 and Band 2 secondaries, the other two

being individual to Bands 3 and 4. The coverage is as follows: Band 1, 540kHz–1.7MHz; Band 2, 1.7MHz–5.5MHz; Band 3, 5.5MHz–17MHz; Band 4, 16MHz–46MHz. Extra contacts on the band switch short out the secondary windings not in use. The r.f. signals are taken to the control grid of the hexode section of V1 (6K8G), a triode-hexode frequency changer with a much improved h.f. performance over the previous 6A7. The oscillator section now has a tuned-grid configuration, with, again, the unused windings being shorted out by the band switch. A further pair of contacts on the band switch modify the cathode bias on the i.f. amplifier when Band 4 is selected.

The i.f. signals at 455kHz are passed via a conventional transformer to V2 (6K7G). Its cathode has two bias resistors in series, of 500Ω and 3.5kΩ respectively, the latter being shorted out on Band 4. The screen grids of V1 and V2 are supplied by an h.t. potential divider of rather unusual design. A 3kΩ resistor is connected to the unsmoothed h.t. at the rectifier heater, its lower end being decoupled to chassis by a 10μF capacitor. From this point a 10kΩ resistor feeds the triode anode of V1, and another 10kΩ the two screen grids. A 25kΩ resistor forms the lower half of the screen potential divider, but it is not returned directly to chassis. Instead, it goes to the cathode of V3 (6Q7G), presumably to hold it at a certain voltage. This would be more understandable had delayed a.g.c. been employed, but in the event the simple type is used, taken from the diode load resistor of the demodulator (the strapped diodes of V3). A rather more effective r.f. filter is employed, using a 50kΩ resistor and two 100pF capacitors. An a.g.c. on/off switch connects the a.g.c. line to the bottom of the filter or to earth as required. The a.f. signals are taken to the volume control via a d.c. blocking capacitor that ensures there is no bias applied to the demodulator diodes.

Amplified a.f. signals at V3 anode are coupled to the output valve (V4, Type 41) in conventional manner, and normal cathode bias is employed. The 41 is a good choice, being less demanding on both h.t. and l.t. current as compared with the 42, but still delivering a little more output at a standard 250V h.t. The loudspeaker is again of the energised type, with the headphone jack arranged as before. However, the field winding of the loudspeaker is now placed in the positive h.t. line. The centre tap of the rectifier (V6, Type 80) anode winding on the mains transformer can be isolated from earth to mute the set by a switch ("send/receive") for use in conjunction with a transmitter.

The b.f.o. is now a separate valve (V5, Type 76), a triode with permeability-tuned coils. Limited adjustment of the tuning core is available by a normal knob control on the front

panel, and further alteration is easily achieved by a simple pre-setting device. On removal of the control knob a small screw may be seen, set concentrically in the hollow shaft. This is the coarse adjustment control, but before it is altered a locking screw, set just below the shaft, must be released. The approved method is to set the concentric screw, with the shaft in its midway turning position, for zero beat. The locking screw must be re-secured before the control knob is replaced.

I.F. Alignment

The alignment procedure for both 5T and S-19R models is perfectly straightforward and may be accomplished without difficulty, using a reasonably accurate signal generator and an output meter which need be no more than a multimeter set to a low a.c. voltage range and connected across the loudspeaker terminals.

For i.f. alignment, the signal generator should be connected to the top cap of the frequency-changer valve (V1) and chassis. Set the band switch to 2, the tuning dial to 5.5MHz, the a.g.c. switch to "on", and the volume control to maximum. Keeping the generator input as low as possible consistent with usable output meter readings, adjust the trimmers on the two i.f. transformers for maximum, commencing with IFT1. Note that the trimmers on the anode windings are at h.t. potential and suitable precautions must be observed. If a metal screwdriver has to be used instead of the preferred non-metallic type, its blade should be sleeved or wrapped in insulating tape so that only the last couple of millimetres shows. This will prevent accidental shorting of the h.t. to the i.f. can. Note that the i.f. is 465kHz for the 5T, and 455kHz for the S-19R.

R.F. Alignment

For r.f. alignment, Hallicrafters recommend that the generator be connected to the A1 terminal and chassis, with the A2–G link in position, and with a 400Ω resistor in series with the "hot" lead. The positions of the various trimmers and padders are shown on the layout diagrams. Remember to set the mechanical band-spread control to minimum during alignment.

Model 5T:

Band 1. Inject a 600kHz signal and adjust the padder for maximum output at the correct dial setting. If the dial is badly off it may be necessary to adjust the padder a little at a time for maximum as the dial is moved gradually to the correct reading. In this circumstance the oscillator trimmer may well be off adjustment too, and even more cross-checking than usual will be called for. Inject a 1.4MHz signal and with this dial setting adjust the oscillator trimmer, then the antenna trimmer, for maximum. Return to 600kHz and re-adjust the padder if necessary. In some cases the process may have to be

repeated several times for optimum accuracy. It may be helpful to "rock" the tuning (i.e., move it slightly about the desired setting) as the adjustments are made.

Band 2. Adjust the padder at 1.8MHz and trimmers at 4MHz. The above remarks apply re adjustment. Note that there is a 1500pF fixed capacitor shunted across the padder, and should it prove impossible to achieve a correct dial setting at 1.8MHz, the value of this capacitor may have changed with age. Replacements should be close tolerance silvered-mica type.

Band 3. There is no adjustable padder. Set the trimmers at 14MHz and check the alignment at 7MHz. Ideally the dial should be accurate within one division, but due allowance must be made, again, for ageing of components.

Model S-19R:

Band 1. As for model 5T.

Band 2. Adjust the padder at 2MHz and trimmers at 4MHz.

Band 3. Fixed padder. Set trimmers at 14MHz and check alignment at 7MHz. The correct padder capacity is 4.3nF.

Band 4. No padder, but note that there is a 100pF shunted across part of the oscillator coil anode winding, and this could affect overall alignment on the band. Adjust the trimmers at 30MHz.

Fault-finding

As with all vintage radio sets, leaky coupling and decoupling capacitors are the main hazard. The set may continue to work reasonably well with leaky decouplers in the screen-grid potential dividers, even though the voltages may be reduced drastically. Disconnection of a suspect component is necessary for a true test to be carried out. Even very slight leakage can have serious effects in a.g.c. decoupling capacitors, and for those used to block d.c. from demodulator diodes. Should the latter inadvertently receive bias a "squelch" effect will occur, only very strong signals being received.

The grid coupling capacitor for the 42 in the model 5T requires careful checking, since a simple grid to chassis voltage reading may still show a negative grid potential even though a leak is taking place. This is due to the negative biasing system, but the true state of affairs will be indicated by reading the grid voltage with and without the anode of the 75 shorted to chassis. When the bias voltage decreases with normal h.t. applied to the 75, the coupling capacitor is branded as leaking significantly. It is always worthwhile to check the other bias components when a coupling capacitor has been changed; R13 and R14 in the 5T and R12, R13 in the S-19R. The capacitor used to couple the output valve to the headphones must be in absolutely first-class condition. Apart from the danger of shocks, a steady d.c. passing through the headphone coils would eventually ruin the magnets. The mains transformer primary/chassis r.f. by-pass capacitor also has to be

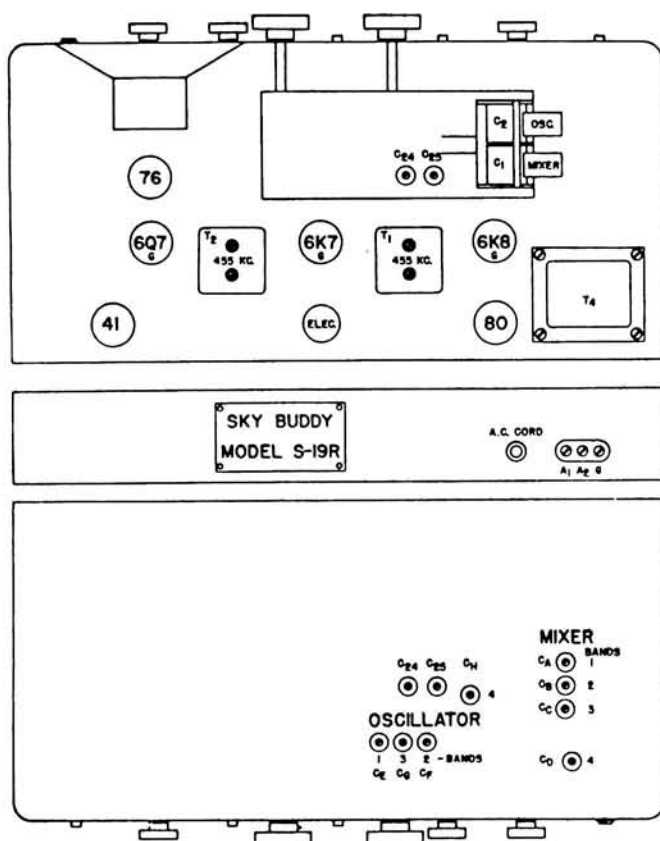
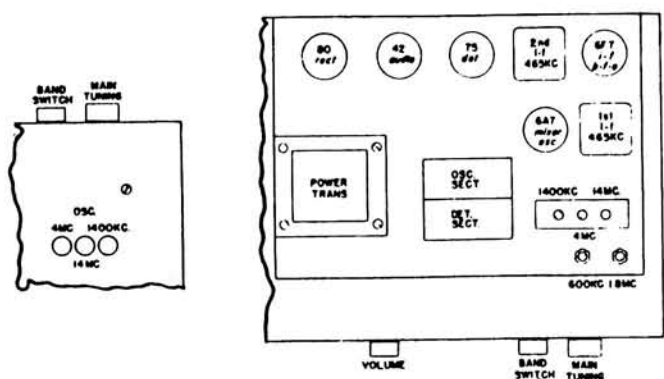


Fig. 3: Location of trimmers, etc., on the Sky Buddy 5-T (above) and the S-19R (right)

above suspicion for obvious reasons.

The loudspeaker field winding is always vulnerable in any radio set approaching its half-century, especially if oxidation has taken place on the fine wires used. Occasionally a break will occur near the outer end of a winding where it may be repaired at the expense of a few turns lost. An inner break is, of course, a job for a rewind specialist. Alternatively a permanent-magnet speaker could be used as a replacement and the field replaced either by an l.f. choke or a high-wattage resistor, preferably the former. For the Sky Buddies the d.c. resistance must be 2k Ω . Accuracy is important in the 5T model to maintain the correct bias voltage on the output valve.

It is not unknown for a hum-bucking coil to go open circuit and thus mute the set in a way that is very puzzling to persons not used to the ways of mains-energised speakers. Jack sockets can also cause trouble by developing bad contacts on the switching sections, leading to either intermittent or total loss of speaker signals. A rare, but by no means negligible risk exists of the insulation on the field winding breaking down and rendering the speaker chassis live to the rest of the set. The writer experienced just such a fault. When the speaker is mounted on insulating material it is possible for it to continue working without ill-effect, but when the speaker chassis is earthed the rectifier and mains transformer are put at risk.

It is a worthwhile precaution with any vintage radio to fit an h.t. fuse if none already exists. The best position for it is in series with the wire running from the centre-tap of the h.t. winding to earth, or to the smoothing choke as the case may be. This will protect both the rectifier and the mains transformer against overload. The fuse rating for the Sky Buddies should be 100mA.

Following normal practice of the day, only a single-pole mains on/off switch was fitted to the Sky Buddies. If this is not to be replaced with a double-pole type, great care must be taken to ensure that it is the live main that is interrupted, failing which mains voltage will be applied to the transformer primary and the r.f. by-pass capacitor all the time the set is plugged into a live socket. When a good earth connection

is used the components just mentioned will be under constant stress. When the set is not earthed its chassis will become live due to the a.c. passing through the by-pass capacitor. This may not give a bad shock, but it will certainly make you jump, especially if you have the earth connection in your other hand!

The Sky Buddy Look-alike

Also in 1938 a firm known as British Television Supplies produced a receiver that was uncannily like an amalgam of the two Sky Buddy sets just described. The "Trophy 5" was a 5-valve, 4-band communications receiver covering 545kHz-1.5MHz; 1.5MHz-4.4MHz; 4.2MHz-11MHz and 11MHz-30MHz. It had a dial and bandspreading system very similar to that of the Sky Buddy. The frequency-changer was a Tunsgram 6TH8, a triode-hexode comparable to the 6K8G, and a 6F7 was used as combined i.f. amplifier/b.f.o. The demodulator/a.f. amplifier was a 6Q7G, in a circuit that was virtually a carbon-copy of that of the 5T. The output valve was a 6F6G, the octal equivalent of the 42. There was an energised loudspeaker with provision for headphones coupled via a capacitor from the 6F6G anode. The power pack consisted of a mains transformer and a 5Z4G rectifier—a valve having an octal base and indirectly heated cathode but otherwise of precisely the same ratings as the 80. Provision was made for either long wire or dipole antennas. The a.g.c. could be switched in or out as required, as could the b.f.o. The price of the set complete was £9.

Brief valve data

Valve	V _a (V)	V _{g2} (V)	-V _{g1} (V)	I _a (mA)	I _{g2} (V)	V _k (V)	R _k (Ω)	r _a (k Ω)	R _a (k Ω)	G _m (mA/V)	P _{out} (W)
6A7	250	170*	—	3.5	4	3†	300	360	—	0.55	—
6F7 (P)	250	100	3	6.5	1.5	—	—	850	—	1.1	—
(T)	100	—	3	3.5	—	—	—	16.2	—	0.525	—
6K7G	250	125	3	10.5	2.6	—	220	600	—	1.65	—
6K8G (H)	250	100	—	2.5	6	3†	300	600	—	0.36	—
(T)	100	—	—	3.8	—	—	—	—	—	—	—
6Q7G (T)	250	—	3	1.1	—	—	—	58	—	1.2	—
41	250	250	18	32'	5.5'	—	500	68	9	2.3	3.4
42	250	250	16.5	34'	6.5'	—	450	80	7	2.5	3.2
75 (T)	250	—	2	0.9	—	—	—	91	—	1.1	—
76	250	—	13.5	5	—	—	—	9.5	—	1.45	—
80	350"	—	—	125	—	—	—	—	—	—	—

Notes:

* V_{g3} + V_{g5} = 100V, I_{g3} + I_{g5} = 2.7mA.

† g1 is not control grid. V_k = control grid bias.

" @ zero signal.

" V_{r.m.s.} per anode.

Valves above have 6.3V, 0.3A heaters except: 41-6.3V, 0.4A; 42-6.3V, 0.7A; 80-5V, 2A.

Joseph Henry

The practical unit of inductance was named the "henry" in 1893, in honour of the work of Professor Joseph Henry, one of the greatest American scientists of the 19th Century.

Born in 1797 to a poor family of Scottish descent, he had an indifferent education followed by an apprenticeship as a watchmaker and silversmith. His main interest in life was the theatre until, by chance, he read a popular book on science—which affected the whole course of his life.

In 1819 he enrolled at Albany Academy to study mathematics and scientific subjects, and only seven years later was appointed Professor of Mathematics at that institute. He proceeded in 1832 to the Chair of Natural Philosophy (physics) at the College of New Jersey (now Princeton University) where, at various times, he also taught chemistry, mineralogy, geology, astronomy and architecture.

Electromagnets

His investigations and discoveries relating to electricity and magnetism were impressive, and he contributed significantly to development in this field. The earliest electromagnets had insulated cores, with bare wires wrapped round them: Henry used insulated wires and multi-layer windings, greatly increasing the power of the magnets and enabling them to be put to practical use for the first time.

He constructed the first electric motor to use electromagnets and a commutator. He and Michael Faraday, working independently, made similar discoveries concerning induction, though Faraday published his findings first. As a result, the discovery of mutual induction was credited to him, with self-induction credited to Henry. Whilst both used an early transformer arrangement for their experiments, Henry found that by varying the number of windings on each coil he could obtain a higher or lower voltage; the

NAMES from the PAST

by Tony Smith G4FAI

laws drawn from this discovery form the basis of the modern transformer.

Other Discoveries

His many other discoveries include non-inductive windings, the relationships of high-order induced currents, electromagnetic shielding, the action of inductance at a distance and the oscillatory nature of an electrical discharge.

He experimented with the propagation and detection of electromagnetic effects over a distance, and reported that a single spark was, "sufficient to disturb perceptibly the electricity of space throughout at least a cube of 400 000 feet capacity". In further experiments he was able to magnetise needles in his study from the effects of lightning occurring 11 to 13km away.

In 1831 he constructed an early form of telegraph which rang a bell at the end of a mile of wire, and he is generally credited with inventing the electromagnetic relay which enabled Samuel Morse's system to become a practical reality over great distances. He suggested that high intensity (i.e. voltage) could be obtained by placing many cells in series; this idea, coupled with his improved electromagnets, resulted in a substantial improvement in telegraph performance. In later years there was bitter controversy between Morse and Henry as to who had actually invented both the telegraph and the relay, and there is disagreement to this day among historians interested in the subject.

Apart from his better-known achievements, Henry also worked on capillarity, phosphorescence, radiation of heat from sun spots, atomicity, the aurora, heat, colour blindness and was

interested in anthropology, ethnology and natural history. He headed the US Lighthouse Board's committee on experiments, where his work included studies on light and sound, and was appointed Chairman of the Board in 1871. Henry was one of the original 50 scientists appointed by President Lincoln to form the National Academy of Science in 1863 and served as its president from 1868 to his death 10 years later.

The Smithsonian Institute

When James Smithson, an Englishman, left his fortune to found the Smithsonian Institute in Washington, "for the increase and diffusion of knowledge among men", there was much debate about what that meant. Henry was asked to study the will and plan an organisation to meet its objectives. He was appointed first Secretary and Director of the Smithsonian in 1846 and devoted the remaining 32 years of his life to achieving the aims that he himself had defined, "... to assist men of science in making original researches, to publish these in a series of volumes, and to give a copy of these to every first-class library on the face of the earth".

One of his first acts was to organise a system of simultaneous meteorological observations by volunteers throughout the USA, transmitting their data via telegraph and this work eventually led to the creation of the US Weather Service.

Henry held high office in many organisations. His interests and influence were widespread, and there are in existence today some 50-60 000 documents by, or about, him, including correspondence, manuscripts, monographs, pamphlets, books and so on. It is a remarkable record of one man's contribution towards the "increase and diffusion of knowledge among men", which was so important to him for much of his life. **PW**

ERRORS & UPDATES

Passive Bandpass Audio Filters, August 1987

In Fig. 7, the inductor in parallel with the 0.18 μ F capacitor should be 12mH. In Fig. 9, the capacitor in parallel with the 12mH inductor should be 0.18 μ F.

Micro Power Pilot Light Practical Power Supplies & December 1978

Resistor R1 in the article on page 37 of Practical Power Supplies should be 27k not 2.7k as shown. Unfortunately the value was covered-up in the components list. Our apologies for this.

PW Review Icom IC751A October 1987

Apologies to our readers, to Icom and to Yaesu, for any confusion caused by a mix-up in our photo library, which resulted in our printing a picture of the internal view of an FRG-9600 instead of the IC-751A in this review.

Practical Wireless, November 1987

YOUR ONE STOP LISTENER SERVICE!

HUGE STOCKS — BEST PRICES — GOOD BACKUP — FREE SECURICOR*

*AVAILABLE ON MOST MAIN ITEMS

WE STOCK MOST PRODUCTS
ADVERTISED IN THIS MAGAZINE

NOW FREE CREDIT TO CALLERS!

NEW SONY ICF7600DS PORTABLE COMMUNICATIONS!

Not a toy, but a serious communications receiver. 150KHz-30MHz AM/SSB plus FM 76-108MHz. Digital readout, memories, clock and provision for external antenna. Listen to the DX at work! Mains or battery.



£169 FREE SECURICOR

SONY ICF2001D RECEIVER SUPER PORTABLE + BASE HF + AIR BAND COVERAGE

Described as "the best portable on the market" by a reviewer, it covers 150KHz-30MHz plus FM air band. Memories scanning, etc., at a bargain price. External aerial socket and a host of other features. 230V AC or battery.



£329 FREE SECURICOR

NEW SONY PRO-80 RECEIVER

AM/FM/SSB 115kHz-223MHz

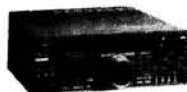
A major innovation in monitor receivers. Just think a complete short-wave and vhf monitoring system in your pocket! Memories, scanning etc. Order today.



£329.00 CARRIAGE FREE

KENWOOD R5000 JUST ARRIVED! TOP SPECIFICATION RECEIVER

The newest and best receiver so far from Trio. A high specification covering 100KHz-30MHz AM/FM/SSB/CW. Comprehensive facilities include memories and scanning, etc. Send today for full specification. PX welcome!



£895 FREE SECURICOR

R537S AIR-BAND MONITOR

118-136MHz

This well known receiver is ideal for air-band monitoring. Pocket size and battery powered with whip antenna. Highly sensitive and used by many professionals.



£69.00 CARRIAGE £2.00

ICOM R7000 VHF/UHF MONITOR COMPLETE COVERAGE TO 2GHz

The best VHF/UHF monitor on the market! 26-2000MHz and highly sensitive. It's not cheap but it really is a superb monitor for the serious user. Every possible facility you will ever need!




£939 FREE SECURICOR

ALINCO MINI 2M FM ALR22E 25 WATTS Direct Factory Price £269.00!

Here's your chance to purchase a brand new rig

at a price that cannot be beaten... This rig has all the latest features such as scanning, memories, priority, tone-burst, repeater shifts, dual vfo's and much more. Price includes up/down microphone and mobile quick release bracket. Measures only 5.5" x 1.5" x 6.5" and that's small!



AMSTRAD COMPUTERS IN STOCK Part Exchange Ham Gear Welcome!

We can now supply the complete range of AMSTRAD computers from stock plus accessories and software. So now you can buy your computer equipment from your reliable ham radio store. We are approved stockists and can offer on site service contracts if required. You can also save £'s by part exchanging your ham gear. Prices below INCLUDE VAT and Securicor to your door.

PC8526	Single disc Word Processor	£425.00
PC8512	Dual disc Word Processor	£573.00
PC1512DM	Dual drive PC mono	£640.00
PC1512DC	Dual drive PC colour	£835.00
PC1512HDM	20Mb PC mono	£1030.00
PC1512HDC	20Mb PC colour	£1219.00
DMP3	Printer	£195.00
DMP4	Printer	£395.00
CPS8256	RS232 Interface for PCW	£62.95

Wordstar 1512	£65.00	Supercalc 2 PCW	£49.00
Supercalc 1512	£65.00	Locospell PCW	£39.00
Reflex 1512	£65.00	LocoMail PCW	£39.00
Sidekick 1512	£29.00	Ability 1512	£89.00
Sage Bookkeeper PC	£89.00	Sage Accountant PC	£139.00
Sage Accountant +	£179.00	PC Promise	£65.00
Gemdraw	£79.00	Flight Simulator	£44.00

STOP PRESS New PC1640

DD model £899 + vat

20MB model £1199 + vat

THE UK'S BEST FREQUENCY GUIDES

COMPLETE VHF/UHF FREQUENCY GUIDE 26-2250MHz £4.95 + 80p p&p



This guide has sold over 4,000 copies since its publication last August and is still selling well. Mainly because it is recognised as being of tremendous value and unique in radio literature. If you are one of the many who are curious to know who transmits where, in the wide VHF/UHF spectrum, then this is a guide that you should not be without. This book gives comprehensive details of all the main users of this part of the radio spectrum. The frequency range is subdivided into sections under appropriate headings for the type of services using the particular sub-divisions. All kinds of service are covered including land, sea, air and space. Full details are included of duplex splits for bases and mobiles plus some useful editorial. If you are at all interested in this part of the radio spectrum, you will find this a most valuable and absorbing book.

UK LISTENERS CONFIDENTIAL FREQUENCY LIST 1.6-30MHz £5.95 + 80p p&p



NEW FOURTH EDITION

1987 EDITION This famous listing is now in its fourth edition. Completely updated for 1987 and a lot thicker. Yet the price is the same as the 1986 edition! Many additional frequencies have been added and of course some have been deleted where the service is known to no longer exist. Packed full of information on all that happens between 1.6 and 30MHz, you will find this fascinating reading. Covering all aspects of the shortwave service, here is just a selection of the listings included: AVIATION, BROADCAST, MARINE, EMBASSY, MILITARY, RTTY, FAX, PRESS, and much more. Not only frequencies and stations, but in many cases times of transmissions as well. This is not an American import, but a UK printed manual specially for UK listeners. If you are one of the few people that haven't purchased one of these yet, then you really don't know what you have been missing. If on the other hand you have our previous editions, we know that you will want to get the latest edition. Available end of March. Order your copy today.

VHF/UHF AIRBAND FREQUENCY GUIDE + FREE UPDATE SERVICE £5.95 + 80p p&p



Just published, this is the UK's foremost list of military and civil radio frequencies. Nearly three times as large as the 1986 edition and bang up-to-date. Every conceivable airfield is listed from the smallest grass field to the largest of our international airports. We have now included full airways listings plus helipads and off-shore rigs. In addition there are listings of company frequencies, VOLMETS and miscellaneous air-to-air frequencies. Don't confuse this with other guides you may have seen. This one is REALLY comprehensive and packed with information. For the newcomer there is some interesting editorial plus photographs, and a very useful telephony designation list. Full colour semi-stiff covered in large format style makes this one of the best presented guides yet. Undoubtedly the best manual there is available to the enthusiast today. There is also a free up-date service to purchasers so you won't need to worry about the information becoming out of date. That's real service!

JUST PUBLISHED

THE SECRET OF LEARNING MORSE CODE By Mark Francis £4.95 + 90p p&p

Morse code is an essential requirement for those who aspire to a class "A" licence. But many other enthusiasts, including the thousands of listeners would improve the enjoyment of their hobby immeasurably if they were able to read Morse. This book sets out to take the myths and mysteries out of the subject. It takes you step by step through the whole process of learning the code and provides simple answers and solutions to all those familiar pitfalls so often encountered by students. Written in an easy to read style that will make your study enjoyable, it is packed with exercises, sample tests, etc., and runs to almost 100 pages. At last somebody has cracked the "secret" of learning Morse code quickly and easily.

WATERS & STANTON

RETAIL & MAIL ORDER:- 18-20, Main Road, Hockley, Essex SS5 4QS.

Tel: (0702) 206835, 204965

RETAIL ONLY:- 12, North Street, Hornchurch, Essex RM11 1QX.

Tel: (04024) 44765

Visa and Access by telephone. 24hr. Answerphone.

Computing Corner

The past few months have been more active in the radio-computing field despite the doldrums of hobby-computing in general. This is a good sign and shows, I think, that users are taking their machines more seriously than before.

My mail has increased following the move of this column from *Short Wave Magazine* and I'm very pleased that so many find it interesting. It seems that many Amstrad CPC users have at last started to find some of the software they need.


PCW8256 and PCW8512 owners at last have some software support in the shape of the Communications Software package for ASCII and RTTY offered by Dave Johnstone. (For further details see RTTY on page 70—Ed).

Spectravideo, MSX728 and 738 users might be interested to know that MSX Software Shack⁽ⁱ⁾ do a full RS232 communications package. I cannot find any UK outlet for this system, so contact MSXSS direct for details. If anyone is using this outlet, or knows of any others for these micros then please tell me.

A new version of the highly acclaimed "BETABASIC" is now available for the Spectrum with 128K memory. BetaBasic 4.0 has all the benefits of its predecessors together with some very sophisticated extra features to make maximum use of the 128K memory (over 90K of BASIC and variables!). High-capacity databases (for call-logs for example) are possible without resorting to machine-code. Powerful INSTRING and INARRAY features would find the data very quickly. Disc-users also have full support in BB4.0 since it allows for OPUS, TRL Beta Disc, SPDOS disc and Disciple system. The Spectrum Plus 3 disc will be supported almost certainly. Most common printer-systems are supported. BetaBasic is available from BetaSoft⁽ⁱⁱⁱ⁾.

Perhaps I should have made clearer in my last article that the ASTRID system can be used with BBC and Amstrad micros (software available) as well as Sinclairs. Since it operates via an RS232 unit, I imagine that almost any micro could read the data. Perhaps anyone using ASTRID with other micros would write in.

Bob G4IAV sent me some information which may have wider interest! Attention all those with ZX-printers. Run out of paper? If so, then see reference⁽ⁱⁱⁱ⁾!



Richard GW3RRI, owner of Technical Software^(iv), chides me for not mentioning T-S when replying to Manual CT1CO in *PW* (July 1987). Well Richard, no malice intended and I'm happy to say that T-S carry Commodore programs as well as BBC-B/Master, Electron, VIC-20 and Spectrum. I understand from recent reports that the T-S RX-4 multimode receive program is proving successful on all micros supported; it is very popular with s.w.l.s and all find the ability to switch rapidly between modes a great advantage. The AMTOR-mode (ARQ only) gives interesting results.

Exchanging Software

Alan G6HUI operates on Packet Radio and is interested in exchanging software on-air via the Bulletin Board Service G1DIL being the system-operator. Alan's request for some items from me regrettably had to be denied since the software was not in my copyright control. I am trying to set up a list of some software which can be uploaded (or is it downloaded!). If you are interested in this aspect of software exchange (within the normal, legal framework of course), why not contact Alan either via BBS G1DIL-1 or I'll be happy to forward any letters of course. All micros could be catered for, not just the major ones and this seems an ideal way of circulating public domain software. Neither Alan nor I condone piracy by the way.

Amstrad CPC users might find this utility useful. It's a timer routine which can switch the cassette-port "remote" line at a preset time. You could record UOSAT passes or switch the rig on at a preset time, for example. The listing should be suitable for all CPCs although I have no experience of the CPC464 I am fairly certain it will run on this. It will also convert to other BASICs with not too much trouble (see later on this column). Enter the program as given and save to disk or tape as required.

The program asks for the alarm-time as the day-number, the hour and minute. Enter the day as 0 for today, 1 for tomorrow, etc. Enter the remaining hour and minute for alarm all delimited by commas. Then press <return>. Enter the switch-off day and times in the same way. Press <C> to continue or <N> to set up new times. Now give the current time in days (0 normally), followed by the hour minute and second all delimited by commas. Then press <return>.

The on and off-times will be displayed and the current day and time will tick over by the second. At the on-time, the motor-control relay will switch. There will be a short pause, after which the current-time display will catch up—no problem, just a delay built into the ROM routines which we're calling here. The routine will switch off and stop at the off-time.

```
10 CLS
20 INPUT "Day, hour & minute for alarm "; aday, ahour, amins
30 PRINT "On-time selected was "; aday; ahour; amins
40 INPUT "Off-day, hour & minute "; oday, ohour, omins
50 PRINT "Off-time selected was "; oday; ohour; omins
60 PRINT:PRINT "PRESS — C to continue, N = new time"
70 keys$=INKEY$:IF keys$="" THEN 70
80 IF UPPER$(keys$)="N" THEN 20
90 INPUT "Please give current DDHHMMSS "; day, hour, mins, sec
100 non=0:noff=0
110 CLS
120 LOCATE 1,5:PRINT "On-time : "; aday ":" ahour ":" amins
130 LOCATE 1,6:PRINT "Off-time: "; oday ":" ohour ":" omins
140 EVERY 50,3 GOSUB 180
150 LOCATE 10,10:PRINT day":"hour":"mins":"sec
160 IF noff=1 THEN STOP
170 GOTO 150
180 sec=sec+1
190 IF sec=60 THEN sec=0:mins=mins+1:IF mins=60 THEN
```

```

hour=hour+1:mins=0
200 IF hour=24 THEN
hour=0:day=day+1
210 IF aday=day AND ahour=hour
AND amins=mins AND non=0 THEN
GOSUB 240
220 IF non=1 AND noff=0 AND oday
=day AND ohour=hour AND
omins=mins THEN GOSUB 280
230 RETURN
240 CALL &BC6E
250 LOCATE 10,15:PRINT "Cassette
switched on"
260 non=1
270 RETURN
280 CALL &BC71
290 LOCATE 10,15:PRINT "Cassette
switched off"
300 noff=1
310 RETURN

```

A number of readers have asked for some information on using "intelligent terminal units" such as the AMT-2^(v) used for RTTY, c.w. ASCII and AMTOR. I have had only limited experience with these (the AMT-2) so I hope my findings will prove useful with similar units. The following program will act as a simple controller for the AMT-2 and is programmed on a Sinclair QL.

```

100 REMark AMT-2 TINY
TERMINAL PROGRAM
120 :
150 DEFine PROCedure set_lower_
case
160 POKE 163976,0
170 END DEFine
200 DIM memory$(5,50)
210 memory$(1)="CQ CQ CQ DE
G4INP G4INP G4INP"&CHR$(4)
220 memory$(2)="Memory 2"
230 memory$(3)="memory 3"
240 memory$(4)="memory 4"
250 memory$(5)="memory 5"
260 :
270 BAUD 300
280 OPEN£4,SERIsir:REMark serl
port, no handshaking
290 CLS:CLS£0
300 AMT_2 : REM note the underscore
310 STOP
320 :
330 DEFine PROCedure amt_2
340 REPEAT forever
350 set_lower_case
360 z$=INKEY$(0)
370 z=CODE(z$)
380 SElect on z
390 =217:EXIT forever
400 =232:print £4;CHR$(3);REMark

```

```

F1=ctrl/c
410 =145:memory 1:REMark
ctrl&number
420 =236:PRINT
£4;CHR$(4);RE Mark F2=ctrl/d
430 =146:memory 2
440 =240:CLS
450 =147:memory 3
460 =148:memory 4
470 =149:memory 5
480 END SElect
490 PRINT£4;z$;
500 :
510 x$=INKEY$(£4,0):REMark get
incoming data
520 key_code=CODE(x$)
530 SElect ON key_code
540 =10,13:PRINT \
550 =32 to 126:PRINT x$;
560 END SElect
570 END REPEAT forever
580 END DEFine
530 :
600 DEFine PROCedure memory(m)
610 m$=memory$(m)
620 PRINT£4;M$
630 END DEFine
The line-numbers in this listing are
correct. Interpret the pound-symbol as
a hash-sign.

```

This will transmit all <escape> and <control> sequences as they are typed **except** the special case given later. Pressing <escape> would set the AMT-2 into "command-mode"; pressing B50 in sequence would then set a baud-rate of 50, for example.

Received data is decoded by lines 510-550. A simple memory facility is given by pressing <control> and the memory key number. The memory contents can be set by changing the relevant line contents. The length of each memory is set at 50, but if you want more then alter the DIM line to suit. The "&CHR\$(4)" in memory 1 permits transmit-to-receive switching on the AMT-2 so ascertain the code required to do this on your unit.

The sequence <control/c> is a special character used by the QL and is never transmitted to the terminal unit. I have programmed F1 to send <control/c> whilst F2 gives <control/d>. On the AMT-2 these control TX/RX switching on RTTY/ASCII and speed control in c.w. mode. F3 is programmed to clear the screen.

Small though the program is, it

provided full control of the AMT-2 in c.w. ASCII and RTTY modes (I could not test AMTOR) and will serve as a model for other micros and/or terminal units.

As I finish writing this, a similar program for the Amstrad plus RS232 has arrived and I am trying to get permission to circulate it from the author.

A number of readers have pointed out (thank you!) that the Klingenfuss *Guide to Facsimile Stations* is very useful to all who use this mode. It contains such information as frequencies, schedules and encodings for many kinds of transmissions (including satellites on APT^(vi)).

Converting BASICS between micros can be made simpler if you have a ready source of information on the "foreign" BASIC in similar form to the BASIC you are converting to. Phoenix Publishing^(viii) sell a series of *Computer Crib Cards* which do just this. Buying one for your micro and one for the "foreigner" will give all information presented in identical fashion. I found them a good £1.99's worth on many occasions. Your news, views and software are always welcome—please keep writing^(viii). But don't forget the s.a.e. for a reply. Thanks and 73.

References

- (i) MSX Software Shack, 2011 Kensington Flats, Morningside, Durban 4001, Natal, South Africa. (send IRCs to help with postage.)
- (ii) BetaSoft, 92 Oxford Road, Moseley, Birmingham B13 9SQ. Send s.a.e. for details stating your Spectrum version.
- (iii) Harwood Trading, 10 Elmwood Avenue, Woodlands, Doncaster DN6 7TP. Tel. 0302 722111.
- (iv) Technical Software, Fron, Upper Llandwrog, Caernarfon, Gwynedd LL54 7RF (s.a.e. for lists.)
- (v) ICS Electronics, PO Box 2, Arundel, West Sussex BN18 0NX.
- (vi) Klingenfuss Publications, Hageloch, D-7400 Tuebingen, F R Germany.
- (vii) Phoenix Publishing Associates, 14 Vernon Road, Bushey, Herts. Or via your local bookseller of course.
- (viii) Paul Newman G4INP, 3 Red House Lane, Leiston, Suffolk IP16 4JZ.

SWAP SPOT

Have two old mains radios, Ferguson 325A/Cossor Melody Maker (bakelite case), also ZX81 working, Rogers Ravensbourne hi-fi amp 35 + 35W working all in v.g.c. Would exchange for SRX30 or FRG-7 communications RX. G8UUV QTHR. Tel: Holme Hale 440651. D464

Have FT-790R with Tokyo 30W linear, total value approximately £350. Would exchange for h.f. transceiver of same value. Also have Eddystone 840C. Would exchange for h.f. transceiver, same value. Martin G6ZHV. Tel: Telford 580573. D471

Have compact disc player plus twelve discs, all worth £320. Would exchange for h.f. receiver, FRG-8800, R2000, ICR70, FRG-9600 or similar. P. Jones, 76 Pengwern, Llangollen, Clwyd, North Wales LL20 8AS. D472

Have Yaesu FR-101 deluxe receiver, full h.f. coverage plus 50MHz and 144MHz, mint condition, manual. Would exchange for Trio AT230 a.t.u. or similar. Must be in mint condition, or w.h.y? Allan G3GXR. Tel: Standish (Lancs) 422766. D474

Have manuals for Telequipment scope D54, Venus SSTV monitor, EMI WM1 scope, Mullard valve tester and adaptors, Cossor 339 scope, Robot 80 camera. Would exchange for w.h.y? J. Brown, 45 Marlborough Avenue, Falmouth, Cornwall TR11 4HS. D475

Have excellent electric guitar, Guild M75CS, humbuckers, phase switch, with case. Would exchange for h.f. or 50MHz gear, w.h.y? Lee G4EJB. Tel: 0885 82760. D488

Practical Wireless 144MHz QRP Contest

This is to certify that
was placed in the results
of the above contest

EDITOR, *Practical Wireless*

by Neill Taylor G4HLX

Results

Certificate Winners

Overall Winners	Bug Bashers Contest Group	GW8TFI/P
Runners-up	The Hillbillies	GW4APA/P
3rd, leading English station and single-antenna station	Martyn Wright & Neil Underwood	G4RLF/P
Leading Single Operator	Michael John Ryder	G0CDA/P
Runner-up Single Operator	Tony Wyn Jones	GW4VEQ/P
3rd Placed Single Operator	Chris Partington	G0CLP/P
Leading Fixed Station	R. Noden & others	G4YST
Leading Scottish Station	Civil Aviation Authority RS	GM4CAA/P
Leading Irish Station	Wicklow Contest Group	EI2GF/P

The fifth *PW* 144MHz QRP contest took place on 21 June 1987 ("what a way to spend Fathers' Day", as G1IZB/P commented). 159 entries have been received, of which 115 were from portable stations. As usual, the hilltops were crowded! 100 of the stations entering were multi-operator, many of them highly organised and ambitious groups; just as dedicated were the single operators, right down to those with the simplest of equipment and antennas. In addition to those putting in a serious entry, many other stations came on the band to boost activity, as shown by the leading station's total of 420 contacts.

For the fourth consecutive year, the

winners cup goes to the "Bug Bashers" Contest Group, this year operating as GW8TFI/P on the 640m peak in Radnor Forest, mid-Wales. The group comprised Chris Easton G8TFI, Tim Kirby G4VXE, Roger Ward GW5NF and Dave Robinson G4FRE. Close behind them were newcomers to this particular event, the "Hillbillies", GW4APA/P near Wrexham. The leading English station is in third place, Martyn Wright and Neil Underwood as G4RLF/P on Win Green Hill in Wiltshire, from where they also led the G entries in 1983 and 1984. This was also the leading station using a single antenna.

The new *PW* Tennamast trophy goes to

the leading Scottish station, the Civil Aviation Authority Radio Society (Prestwick), GM4CAA/P located on Lowther Hill, on the border of Strathclyde and Dumfries & Galloway regions. The top Irish station was, as last year, the Wicklow Contest Group, EI3GF/P near Wicklow Town. The leading single operator station was that of Michael Ryder G0CDA/P (near Leek, Staffordshire), in an impressive 4th place overall, the highest a single operator has ever come in the results. The leading fixed station was a group led by R. Noden G4YST at Eastbourne.

All the above mentioned are certificate winners—see the tables. Also listed are the top ten stations in the multi and single operator categories. If you would like a detailed results list of all 159 entrants, send a large s.a.e. to the *Practical Wireless* offices. The leading station in each locator square also receives a certificate—these are listed in the table.

Single Antennas

The introduction this year of a certificate for the top station using only a single antenna was popular. A typical comment was that of G4OEU/P: "I was pleased to see the introduction of the single antenna certificate which seems to be in keeping with the original spirit of the event". As noted above, the certificate is won by G4RLF/P, who were also the leading English station, and in 3rd place overall, showing what can be done with a straightforward antenna (a 6-element quad). The top ten stations using a single antenna are listed in the table.

The Jodrell Bank contest group, G4NDH/P, also liked the single antenna idea, but warned that "we may try to use our alternative antenna next year—a 76m diameter paraboloid (Jodrell Bank Mk 1A radio telescope)!" Not every group using one Yagi did so by choice, G4NYN/P "intended using 2 x 19-ele. Yagis, but on erection these collapsed... we salvaged enough elements to make one Yagi".

Leading Multi-Operator Stations

Pos.	Name	Callsign	Score	QSOs	Squares	Location	Antenna	a.s.l. (m)	TX/RX
1	Bug Bashers Contest Group	GW8TFI/P	14280	420	34	I082JG	4 x 9Y	640	FT225RD
2	The Hillbillies	GW4APA/P	12441	377	33	I083KB	4 x 9Y	455	µTek TV
3	Martyn Wright & Neil Underwood	G4RLF/P	8568	252	34	I080WX	6Q	275	TS700
5	Sheppey Outcasts Contest Group	G4BVY/P	8288	259	32	I082LB	3 x 17Y	380	FT225RD
6	North Wakefield Radio Club	G4NOK/P	7904	247	32	I093BS	2 x 17Y	365	FT225RD
7	Worthing & District ARC	G3WOR/P	7668	284	27	I090TV	2 x 16Y	220	FT290R
9	Scrounge It All Contest Group	G1RDX/P	7140	210	34	I091TW	4 x 9Y	185	IC271E
10	L. Parrott & M. Hallsworth	G0AMU/P	6534	242	27	I083WE	2 x 10Y	405	IC290E
11	Civil Aviation Authority RS	GM4CAA/P	6496	232	28	I085DI	17Y	725	IC251E
12	North Buxton Radio Club	G0EQU/P	6396	246	26	I093AG	13Y	535	FT726R

Leading Single-Operator Stations

Pos.	Name	Callsign	Score	QSOs	Squares	Location	Antenna	a.s.l. (m)	TX/RX
4	Michael John Ryder	G0CDA/P	8323	287	29	I093AD	13Y	465	FT290R
8	Tony Wyn Jones	GW4VEQ/P	7223	233	31	I073SG	8Q	35	TR751E
19	Chris Partington	G0CLP/P	5049	187	27	I084IG	8Y	610	TR7010
25	Tim Raven	G4ARI/P	4301	187	23	I081XW	2 x 8Y	330	IC202S
28	Adrian Jordan	G0HAS/P	4094	178	23	I081XG	17Y	230	TR751E
36	Mike Smith	G6YZR/P	3340	167	20	I093FB	12Z	315	FT290R
40	Dave Evans	G03YLE/P	3124	142	22	I074TF	9Y	240	H'brew
42	Colin G. Hides	G1JME/P	3016	104	29	J003AD	14Y	115	FT290R
48	Terry Bruce	G6IAT	2806	122	23	I091TV	2 x 17Y	160	FT767GX
49	Tony Crake	G1GVA/P	2641	139	19	I091GI	13Y	290	TR751E

Weather and Propagation

Many entrants enjoyed the weather that has become customary for this event; "contest day was very hot and sunny" said GM4SUF/P. "Weather, despite the very adverse forecast, was extremely good" at G6IEK/P. Unfortunately, this was far from the universal view, it was "overcast, misty, with occasional heavy rain" at GMOBRS/P, and PE1JVH had "rain, rain and more rain".

As for propagation, GW3POM/P comments "the mediocre weather was matched by the conditions on 2 metres". That may be rather an understatement, words like "terrible!" (GM6FPX/P) or "very poor indeed" (GW8TFI/P) being more commonly used in the reports. GOAFH admits, "conditions during the contest were not good at all, at one stage I went outside to check the antenna was still there!". "Very disappointing conditions" at PI9IRC, too, "after 2½ hours and 14 contacts I decided it would be better to spend the afternoon cutting the grass."

Despite all this, there were still some good contacts to be made, for example G1JME/P was "very pleased to work LX2GB/P—quite rare." Operators continue to be surprised at what they can achieve with QRP: "We were very surprised what 2.5 watts into a 10-ele. Yagi just 6m off the ground can do—best DX was in IO87 square" say G6ARC/P (in IO92).

Activity

The most commonly repeated remark from entrants concerned the level of activity in Scotland. "A pleasure to hear so many GM stations on the air" said G4NDH/P and many others. "A big plus this year was the activity from GM", comments G4WUS/P, "squares like IO76, 78, 87 and 88 are rare and it is a delight to hear them on the air". Unfortunately this increased activity was not matched by a large increase in the number of GM entries received, 17 compared with 14 in 1986.

A request comes from G4NAV/P: "one item I would like to see in the results is a list of squares activated during the contest". This seemed like a good idea—of course, the table of leading stations shows which squares had contest entrants active, and there are 35 of them. But what other squares were activated by non-contestants? The answer is given by the map; the numbered squares are those which were contacted at some time or other by at least one contest entrant. There are a staggering 66 of them, so if you were beginning to think by mid-afternoon, that you had worked all the available squares, think again! Even the winners only worked just over half of the possible squares.

By the way, for those mystified by the appearance of JO16 on the activity map, in the middle of the North Sea, this was LA1EKO on one of the oil rigs, worked by a select few stations.

The logs submitted as entries were of a generally better standard this year. In this piece last year, the common error of omitting a portable suffix was noted. Several entrants remarked, like GOAZT/P, "the points made about the /P suffix seem to have been understood and most stations seem to have got their act together". On the other hand, GW3UAX/P observes that "many stations were still not adding /P, /A, etc., until we asked for them". Still room for improvement, then, but certainly fewer points have been lost this way than in previous events.

Practical Wireless, November 1987

Leading Stations in each Locator Square

Square	Name	Callsign	No. entrants in square
IN79	The Rare Square Group	G1IJQ/P	1
IN89	Dave Hewitt	GJ8ZRE/M	1
IO62	Wicklow Contest Group	EI3GF/P	1
IO63	North Dublin Radio Club	EI0NDR/P	1
IO64	Alex Vize	GI4MBO/P	1
IO67	Calum J. MacPherson	GM0EWX	1
IO70	Cousin Jack Contest Group	G6GWX/P	4
IO71	Roger Stansfield and others	GW3UAX/P	3
IO73	Tony Wyn Jones	GW4VEQ/P	1
IO74	Dave Evans	GD3YLE/P	2
IO75	Mrs. Christine M. Brown	GM4WEW/P	1
IO76	Glasgow VHF Contest Group	GM6FPX/P	1
IO78	Dukes of Sutherland CG	GM4SUF/P	1
IO80	Martyn Wright & Neil Underwood	G4RLF/P	5
IO81	Mr. Bev J. West	GW1SSQ/P	8
IO82	Bug Bashers Contest Group	GW8TFI/P	9
IO83	The Hillbillies	GW4APA/P	11
IO84	Galloway Contest Group	GM0CLN/P	4
IO85	Civil Aviation Authority RS	GM4CAA/P	7
IO86	Alva Contest Group	GMOGDL/P	3
IO87	Allan G. Duncan	GM4ZUK/P	1
IO88	Caithness Radio Amateur Soc.	GMOCRA/P	3
IO90	Worthing & District ARC	G3WOR/P	7
IO91	Scrounge It All Contest Group	G1RDX/P	19
IO92	Atherstone Amateur Radio Club	G6ARC/P	19
IO93	Michael John Ryder	GOCDAP/P	22
IO94	W. A. Bingham	G4WUS/P	2
IO95	Mr. Walter Trevor Brown	G1BBY/P	1
JO00	R. Noden & others	G4YST	2
JO01	Meopham Parish Radio Club	GOAFH	9
JO02	East Suffolk Wireless CG	G8TIR/P	4
JO03	Colin G. Hides	G1JME/P	2
JO11	Godfrey Hands	PE1GR/L/P	1
JO20	Andy McClelland (G0DKN)	PI9IRC	1
JO22	Jaap Nap	PE1JVH	2

General operating standards in the contest were high, as usual, and "the friendly spirit of the event was just as strong as last year", notes G4ARI/P. Of course, there were the odd exceptions to this, and some problems are almost unavoidable with such a high band occupancy, for example G1GVA/P heard "so many stations calling CQ on exactly the same frequency—on 3 occasions I called one only to be answered by another".

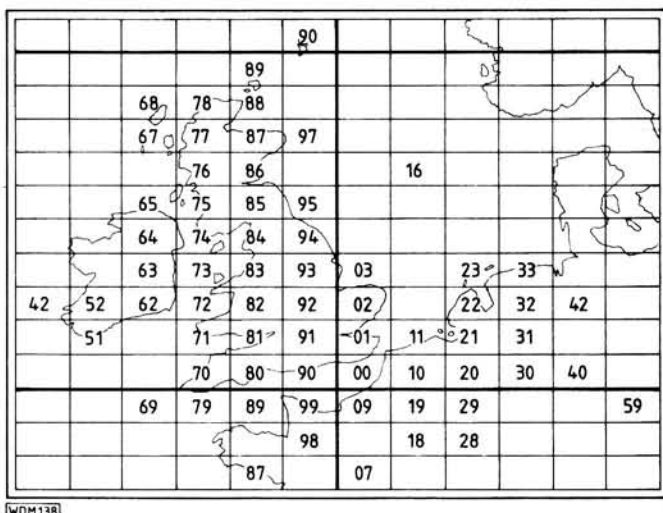
"What a pleasure to operate again—not a bad signal heard" comments G6GWX/P, in common with several others. Complaints about bad signals were very few this year, and no consistent grumbles were levelled at any particular station. As has been stressed before, and noted by GOAMU/P, "with signal strengths well over S9, overload of the receiver can never be out of the question".

There are still a few stations who seem to think that everyone but themselves are cheating with regard to the 3 watt power limit. As has been well covered in this column in previous years, this belief stems from a mistaken expectation that QRP

signals should be weak. It is perhaps worth restating the obvious: 3W is only 10dB lower than 30W, and if a signal is "very strong" the difference between, say S9+40dB and S9+50dB is imperceptible (if the receiver a.g.c. is working properly). Indeed, one station who found themselves being accused of running excess power lowered their output by 20dB (to 30mW), and the complainant could not apparently detect the change.

Of course there is no guarantee that any station is operating within the power limit, and we have to rely on trusting entrants in this regard, and ask what pleasure operators would gain from deliberately transgressing this rule. However it is certain that a high power station will never be spotted by how *loud* it sounds—it is only at the weak end of the strength range that power differences can be easily noticed. With this in mind, the adjudicator's station, G4HLX/P (in IO91) has continued to work stations after minimising transmit and receive signals with a switched attenuator. This has led to some quite remarkable contacts on real QRP—a number of the

Fig. 1: Map showing the locator squares in which stations were active during the contest



leading stations were worked using less than 5mW (yes milliwatts!) output, lower power than the local oscillator in many receivers!

A similar procedure was tried by G4AGQ, who "thought I would experiment with the attenuator and try some real QRP". His log shows output power in an additional column—four contacts were completed using only 250µW (microwatts!), including one of over 60km, which is equivalent to 150 000 miles per watt (there used to be an award for 1 000 miles per watt!).

Equipment

This being the fifth of these contests held, it seemed an appropriate time to survey the types of equipment in use and to see if there have been any changes since the first contest in 1983. The pie chart shows the distribution of transceiver models used in this year's contest. The FT-290R remains by far the most popular, but represents 46 per cent of the rigs in use this year compared with 57 per cent four years ago. The difference has partly been taken up by increased use of the larger base stations particularly the Yaesu FT-221R and FT-225RD models and the Icom IC-211/251/271E family. Some 19 per cent of transceivers used this time were one of these, compared with 11 per cent in 1983.

It is particularly encouraging to see four stations using home-brew transceivers or transverters this year, G1EHF, G3GHN/P, GD3YLE/P and G1OGDP/P. Of course plenty of other stations were using home-made accessories, particularly speech processors.

Turning to antennas, these are summarised in the bar chart in terms of the total number of elements in an array. Also shown is the distribution of single and multiple antennas. A striking feature of the

Fig. 2: Relative proportion of different transceivers in use by entrants in this year's contest

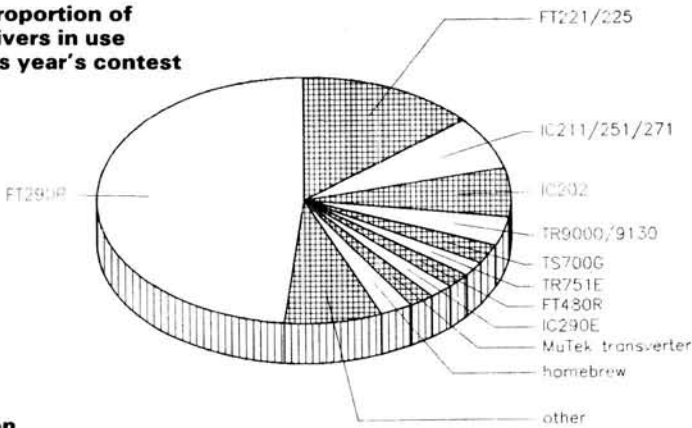


Fig. 3: Distribution of antenna sizes used by contest stations

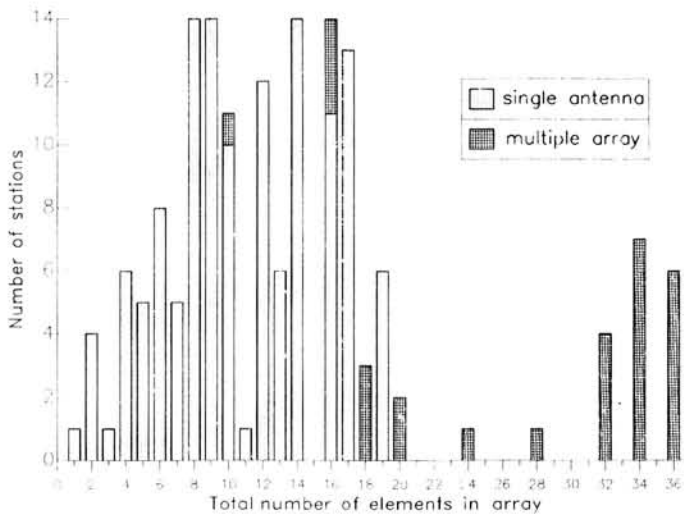


chart is only one 11-element antenna and a complete lack of any with 15-elements, and similarly no 22- or 30-element arrays corresponding to a pair of Yagis of this size. There was one other array not shown on the chart; one of 51-elements—G4BVG/P with 3 x 17-element Yagis.

Here and There


Comments from entrants always contain a collection of their experiences. "Highlight of the day" at G0HAS/P "was some rather 'posh' lady enquiring 'Are you monitoring for noise levels across the

Practical Wireless 144MHz QRP Contest 1987

Pos.	Callsign	Points	Pos.	Callsign	Points	Pos.	Callsign	Points	Pos.	Callsign	Points
1	GW8TFI/P	14280	41	G8CAR/P	3021	81	G6IEK/P	1365	121	G0ABS/A	720
2	GW4APA/P	12441	42	G1JME/P	3016	82	GM1DSK/P	1349	122	GM4SUF/P	720
3	G4RLF/P	8568	43	G1ORC/P	2982	83	G1XRC/P	1314	123	G3RSC/A	711
4	G0CDA/P	8323	44	G6ARC/P	2877	84	G4UWH/P	1313	124	GM4UYZ/P	676
5	G4BVG/P	8288	45	G1WPF/P	2869	85	G1GNC	1278	125	G4SSD	650
6	G4NOK/P	7904	46	G4UHF/P	2840	86	G1RER	1248	126	GM4ZUK/P	624
7	G3WOR/P	7668	47	G6CLX/P	2831	87	G3BXF	1248	127	G1TAI	610
8	GW4VEQ/P	7223	48	G6IAT	2806	88	G0BNC/P	1232	128	PE1GRL/P	608
9	G1RDX/P	7140	49	G1GVA/P	2641	89	G1GFZ/P	1230	129	G1WRS	605
10	G0AMU/P	6534	50	GW3POM/P	2541	90	G1VEM	1185	130	GW1HKY/P	583
11	GM4CAA/P	6496	51	G6LKB/P	2530	91	G4ZVS	1184	131	G1EHF	572
12	G0EQU/P	6396	52	GM0GDL/P	2508	92	GM0BRS/P	1134	132	G10GY/P	572
13	GM0CLN/P	6384	53	G4WUS/P	2507	93	G6SBR/P	1105	133	G6XPY	550
14	G4NDH/P	6237	54	G1JKX/P	2392	94	G1XCO/P	1105	134	G1JWO/P	531
15	GW3UAX/P	5600	55	G8EYV/A	2373	95	G1SAS/A	1088	135	G4FVK	520
16	G4ZUN/P	5400	56	G0BWD/P	2299	96	G3MAE/P	1072	136	GJ8ZRE/M	518
17	G8TIR/P	5160	57	G3ISO/P	2266	97	G1OGDP/P	1024	137	G1BBY/P	481
18	G1TRS/P	5075	58	G3ERD/P	2176	98	G3SVC/P	1020	138	GM4LAA/P	456
19	G0CLP/P	5049	59	G6SFR	2156	99	G1IZB/P	1008	139	G4NYN/P	441
20	GW1SSQ/P	4994	60	G0AFH	2124	100	G0GTT/P	1008	140	G6YLW	400
21	G8IUB/P	4888	61	G4NAV/P	2025	101	G8JTD/P	1003	141	G1URU	350
22	G4SKA/P	4644	62	G4SLH/P	2006	102	G4FUH	980	142	G6LBW	338
23	G1FBH/P	4475	63	GW3FFE/P	2000	103	G6KDZ	949	143	G1SNG/P	301
24	G8DDC/P	4393	64	G6TKY/P	1976	104	E10NDR/P	936	144	G6PFN	259
25	G4ARI/P	4301	65	G3BPK/P	1944	105	G1LPB	936	145	PE1JVH	234
26	GW1VHF/P	4234	66	G1STH/P	1905	106	G1JDP/P	918	146	G1IJQ/P	234
27	G6GWX/P	4147	67	G0AZT/P	1881	107	G0GBI	896	147	GM0HLV/P	176
28	G0HAS/P	4094	68	G4TSW/P	1862	108	G1IMM	884	148	G0FUW/P	176
29	G8DDY/P	3916	69	G3GHN/P	1728	109	G1STO/P	864	149	G0HGA	156
30	GW1VAR/P	3719	70	G1DWI/P	1700	110	G1ONE/P	858	150	G4AGQ	126
31	G4YST	3650	71	G1UUX/P	1695	111	GM4DCL/P	848	151	PE1IWS	120
32	G0FEH/P	3634	72	G4PYD/P	1634	112	GM0CRA/P	838	152	G1VNS	96
33	GW4YPC/P	3624	73	GM6FPX/P	1632	113	G6BOB/P	806	153	P19IRC	84
34	G4GXP/P	3564	74	G0AYM/P	1617	114	G1WJP/P	798	154	GM1GGP	84
35	G6VWH/P	3408	75	G0ELA/P	1584	115	GM4WEW/P	780	155	G6XAL	70
36	G6YZR/P	3340	76	G0FEZ	1504	116	G4YTR	780	156	G1OPV/P	68
37	G1NUS/P	3339	77	G4GTT	1498	117	G1BHR/P	780	157	G4PTI/A	66
38	G0CYB/P	3278	78	G4OEU/P	1463	118	G1SDF/P	770	158	GM1JPJ/P	39
39	E13GF/P	3276	79	G8PPQ	1430	119	G1TWK	748	159	GM0EWX	28
40	GD3YLE/P	3124	80	G4RES/P	1380	120	G14MBO/P	736			




G1EHF/P. The home-brew transceiver of Dave Austin, Stanwell




G1JW0/P. The Alvechurch Group, near Alvechurch




GW8TFI/P. The four vertically stacked 9-element Yagis of the overall winners



GM1DSK/P. Steve Keay and Mike Clark on Craig Lea, Logiealmond



GM4SUF/P. The Dukes of Sutherland Contest Group, located near Golspie



G6CLX/P. David and Martin Lloyd on Winter Hill above Bolton



G1FBH/P. Vince Bobin, Howard Stuart-Turner and John Barton near Kinsbridge



G8JTD/P. Otley Radio & Electronics Society, located near Ilkley

Leading stations using single antennas

Pos.	Name	Callsign
3	Martyn Wright & Neil Underwood	G4RLF/P
4	Michael John Ryder	G0CDA/P
8	Tony Wyn Jones	GW4VEQ/P
11	Civil Aviation Authority RS	GM4CAA/P
12	North Buxton Radio Club	G0EQU/P
14	Jodrell Bank Contest Group	G4NDH/P
16	Colin & Carole, Worksop	G4ZUN/P
17	East Suffolk Wireless CG	G8TIR/P
18	Tenbury Wells Radio Society	G1TRS/P
19	Chris Partington	G0CLP/P

plain?" G0GTT/P says "if only the antenna attracted signals like it did sheep", and GW1SSQ/P found that "Welsh sheep love UR67 cable". G0BNC/P "had to stop three times to take the cover off the TX to let the spiders out... they get in when small and have to be let out once a year on the contest!"

GM4CAA/P was amazed to hear "W stations around 144.4MHz—after recovering from the shock I discovered someone was replaying a tape of the preceding Friday night opening on 50MHz". One station who contacted G0AZT/P "was convinced that we were running a tape loop for the CQ contest call.

The truth is that one of our operators was getting carried away—when he gets going he sounds like a robot".

GM6FPX/P found themselves part of "a busy day on the summit". Like several other groups who had set up on the previous day, they shared the peak with "80 brave souls out overnight" for the Summer solstice. On the Sunday there were stations active on 50, 430 and 1296MHz in addition to themselves on 144MHz. Then they were joined by "400 people on a sponsored hill climb/fell run", an event assisted by RAYNET, bringing another six 144MHz stations onto the slopes.

Meeting Old Friends

The contest adjudicator is very grateful to G6DZH and G4ZPP for supplying check-logs, and to all who operated and submitted entries for this contest. Special thanks are due to Tennamast for supplying their trophy. Many groups express thanks to various people for helping their effort, for example to land-owners for granting permission to use portable sites, but there is not space to list all these here. The winners, GW8TFI/P, however, have asked in particular to thank G8VZT for his co-operation and loan of a tent. GW3POM/P has also asked for a correction to be noted: he told several stations who asked for his WAB area that he was in ST08—this should have been ST09.

The final comment comes from G0FUW/P: "It's nice to operate again in this contest, it's like meeting old friends again". The next chance to do so will be in the 1988 *Practical Wireless* 144MHz QRP Contest. This will again be held on a Sunday in June. The exact date will be announced soon in *PW*, once it has been fixed to try to avoid clashes with other events.

PW

Confessions of a Radio

There are not many employers who, having had one of their less experienced servants quit them to go abroad, would welcome him back like the Prodigal Son two years later and give him one of their plum jobs. Yet this happened to Roger Lancaster in the spring of 1961 when he rejoined the P&O line on his return from New Zealand.

I was appointed Fourth Radio Officer of P&O's newest and biggest ever liner, the *Canberra*, which was about to sail on her maiden voyage.

A less naïve individual would have realised that one of the original radio officers had resigned suddenly and yours truly was the only substitute available. Also there were eight radio officers—Chief, First, two Seconds, two Thirds, and two Fourths—so the rank was the lowest in the radio department. Then there was the workload... But ignorance is bliss, and I felt highly honoured.

My watch was the 12 to 4, that is noon to 4pm and midnight to 4am. During these times I was the w.t. watchkeeper, sending and receiving telegrams, receiving weather reports and press broadcasts, all in Morse at between 20 and 30w.p.m. I shared the watch with the Senior Second, who handled the radiotelephone calls, the Tannoy system and the passenger counter during the day. At night, he edited the press and would spend much of the time with the printer, whose printshop was deep in the bowels of the ship.

The Globespan w.t. transmitter was about 300 watts and there were two Atalanta double-superhet communications receivers. There was also a direction-finder, emergency transmitter (100 watts output, 24V battery supply)

an autokey which could send out an SOS on either of the transmitters if no skilled operator was available, and an emergency receiver which was permanently on loudspeaker watch and tuned to the international distress frequency (500kHz). For three minutes every half-hour, all w.t. work on this frequency had to stop and during these "silence periods" all ships' operators would listen out particularly intently for possible SOS calls.

All the w.t. gear was Marconi. Transmitting antennas were long wire. Two receiver antennas were whips and the rest suspended wire.

Connecting rooms included the radiotelephone office, which housed one of the first marine s.s.b. transmitters (Marconi), two of the earliest Racal communications receivers and two Redifon v.h.f. radio-telephone sets. Also adjacent was the Tannoy system room, with two tape recorders, two broadcast receivers and racks of amplifiers serving every public room, deck space and the crew quarters. From here piped music on two channels was directed to all cabins throughout the day.

The air-conditioning fought a losing battle against hundreds of valves which glowed continually in these rooms (nothing was transistorised) and conditions were uncomfortably hot in the tropics.

The radio office windows over-

looked the Sun Deck and the first class swimming pool, providing some very interesting scenery for the watchkeeper in the occasional quiet periods of the day.

During the night we had many pages of press to receive—three hours of US news from San Francisco, two from Sydney and ninety minutes of British news from Portishead. It was quite a privilege to be the first on board to hear of some of the happenings in the outside world, but much of it was rather tedious and any errors could be very embarrassing when the daily newspaper appeared.

"You've got a ten-year-old gelding running in the Derby!" an irate unofficial ship's bookie would yell into the telephone, and an incorrectly-placed decimal point in the share prices would prompt a stockholding passenger to throw an expensive celebration party only to find the next day that he had lost rather than made money.

I never did attain the prowess of the "old hands", who not only received press without error when the signal was the weakest of three on the same frequency, but could type it direct on the typewriter, edit it, stir and drink a cup of tea and fill in a football coupon all at the same time.

Working hours did not end with the watch. From 10am to noon I did certain maintenance work, perhaps charge the lifeboat batteries, fix a faulty microphone or repair the crew antenna system. The latter comprised a long wire antenna which fed all the crew cabins via a wideband amplifier and miles of coaxial cable which had to be tested daily. Short-circuit coaxial cable was common: crew members trying to get some sleep in their bunks being disturbed by their neighbours' radios would push a drawing pin through the cable. With a crew of nearly 1000, such faults took some time to trace.

Then there was TV duty. The *Canberra* was fitted with an extensive television network. From a control room just aft of the bridge, programmes were relayed by coaxial cable to many public rooms, crew lounges and some first class cabins. All receivers were 525-line (US) system but broadcasts could be received using any of the world's systems and these converted in the TV room (more hundreds of valves). This was fine in port, but at sea the programmes were all from films carried on board. The radio officers

Practical Wireless, November 1987



Officer



had to operate the projectors and cameras for children's programmes between 5 and 6pm and adult programmes from 7 to 10pm. I had to do about an hour of this a day.

There were free periods, though. After 4pm there was time for deck games or sunbathing, and after dinner junior officers could join in passenger entertainments until 10.30pm when we had to disappear from public view. This led to cabin parties which sadly had to be left just before midnight when the watch began again.

The more senior radio officers, outside of their watches, had to maintain the cinema, TV and Tannoy gear and all the electronic navigation aids on the bridge. These included two Kelvin Hughes radars, one of them a pre-production photographic radar which kept a record on film of all the ship's movements, a Decca navigator, two echo-sounders and Tannoy and v.h.f. terminals.

Once a week we had emergency boat drill. My boat station was on the bridge where I operated the boat order system, through which instructions could be broadcast to the lifeboat embarkation points. In the event of a genuine abandon ship situation I was to remain on the bridge until all the boats had gone, then I could proceed to my own designated boat which was way down at the stern and would take fifteen minutes to reach from the bridge even under perfect conditions. Nobody was ever able to explain to me the logic of this arrangement. I couldn't swim. I spent many worried hours on the bridge at boat stations.

Two of the motor lifeboats had built-

in radio cabins, with transmitter, receiver and autokey.

Full uniform had to be worn at all times in public—even when climbing into a lifeboat in a force ten gale. In the evenings, special mess was worn—a penguin-like outfit.

One function we were obliged to attend if not on watch was the Captain's cocktail party. We had to make conversation with the guests and a close eye was kept on junior officers to ensure they circulated—and woe betide any who spent too long chatting up the younger female passengers.

In port, when we were off watch, we could go ashore and see the sights. We sailed from Southampton and called at Gibraltar, Naples, Suez, Aden, Colombo, Fremantle and Melbourne before arriving in Sydney. The ship stayed four days in Sydney, but spent only about 12 hours in most ports. From Australia we went on to Auckland, Honolulu, Vancouver, San Francisco, Los Angeles, then all the way home again, visiting the same places as on the outward voyage, except that we called at Wellington instead of Auckland.

The ship received a very warm reception at all ports of call, but particularly in Vancouver, where the whole town seemed to come to a standstill. The ship was met by tugs playing their fire hoses high into the air and we were the subject of continuous radio programmes all day.

I served aboard the *Canberra* for twelve months, then left to sail on other vessels. But I returned to her in the late 'sixties when I was a Second Radio Officer, responsible at first for

the television and later for the cinema and navigation equipment. It was during this period that I met on board the girl who was to become my wife—the result of a blatant breach of the Captain's cocktail party circulating rule.

I left the *Canberra* and the P&O Company finally in 1968, but we were lucky enough to be able to visit the ship in Southampton in 1980 and show her to our four children. The TV system had been removed, the w.t. equipment had been replaced by more modern gear and there were newer radars on the bridge.

The ship was now one-class and the original lounges and ballrooms all seemed to have been converted to night club-type rooms. The officers, even the Captain, were wandering around in their shirt sleeves—previously this would have been a very serious offence.

It was sad to see the old ship converted for use in the Falklands War and I felt sorry for the radio officers whose view from their office was now a helicopter pad instead of a swimming pool. I was horrified to see her some weeks later on television, anchored in San Carlos Water, a great big white sitting duck with bombs dropping all around. Her survival could only be interpreted as an answer to prayer. Then her triumphant return to Southampton, rust-stained but intact, brought the tears to my eyes.

For a ship, she is now elderly, and her radio equipment is, I suspect, rather out of date. But when she finally goes to the scrapyards a part of my life will disappear too.

PW

SWAP SPOT

Have Konica TC-X s.l.r. f1.8/50, case, twinflash, gold tripod (unwanted gifts). Would exchange for short wave/world radio, mini cassette, PRO Walkman or small multi standard TV. Mr Michaels. Room 5. YMCA, Charter Place, Watford WD1 2RT. Tel: 33034. D376

Have Sharp SG400E 70WT Dolby stereo music centre, brand new, has been used only a few times (cost £550). Would exchange for Sony CRF330K, ICF PRO80, Panasonic RF-B600 or RF9000RX. Amoroso, 60 Highfield Road, Salford, Lancs. M6 5LA. Tel: 061-743 1570. D395

Have 27MHz York 896 home base rig and various other CB items value £95. Would exchange for any working Bearcat scanner or ICF 7600D. D. Anderson, 14 Torrington Gardens, Loughton, Essex IG10 3TB. Tel: 01-502 2340. D402

Have Adana London, model No. 2HS, printing machine, with lots of type, needs two inking rollers. Would exchange for commercial made keyer with or without paddle. L. Wood, 61 Denison Street, Beeston, Notts. Tel: 256389. D411

Have communications receiver type PCR made by Philips Ltd., prior to 1950. Receiver is without cabinet, a.c. power unit requires attention—set not operated for many years. Would exchange for receiver to obtain BBC World Service 3.955-12.095MHz. M. Painting, Midacre, Yattendon, Newbury, Berks RG16 0XD. D412

Have FRG-9600 RX 40MHz to 960MHz continuous, mobile mount, video board, as new. Would exchange for 144MHz 25W multimode, Trio 9130 or similar. Must be as new and unmodified. G0CXF, 19b Heron Street, Oldham, Lancs OL8 4LP. D420

Have engineering tools, micrometers, gauges, dial clocks, cutter, etc., many items books value well over £1500. Would exchange for h.f. rig, 144MHz, 430MHz multimode. Goodwin. Tel: 0454 414516 for list. D435

Got a camera, want a receiver? Got a v.h.f. rig, want some h.f. gear to go with your new G-zero? In fact, have you got anything to trade radio-wise?

If so, why not advertise it FREE here. Send details, including what equipment you're looking for, to "SWAP SPOT", Practical Wireless, Enefco House, The Quay, Poole, Dorset BH15 1PP, for inclusion in the first available issue of the magazine.

A FEW SIMPLE RULES: Your ad. should follow the format of those appearing below, it must be typed or written in block letters; it must be not more than 40 words long including name and address/telephone number. Swaps only—no items for sale—and one of the items MUST be radio related. Adverts for ILLEGAL CB equipment will not be accepted.

The appropriate licence must be held by anyone installing or operating a radio transmitter.

Have Eddystone 770R, 19MHz to 165MHz. Hammarlund HQ170, 1.8MHz to 54MHz, R208 10MHz to 60MHz, Microdot c.w. RTTY, ASCII, SMC monitor scope, mobile charger and stands for 2500. Would exchange for HD rotator, 430MHz equipment, h.f. linear, w.h.y? McCallum G4VNG. Tel: 0733 231639. D441

Have 1920s crystal set, working, with original cats whisker and Browns "A" period headphones. Would exchange for good s.l.r. camera. G4FFO. Tel: Cambridge 860150. D445

Have Practical Wireless 1950-1980 plus other radio books. Would exchange for anything h.f. Also have WWII aerial survey cameras F24 and K20s. Would exchange for 144MHz handheld or Sony 2001, 2001D, ICF7600D. Tel: 0875 610858 after 6pm. D449

Have modulator amp simple conversion linear, 100-1000kHz Halli-crafters standard unit, SCR522TX 144MHz 832 p.a., 400V 200mA unit, cabinet unit 350V. Would exchange for older 144MHz handheld. Orr. 021-743 5068. D456

Have compressed air breathing set, ex-fire brigade, fully reconditioned with cylinder test certificate. Would exchange for h.f. or v.h.f. RX or w.h.y? for s.w.l. Would make cash adjustment if necessary. Newby. Tel: 0482 813439. D460

Have TR-9000 144MHz multimode, Canon T70 s.l.r. camera, zoom lens, etc., complete 8mm cine outfit. Would exchange for modern h.f. rig (digital). Belcom LS102L, or w.h.y? Many items considered. Dave. Tel: Ely 722704 (daytimes). D462

Kitchen Konstruktion

In this occasional series Richard Q. Marris G2BZQ hopes to dispel some of the fears harboured by people about the difficulties of constructing electronic equipment in the home.

We all must have read constructional articles in which an aluminium chassis of one size or another has been specified.

Now this is fine, except that probably the majority of home constructors do not have access to sheet metal working facilities. A similar number have no workbench and only limited use of the kitchen table, as this is shared with other inhabitants of the house. These tend to have a nasty habit of breathing heavily and threateningly into one's left ear; while firmly grasping the Hoover in the right hand to clear up the mess. Then there's the inevitable protest at the constructional noises issuing forth from the kitchen.

Yet it is all so simple and speedy. Advertisers such as Radio Component Specialists, and many local sheet metal suppliers that are often listed in the Yellow Pages under aluminium stockholders, will supply you with aluminium angle and plate of various sizes. Your local d.i.y. shop could be another source of aluminium angle of various sizes, mainly for secondary glazing purposes. The only problem with most d.i.y. shops is they seem to be "semi-

metricated". Thus recently a 2 metre length of $\frac{3}{4}$ in aluminium angle was purchased from the local shop (size in inches and length in metres!). This, it will gently be explained, is because we are in the EEC! They are not alone—after all some of our coinage is still stamped in Shillings and our road signs are still marked in m.p.h. No wonder that mainland Europeans think that we are mad!

Construction of the chassis is simple, and can be done with a Junior

Hacksaw and wheelbrace. Some simple constructional ideas for chassis are shown in Fig. 1.

The chassis plate can be made from aluminium, glass fibre or s.r.b.p., this includes copper-clad p.c.b. material. It can be fixed together with small nuts and bolts, as shown, or with Superglue. If Superglue is used then it will be necessary to fix "shorting links" between chassis plate and angle sides. Larger chassis will also require a strip of angle at the ends, particularly if the chassis is to bear any weight. In this case all side walls should be reinforced with a short length of angle at each corner.

The results look more professional than the usual home fabricated chassis—and it is much easier to drill holes assemble components and do wiring on a flat chassis plate than in the innards of a complete chassis.

(Another good source of aluminium angle and plate is a local scrap yard. That is if you're not too fussy about dimensions and cleanliness of the material. Aluminium from this source is generally very cheap, scrap prices in fact!—Ed.)

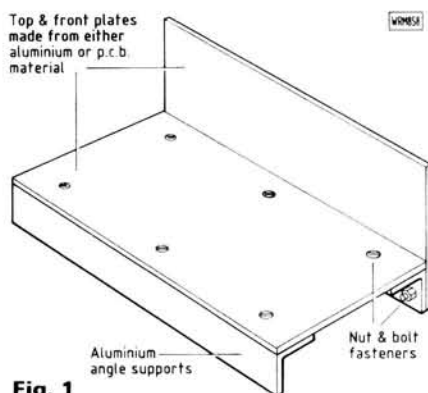


Fig. 1

SCAN IN ON THE ACTION

uniden®

**Beacon®
SCANNERS**



uniden®

Uniden U.K. Limited, Uniden House,
East Portway, Andover, Hampshire SP10 3LX
Tel: (0264) 55133. Facs: (0264) 55103.
Telex: 477435

U.K. Suppliers: Telecomms
189 London Road, North End, Portsmouth PO2 9AE
Tel: (0705) 662145. Telex: 869107

MAIL ORDER
IS OUR
SPECIALITY

Kenwood

PLEASE NOTE LOWER KENWOOD PRICES

SPECIAL OFFERS WHILE STOCKS LAST

			P&P
TM201A	2M 25W Mobile	259.00	(5.00)
TR2600E	2.5W 2M Handheld with DCS	199.00	(4.00)
TR3600E	70cms Handheld with DCS	299.00	(4.00)
TS440S	NEW Amateur band transceiver General coverage RX	1138.81	(7.00)
PS50	Heavy Duty PSU for TS440S	222.49	(5.00)
AT140	Auto ATU for TS440S	144.82	(3.00)
TS940S	9 Band TX General Cov RX	1995.00	(7.00)
AT940	Auto ATU for TS940S	244.88	(4.00)
TS930S	9 Band TX General Cov RX	1695.00	(7.00)
TS830S	160-10m Transceiver 9 Bands	1098.00	(7.00)
AT230	Auto ATU Power Meter	208.67	(5.00)
SP230	External Speaker Unit	66.49	(5.00)
PS430	Matching Power Supply	173.78	(5.00)
SP430	Matching Speaker	40.81	(3.00)
MB430	Mobile Mounting Bracket	15.80	(2.50)
FM430	FM Board for TS430	48.05	(1.50)
LF30A	HF Low Pass Filter 1kW	32.26	(2.50)
YK88A	6kHz AM filter for TS430S 440S	49.37	(1.50)
YK88C	500Hz CW filter for TS430 440 830 530	46.08	(1.50)
YK88CN	270Hz CW filter for TS430 440 830 530	54.64	(1.50)
YK88SN	1.8kHz SSB filter for TS430 440 830 530	46.71	(1.50)
MC50	Dual Impedance Desk Microphone	46.08	(2.50)
MC35S	First Microphone 50K ohm IMP	21.72	(1.50)
MC8S	Deluxe Desk Mic with Audio Compensator	107.59	(3.00)
MC43S	Up-Down Hand Mic 6-Pin 500 Ohm	22.22	(1.50)
MC40S	Up-Down Hand Mic 6-Pin 500 Ohm	19.07	(1.50)
MC60A	Desk Mic with built-in Pre-amp	88.22	(3.00)
MC5S	Mobile Microphone with control box (up down etc.) 6 or 8 pin	52.67	(2.50)
TR751E	2M Multimode (mobile)	599.00	(5.00)
MU1	DCL option for TR751E	30.95	(1.00)
TS711E	2M Base Stations	740.00	(7.00)
HS5	Deluxe Headphones	37.54	(2.50)
SP40	Mobile External Speaker	21.06	(2.00)

NEW

TH205E	2M Handheld Transceiver	215.26	(4.00)
TH215E	2M Handheld with Keypad Entry	252.13	(4.00)
PB1	Nicad Pack 12v 800mAh	57.27	(2.00)
PB2	Nicad Pack 8.4v 500mAh	34.22	(2.00)
PB3	Nicad Pack 7.2v 800mAh	38.82	(2.00)
PB4	Nicad Pack 7.2v 1600mAh	63.19	(2.00)
BT5	Dry Battery Case	11.86	(1.50)
BC7	Rapid Charger	97.42	(3.00)
SC12	Case for (PB2-3)	13.82	(1.50)
SC13	Case for (PB1-4)	14.49	(1.50)
PGV2	DC Power Cable for TH205E 215E	3.96	(1.50)
SMC30	Speaker Mic for TH21E 41E 2600 3600E	28.31	(2.00)
HMC1	Headset Unit with VOX for TH21E 41E 2600 3600E	32.91	(2.00)
RA2	Rubber Flexible Antenna for TR2400 2500 2600E	9.87	(1.50)
RA3	Telescopic Whip Antenna for TR2400 2500 2600E	13.74	(1.50)
TM221E	2M FM Mobile Transceiver 45W	317.30	(5.00)
TM241E	70cms FM Mobile Transceiver 35W	372.08	(5.00)
TH405E	70cms Handheld Transceiver	288.00	(4.00)
TH415E	70cms Handheld with Keypad Entry	298.85	(4.00)
TR851E	70cms All Mode Transceiver	699.00	(5.00)
TW4100E	VHF UHF FM Mobile Transceiver	699.00	(5.00)

Yaesu

FT709R	70cm H-Field	319.00	(—)
MMB10	Mobile Bracket FT709 709	10.00	(1.50)
NC9C	Charger	11.50	(1.50)
PA3	Car Adapter Charger	21.85	(2.00)
MH18B	Hand 600 8pin mic	21.00	(1.50)
MD18B	Desk 600 8pin mic	79.00	(3.00)
MF1A3B	Boom mobile mic	25.00	(2.00)
YH7F	Lightweight phones	19.99	(2.00)
YH5S	Padded phones	19.99	(2.00)
YH1	Lightweight Mobile H set-Boom mic	19.99	(1.50)
YH2	Lightweight Mobile H set-Boom mic	19.95	(1.50)
SB1	PTT Switch Box 208 708	22.00	(1.50)
SB2	PTT Switch Box 290 790	22.00	(1.50)
SB10	PTT Switch Box 270 2700	22.00	(1.50)

NEW

FT690RMKII	2.5W 6M mobile portable mobile base	399.00	(5.00)
FT211RH	2M 45W Mobile	309.00	(4.00)
FT767GX	HF Gen Coverage trans with optional VHF UHF 6M modules	1550.00	(—)
FEK-767-2	2m module for FT767	169.00	(3.00)
FEK-767-7(B)	70cms module for FT767	215.00	(3.00)
FEK-767-6	6m module for FT767	169.00	(3.00)
FL7000	Solid State linear with built in auto ATU	1600.00	(—)
FT727R	Dual Band handheld transceiver 144-146MHz 430-440MHz up to 5W on each band	425.00	(3.00)
FT290RMK-II	2M multimode portable mobile base	429.00	(3.00)
FT23R FM10	2M mini handheld with LCD display 5W	249.00	(3.00)
FT73R FM10	70cms mini handheld with LCD display 5W	269.00	(3.00)

Special Offers

Kenwood TS430S 160 - 10 Metres. General coverage receiver	748.00	(10.00)
Kenwood TS530SP 160 - 10 Metres. Amateur Bands	748.00	(10.00)

THESE OFFERS AVAILABLE ONLY WHILE STOCKS LAST

Receivers

Trio R2000 HF general coverage receiver	595.00	(7.00)
Trio VC10 VHF converter for R2000 118-174MHz	161.94	(3.00)
Trio R5000 NEW HF general coverage receiver	875.00	(7.00)
Trio VC20 VHF converter for R5000 108-174MHz	167.21	(3.00)
Yaesu FRG8800 HF general coverage receiver	639.00	(7.00)
Yaesu FRV8800 VHF converter for FRG8800 118-175MHz	100.00	(3.00)
Icom R71E HF general coverage receiver	825.00	(7.00)
Icom RC11 remote control unit for ICR71E	62.00	(2.00)
AR2002 VHF/UHF scanner 25-550MHz and 800-1300MHz	487.00	(5.00)
FRG9600 VHF/UHF scanner 25-950MHz	509.00	(5.00)
Icom R7000 VHF/UHF scanner, all modes 25-2000MHz	957.00	(7.00)
Icom RC12 remote control unit for R7000	62.00	(2.00)
RS32 synthesised airband receiver 110-139.995MHz	224.05	(4.00)
RS37S Air band portable. Tunable 118-136MHz	69.51	(3.00)

NEW

Regency MX4200 Portable Scanner. Covers 60-89MHz, 118-136MHz, 144-174MHz, 380-495MHz and 800-950MHz. ONLY	328.50	(5.00)
HF125 HF general coverage receiver 30KHz-30MHz (Made in Britain)	375.00	(5.00)

Icom

IC751A	HF Transceiver	1465.00	(—)
IC735	New HF Transceiver	949.00	(—)
PS15	P.S. Unit	158.00	(4.00)
PS30	Systems p.s.u. 25A	343.85	(—)
SM6	Base microphone for 751/745	46.00	(1.00)
IC2900	2m 25w M-Mode	542.00	(—)
IC505	10W/3W 6M multimode, portable base	459.00	(5.00)
IC3200E	2m/70cms dual band mobile, with built in duplexer	556.00	(5.00)
IC02E	2m Hi-Held	299.00	(—)
IC04E	70cm handheld	299.00	(—)
BC35	Base Charger	70.15	(1.50)
HM9	Speaker mic	21.85	(1.50)
BP3	Std Battery Pack	29.90	(1.50)
BP4	Empty Battery Pack	9.20	(1.50)
BP5	High Power Battery Pack	60.85	(1.50)
CP1	Car Charging Lead	6.90	(1.50)
DC1	12v Adaptor	17.25	(1.50)
IC48E	10W 70cms FM mobile	449.00	(3.00)
IC28E	25W FM mobile (11m)	359.00	(3.00)
IC28H	45W FM mobile (11m)	399.00	(3.00)
IC-Micro	2 mini hand portable LCD display 1W	239.00	(3.00)

NEW

IC-275E	2M Multimode Base Station inc. PSU 25W	1039.00	(7.00)
IC-475E	70cms Multimode Base Station inc. PSU 25W	1125.00	(7.00)
IC-1200	23cm FM Mobile, 10W output, style similar to 28E	559.00	(4.00)
ICOM 761	HF general coverage transceiver with internal PSU and auto ATU	2459.00	(7.00)
ICOM IC575	6 metre Base Station	1095.00	(10.00)
IC-900	Multiband FM Transceiver. Requires optional Band Units	459.00	(5.00)
IC-UX19	28MHz Band Unit, 10W	P.O.A.	(5.00)
IC-UX59	59MHz Band Unit, 10W	239.00	(5.00)
IC-UX29	144MHz Band Unit, 25W	229.00	(5.00)
IC-UX29H	144MHz Band Unit, 45W	249.00	(5.00)
IC-UX49	430MHz Band Unit, 25W	269.00	(5.00)
IC-UX129	1296MHz Band Unit, 10W	P.O.A.	(5.00)

Power Supplies

DRAE			BNOS		
4 amp	48.30	(3.00)	6 amp	75.00	(3.00)
6 amp	71.53	(3.00)	12 amp	125.00	(3.00)
12 amp	95.16	(3.00)	25 amp	185.00	(4.00)
24 amp	137.54	(4.00)	40 amp	385.00	(4.00)

Aerial Rotators

DAIWA MR750E	Heavy Duty rotator. Can have up to 4 motors	254.10	(5.00)
KR400	Med H Duty	139.00	(5.00)
KR500	6 core Elevation	149.95	(5.00)
KR600RC	5 core Medium Duty	169.00	(5.00)
KR600RC	6 core Heavy Duty	219.00	(5.00)
KC038	lower mast clamps	17.45	(2.00)
KS06S	Rotary Bearing	29.95	(2.50)
AR1002	Lightweight VHF Rotator	52.95	(4.00)

Switches

Sigma	2 way SO239	20.20	(1.50)
Sigma	2 way 'n' Sskts	22.95	(1.50)
Welz CH20A	2 way SO239	30.75	(1.50)
Welz CH20N	2 way 'n' Sskts	54.00	(1.50)
Drae	3 way SO239	17.00	(1.50)
Drae	3 way 'n' Sskts	21.95	(1.50)

CW/RTTY/Equipment

			P&P
BENCHER			
BY1	Squeeze Key, Black base	67.42	(3.00)
BY2	Squeeze Key, Chrome base	76.97	(3.00)
HI-MOUND MORSE KEYS			
HK708	Straight Key	21.50	(2.50)
HK702	Deluxe version of above on Marble Base	42.50	(3.00)
HK706	Straight key	23.00	(2.50)
HK707	Straight key	22.25	(2.50)
MK704	Squeeze paddle	20.00	(2.50)
MK705	Squeeze paddle on Marble Base	32.20	(3.00)

NEW

RTTY-EQUIPMENT			
PK-232	Packet, AmTOR, RTTY, CW, ASCII, FAX transceiver in one unit. Works with any computer equipped with an RS232C interface. 12V operated	289.95	(4.00)
FAX-1	NEW HF Fax receiver. Obtain weather maps, press photographs and satellite cloud cover detail on any Epson FX-80 compatible printer.	279.95	(4.00)
	12V operated	49.95	(2.00)
NEW FAX	option for existing PK232 users (includes new manual)	49.95	(2.00)
NEW PK-87	1200aud Amateur Packet Radio TNC	169.50	(4.00)
NEW PK-30	Commercial Packet Radio TNC	465.25	(4.00)

SOFTWARE PACKAGES

PK232-CB	128 Cartridge, overlays, cable, handbook	69.00	(1.50)
PK232-BBC-B & Master	E-PROM, overlay, cable, handbook	35.00	(1.50)
PK232-IBM-PC & Compatibles	Disc, handbook	39.00	(2.50)
P87CB	128 Cartridge, overlays, cable, handbook	69.00	(1.50)
PK87BBC-B & Master	E-PROM, overlay, cable, handbook	35.00	(1.50)

NEW FAX-1	Radio Facsimile Weather Map demodulator with double screened printer cable. Includes mounting bracket and NEW RTTY receive facility.	329.00	(4.00)
-----------	--	--------	--------

CD660	Data Receiver for CW/RTTY/TOR AMTOR/ASCII	264.97	(5.00)
CD670	As above but with built in LCD display	327.77	(5.00)

KEYERS & ACCESSORIES

Star Master Key	Electronic Keyer	54.70	(3.00)
NEW Star	Masterkey electronics CMOS memory keyer	95.00	(3.00)
TRX3	Morse Oscillator	13.65	(1.50)
Datong	D70 Morse Tutor	56.50	(2.50)

G-Whip Aerials

Tribander Helical 86	10 15 20 metres	37.55	(3.00)
LF coils for above	30 40 80 160 metres. EACH	8.75	(1.50)
LF telescopic 2 section whip for above	(1 only needed)	6.10	(1.50)
Base mount single hole fitting with 4 metres of coax		8.75	(2.00)
Multiselect 86	10 15 20 metres. Self selecting mobile antenna	39.85	(3.00)
MS coils for above	30 40 80 160 metres. EACH	8.75	(1.50)
MS telescopic whip for above	(1 only needed)	6.10	(1.50)
Heavy duty ball base mount for above, with swivel		7.50	(2.50)
Heavy duty Base mount as above but with Spring		12.25	(3.00)
Bumper strap with antenna mount integral		12.25	(3.00)
Flexibasic 10 metre mobile antenna		28.50	(3.00)
LF coils for above for 12 15 17 20 30 40 80 160 metres. EACH	8.75	(1.50)	
GPL259 Antennas	A range of small light antennas suitable for gutter mounting, has a Male PL259 fitting on the antenna. GPL for 15-20-40 metres, c.w whip. EACH	19.00	(3.00)
GPL for 80 or 160 metres c.w 2 section adjustable telescopic		20.20	(3.00)
(NOTE) A thread adapter is needed when fitting to heavy duty mounts or bumper strap. (not GPL range)		1.50	(0.75)
Base station			
G8 100 8 and 8 Band Self Selecting vertical antenna		100.90	(10.00)

Base station

G8 100 An 8 Band Self Selecting vertical antenna	100.90	(10.00)
--	--------	---------

Aerials

6M Dipole		6.50	(3.00)
6M HB9CV 2 ele beam		12.95	(4.00)
6M 3 ele Beam		22.00	(12.00)
6M 5 ele Beam		32.00	(12.00)
AH-7000	Wideband Discone Antenna. 25-2000 MHz	82.00	(4.00)
Revcone	Wideband Discone Antenna. 25-550 MHz	30.50	(4.00)
G5RV	Full size 102'	16.75	(2.50)
G5RV	Half size 51'	14.25	(2.50)
HB9CV	2 metres	3.95	(3.00)
HB9CV	70cms	3.95	(2.00)
2 metre	Slim Jim	8.95	(3.00)
4-1	Baluns	12.95	(2.00)
3-7 and 7-1MHz	Traps (pair)	9.50	(2.00)
Dipole	Centrepieces	2.25	(0.50)
Copper wire	50M rolls hard drawn	7.95	(2.50)
3' Feeder spreaders in lots of 20		3.60	(1.50)
3' Ribbed end insulators (Polypropylene)		0.60	(0.75)
Lamp Magnet Mounts		20.50	(3.00)
BOOKS	Confidential Frequency List (NEW Edition)	5.95	(1.00)
	Air Traffic Radio	2.25	(0.75)
	The Complete guide to VHF-UHF frequencies 25-2000MHz (NEW)	4.95	(1.00)
	The International VHF FM guide	2.00	(0.75)
	GUIDE TO FACSIMILE STATIONS	9.95	(1.00)
	Towards the RAE (Questions and answers book)	4.25	(0.75)
	Logbooks	3.50	(1.00)

SPECIAL OFFER

Alinco ALM-203E	2M Handheld C.W. 30W Amplifier, Nicad. Charger</
-----------------	--


KAM - Kantronics All Mode

The Kantronics KAM is a state of the art high performance terminal unit providing Morse (CW), RTTY, ASCII, AMTOR and PACKET communications capability.

On other dual port communications units only one port may be active at any time, however on the KAM both ports may be active. It is possible to be connected to and conversing with stations on both VHF and HF packet at the same time! Gateway operation is also possible. Two separate modems in the unit provide optimised performance at 1200 baud VHF packet and at 300 baud HF packet.

Price £269.00
includes all leads and
Software.

(We are also main distributors for
PAC-Comm Packet Radio Products).




- ★ Transmit and receive CW 5 - 99 WPM, RTTY/ASCII 45-300 Baud, ARQ, FEC, SELFC, Listen ARQ, VHF and HF Packet.
- ★ User programmable baud rates for RTTY/ASCII
- ★ User programmable mark and space tones on HF
- ★ Separate CW demodulator filter with programmable centre frequency and bandwidth
- ★ 12-pole programmable switched capacitance input filtering
- ★ Quartz synthesised AFSK or direct FSK operation
- ★ RS-232 or TTL level operation by jumper selection
- ★ 32k RAM
- ★ Software selection of US or European RTTY tones

NOW WITH
BUILT-IN PERSONAL
MAILBOX OPTION
AND TCP/IP COMPATIBILITY

Siskin Electronics

P.O. Box 32,
Hythe, Southampton.
SO4 6WQ.
England.

Tel:
(0703) 849962
or
04893 5081



CALLING ALL LISTENERS . . . CALLING ALL LISTENERS . . . CALLING ALL LISTENERS . . . CALLING ALL LISTENERS

OCTOBER ISSUE OUT NOW

Short Wave Magazine

IN SEARCH OF SUPER DX

Barry Davies recounts
his holiday planned with
m.w. DX firmly in mind.

SPECIAL FAX ISSUE

Introducing the fascinating world of Facsimile. Reviews of the ICS FAX-1 and a FAX decoder for the BBC-B.

All the regular features:-
Seen & Heard, Airband, Bandscan, Grassroots, etc.

WIRELESS AT THE CHALK PITS

Joan Ham tells the story of the
remarkable Wireless Display at
the Chalk Pits Industrial
Museum, W. Sussex.

PLACE A REGULAR ORDER WITH YOUR NEWSAGENT . . . PLACE A REGULAR ORDER WITH YOUR NEWSAGENT

HAVING DIFFICULTY GETTING YOUR COPY OF PRACTICAL WIRELESS ?

Then place a
regular order with
your newsagent
NOW !



Dear Newsagent,
please reserve/deliver
my monthly copy of
PRACTICAL WIRELESS

Name _____
Address _____

Signed _____

Distributed
by Comag



0202 678558

Practical Wireless

0202 678558 

BOOK SERVICE

The books listed have been selected as being of special interest to our readers. They are supplied from our editorial address direct to your door. Some titles are American in origin.

HOW TO ORDER

Add 75p per order postage (overseas readers add £1.50 for surface mail postage) and send a postal order, cheque or international money order with your order (quoting book titles and quantities) to **PW Publishing Limited, FREEPOST, Enefco House, The Quay, Poole, Dorset BH15 1PP**. Payment by Access, Mastercard, Eurocard or Visa also accepted on telephone orders to Poole (0202) 678558. Books normally despatched by return of post but please allow 28 days for delivery.

★ A recent addition to our Book Service. O/P = Out of print, O/S = Out of stock.

RADIO

AN INTRODUCTION TO RADIO DXING (BP91) R. A. Penfold

How to find a particular station, country or type of broadcast and to receive it as clearly as possible. 112 pages £1.95

A TV-DXERS HANDBOOK (BP176)

R. Bunney

Information on transmission standards, propagation, receivers including multi-standard, colour, satellites, antennas, photography, station identification, interference, etc. Revised and updated 1986. 87 pages £5.95

BEGINNER'S GUIDE TO RADIO (9th Edition)

Gordon J. King

Radio signals, transmitters, receivers, antennas, components, valves and semiconductors, CB and amateur radio are all dealt with here. 266 pages O/S

BETTER RADIO/TV RECEPTION★

A. Nallawalla, A. T. Cushen and B. D. Clark

An Australian publication giving guidance and advice both to listeners seeking reliable reception of some distant radio station, and to DX listening hobbyists. 134 pages £9.95

BETTER SHORTWAVE RECEPTION (USA)

W. S. Orr W6SAI & S. D. Cowan W2LX

Receivers, antennas, propagation, DX listening techniques for the short waves and v.h.f. 158 pages £5.50

COMMUNICATION (BP89)

(Elements of Electronics—Book 5)

F. A. Wilson

Fundamentals of line, microwave, submarine, satellite, digital multiplex, radio and telegraphy systems are covered, without the more complicated theory or mathematics. 256 pages £2.95

FOUNDATIONS OF WIRELESS AND ELECTRONICS (10th Edition)

M. G. Scroggie and S. W. Amos

Covering d.c. and a.c. circuits, L, C, tuned circuits and selectivity, valves, semiconductors, transmission lines, antennas, radiation, oscillation, modulation, detection, amplification, superhet receivers, c.r.t.s, waveform generators and switches, computers and power supplies. 551 pages £8.95

GUIDE TO BROADCASTING STATIONS

19th Edition (1987/88)

Philip Darrington

Frequency and station data, receivers, antennas, Latin American DXing, reporting, computers in radio, etc. 240 pages £6.95

HF OCEANIC AIRBAND★

COMMUNICATIONS (2nd Edn.)

Bill Laver

Aircraft channels by frequency and band, main ground radio stations, European R/T networks, North Atlantic control frequencies. 24 pages £2.95

INTERFERENCE HANDBOOK (USA)

W. I. Orr W6SAI & S. D. Cowan W2LX

How to locate and cure r.f.i. for radio amateurs, CBers and TV and stereo owners. 253 pages £6.75

INTERNATIONAL RADIO STATIONS GUIDE (BP155)

Revised and updated in 1985, this book shows the site, country, frequency/wavelength and power of stations in Europe, the Near East and N. Africa, North and Latin America and the Caribbean, plus short-wave stations worldwide. 128 pages £2.95

QUESTIONS & ANSWERS RADIO

Eugene Trundle

Basics of electrical theory, radio and semiconductors, receivers, amateur and CB radio, and test equipment. 110 pages £2.95

RECEIVING STATION LOGBOOK (RSGB)

Standard logbook for the s.w.l. in horizontal A4 format. 32 lines per page. 50 pages O/S

SATELLITE TELEVISION★

Peter S. Pearson

How satellite TV works, setting up your own TVRO terminal, the costs, the programmes available. 72 pages £4.95

SCANNERS★

Peter Rouse GU1DKD

A guide for users of scanning receivers, covering hardware, antennas, accessories, frequency allocations and operating procedure. 177 pages £7.95

THE COMPLETE VHF/UHF FREQUENCY GUIDE

This book gives details of frequencies from 26—2250MHz with no gaps and who uses what. There are chapters on equipment requirements as well as antennas, etc. 60 pages £4.95

UK LISTENERS CONFIDENTIAL★

FREQUENCY LIST (4th Edn. 1987/88)

Bill Laver

Covering the services and transmission modes that can be heard on the bands between 1.635 and 29.7MHz. 124 pages £5.95

VHF/UHF AIRBAND FREQUENCY GUIDE

A complete guide to the airband frequencies including how to receive the signals, the frequencies and services, VOLMET and much more about the interesting subject of airband radio. 74 pages £5.95

WORLD RADIO TV HANDBOOK (1987)

Country-by-country listings of long, medium and short wave broadcasters and TV stations. Receiver test reports. English language broadcasts. The s.w.l.'s "bible". 576 pages £17.95

DATA & REFERENCE

DIGITAL IC EQUIVALENTS AND PIN CONNECTIONS (BP140)

A. Michaels

Equivalents and pin connections of a popular selection of European, American and Japanese digital i.c.s. 256 pages £5.95

INTERNATIONAL DIODE EQUIVALENTS GUIDE (BP108)

A. Michaels

Possible substitutes for a large selection of many different types of semiconductor diodes. 144 pages £2.25

INTERNATIONAL TRANSISTOR EQUIVALENTS GUIDE (BP85)

A. Michaels

Possible substitutes for a popular selection of European, American and Japanese transistors. 320 pages £3.50

LINEAR IC EQUIVALENTS AND PIN CONNECTIONS (BP141)

A. Michaels

Equivalents and pin connections of a popular selection of European, American and Japanese linear i.c.s. 320 pages £5.95

NEWNES COMPUTER ENGINEER'S POCKET BOOK

This is an invaluable compendium of facts, figures, circuits and data and is indispensable to the designer, student, service engineer and all those interested in computer and microprocessor systems. 203 pages Hardback £8.95

NEWNES ELECTRONICS POCKET BOOK

5th Edition

Presenting all aspects of electronics in a readable and largely non-mathematical form for both the enthusiast and the professional engineer. 315 pages Hardback £8.95

NEWNES RADIO AND ELECTRONICS ENGINEER'S POCKET BOOK (17th Edition)

Keith Brindley

Useful data covering maths, abbreviations, codes, symbols, frequency bands/allocation, UK broadcasting stations, semiconductors, components, etc. 201 pages Hardback £6.95

POWER SELECTOR GUIDE (BP235)★

J. C. J. Van de Ven

This guide has the information on all kinds of power devices in useful categories (other than the usual alpha numeric sort) such as voltage and power properties making selection of replacements easier. 160 pages £4.95

RSGB RADIO DATA REFERENCE BOOK

G. R. Jessop G6JP

The 5th Edition of an essential book for the radio amateur's or experimenter's workbench. 244 pages Hardback £8.56

SEMICONDUCTOR DATA BOOK

A. M. Ball

Characteristics of about 10 000 transistors, f.e.t.s, u.j.t.s, diodes, rectifiers, triacs and s.c.r.s. 175 pages £7.50

TRANSISTOR SELECTOR GUIDE (BP234)★

J. C. J. Van de Ven

This guide has the information on all kinds of transistors in useful categories (other than the usual alpha numeric sort) such as voltage and power properties making selection of replacements easier. 192 pages £4.95

PROJECT CONSTRUCTION

HOW TO DESIGN AND MAKE YOUR OWN P.C.B.s (BP121)

R. A. Penfold

Designing or copying printed circuit board designs from magazines, including photographic methods. 80 pages £1.95

INTRODUCING QRP

Collected Articles from PW 1983-1985

An introduction to low-power transmission, including constructional details of designs by Rev. George Dobbs G3RJV for transmitters and transceivers from Top Band to 14MHz, and test equipment by Tony Smith G4FAI. 64 pages £1.50

POWER SUPPLY PROJECTS BP76

R. A. Penfold

This book gives a number of power supply designs including simple unregulated types, fixed voltage regulated types and variable voltage stabilised designs. 97 pages £2.50

PRACTICAL POWER SUPPLIES

Collected Articles from PW 1978-1985

Characteristics of batteries, transformers, rectifiers, fuses and heatsinks, plus designs for a variety of mains-driven power supplies, including the PW "Marchwood" giving a fully stabilised and protected 12V 30A d.c. 48 pages £1.25

AMATEUR RADIO

A GUIDE TO AMATEUR RADIO (RSGB)

Amateur Radio—the hobby, the equipment, workshop practice, the licence, the RAE (including sample questions). 154 pages £3.62

AMATEUR RADIO CALL BOOK (RSGB) Spring 1987 Edition

This useful work now incorporates a 48-page reference section of useful information for amateur radio enthusiasts. 310 pages O/S

AMATEUR RADIO LOGBOOK (RSGB)

Standard logbook for the transmitting amateur in horizontal A4 format. 25 lines per page. 96 pages £2.30

AMATEUR RADIO OPERATING MANUAL (RSGB)

A mine of information on just about every aspect of amateur operating, including international call sign series holders, prefix lists, DXCC countries list, etc. 204 pages £6.16

HOW TO PASS THE RADIO AMATEURS' EXAMINATION (RSGB) G. L. Benbow G3HB

The background to multiple choice exams and how to study for them with nine sample RAE papers for practice, plus maths revision. 91 pages £3.15

INTRODUCING MORSE

Collected Articles from PW 1982-1985

Ways of learning the Morse Code, followed by constructional details of a variety of keys including Iambic, Triambic, and an Electronic Bug with a 528-bit memory. 48 pages £1.25

INTRODUCING RTTY

Collected Articles from PW 1980-1983

Basics of RTTY, ways of generating and decoding it. A simple and inexpensive way of trying out RTTY using a Sinclair 16K ZX81. 33 pages £1.00

MOBILE LOGBOOK (RSGB)

Pocket-sized for the mobile operator. O/S

PASSPORT TO AMATEUR RADIO Reprinted from PW 1981-1982

The famous series by GW3JGA, used by thousands of successful RAE candidates as an aid to their studies. Plus other useful articles for students of amateur radio. 96 pages £1.50

QUESTIONS & ANSWERS

AMATEUR RADIO

F. C. Judd G2BCX

What is amateur radio? The Radio Amateurs' Exam and Licence. The technology, equipment, antennas, operating procedure and codes used by amateurs. 122 pages £2.95

RADIO AMATEURS EXAMINATION MANUAL (RSGB) G. L. Benbow G3HB

A standard aid to studying for the Radio Amateurs Examination, covering the whole of the 1986-88 syllabus. 155 pages £3.62

RADIO AMATEUR'S GUIDE RADIO WAVE PROPAGATION (HF Bands)

F. C. Judd G2BCX

The how and why of the mechanism and variations of propagation in the h.f. bands. 144 pages £8.95

RADIO AMATEUR'S MAP OF NORTH AMERICA (USA)

Shows radio amateurs prefix boundaries, continental boundaries and zone boundaries. 760 x 636mm £2.25

RADIO AMATEURS PREFIX MAP OF THE WORLD

Showing prefixes and countries, plus listings by order of country and of prefix. 1014 x 711mm O/S

RADIO AMATEUR'S WORLD ATLAS (USA)

17 pages of maps, including the world-polar projection. Also includes the table of allocation of international call sign series. 20 pages O/S

RADIO COMMUNICATION HANDBOOK (RSGB)

A comprehensive reference work on the theory and practice of amateur radio experimentation and practice. 794 pages O/S

SWM GREAT CIRCLE MAP OF THE WORLD

Showing Great Circle bearings and distances, call sign prefixes, time zones and DX Zones. 1018 x 634mm O/S

TELEPRINTER HANDBOOK (RSGB) 2nd Edition

This covers the theory and practice of radio teleprinter equipment, both European and American. In addition it covers description and maintenance data on most of the popular machines. 354 pages Hardback. £6.10

THE COMPLETE DX'ER (USA)

Bob Locher W9KNI

Equipment and operating techniques for the DX chaser, from beginner to advanced. 187 pages O/S

THE RADIO AMATEUR'S DX GUIDE (USA) 15th Edition

The guide contains information not easily obtained elsewhere and is intended as an aid and quick reference for all radio amateurs interested in DX. 38 pages. O/S

THE SATELLITE EXPERIMENTER'S HANDBOOK (USA)

A guide to understanding and using amateur radio, weather and TV broadcast satellites. 207 pages. £9.25

UNDERSTANDING AMATEUR RADIO (ARRL)

Understanding and building transmitters, receivers, antennas, power supplies and accessories. 222 pages O/S

VHF HANDBOOK FOR RADIO AMATEURS (USA)

H. S. Brier W9EGQ & W. I. Orr W6SAI

VHF/UHF propagation, including moonbounce and satellites, equipment and antennas. 335 pages £7.95

VHF/UHF MANUAL (RSGB)

G. R. Jessop G6JP

Theory and practice of amateur radio reception and transmission between 30MHz and 24GHz. 520 pages Hardback O/S

ANTENNAS (AERIALS)

AERIAL PROJECTS (BP105)

R. A. Penfold

Practical designs including active, loop and ferrite aerials plus accessory units. 96 pages £1.95

ALL ABOUT CUBICAL QUAD ANTENNAS (USA)

W. I. Orr W6SAI & S. D. Cowan W2LX

Theory, design, construction, adjustment and operation of quads. Quads vs. Yagis. Gain figures. 109 pages £5.50

ALL ABOUT VERTICAL ANTENNAS (USA)

W. I. Orr W6SAI & S. D. Cowan W2LX

Theory, design, construction, operation, the secrets of making vertical work. 191 pages £7.50

BEAM ANTENNA HANDBOOK (USA)

W. I. Orr W6SAI & S. D. Cowan W2LX

Design, construction, adjustment and installation of h.f. beam antennas. 198 pages £6.75

HF ANTENNAS

FOR ALL LOCATIONS (RSGB)

L. A. Moxon G6XN

Taking a new look at how h.f. antennas work, and putting theory into practice. 260 pages £6.17

OUT OF THIN AIR

Collected Antenna Articles from PW 1977-1980

Including such favourites as the ZL Special and '2BCX 16-element beams for 2m, and the famous 'Slim Jim', designed by Fred Judd G2BCX. Also features systems for Top Band, medium wave/long wave loop designs and a v.h.f. direction finding loop. Plus items on propagation, accessories and antenna design. 80 pages £1.80

SIMPLE AMATEUR BAND AERIALS (BP125)

E. M. Noll

How to build 25 simple and inexpensive aerials, from a simple dipole through beam and triangle designs to a mini-rhombic. Dimensions for specific spot frequencies, including the WARC bands. 80 pages £1.95

THE ARRL ANTENNA BOOK 14th Edition (USA)

A station is only as effective as its antenna system. This book covers propagation, practical constructional details of almost every type of antenna, test equipment and formulas and programs for beam heading calculations. 327 pages O/S

THE ARRL ANTENNA COMPENDIUM Volume 1 (USA)

This book makes fascinating reading of hitherto unpublished material. Among topics discussed are quads and loops, log periodic arrays, beam and multi-band antennas, verticals and reduced size antennas. 175 pages £9.25

THE RADIO AMATEUR ANTENNA HANDBOOK (USA)

W. I. Orr W6SAI & S. D. Cowan W2LX

Yagi, quad, quagi, l-p, vertical, horizontal and 'sloper' antennas. Towers, grounds and rotators. 187 pages £6.75

TWO-METRE ANTENNA HANDBOOK

F. C. Judd wrote this book for radio amateurs new to the 144-146MHz band. The range of antennas described will cater for most situations, particularly those where space is a problem. £5.95

WIRES & WAVES

Collected Antenna Articles from PW 1980-1984

Antenna and propagation theory, including NBS Yagi design data. Practical designs for antennas from medium waves to microwaves, plus accessories such as a t.u.s., s.w.r. and power meters, and a noise bridge. Dealing with TVI. 160 pages £3.00

SIMPLE, LOW-COST WIRE ANTENNAS FOR RADIO AMATEURS (USA)

W. I. Orr W6SAI & S. D. Cowan W2LX

Efficient antennas for Top Band to 2m, including 'invisible' antennas for difficult station locations. 191 pages £6.75

25 SIMPLE INDOOR AND WINDOW AERIALS (BP136)

E. M. Noll

Designs for people who live in flats or have no gardens, etc., giving surprisingly good results considering their limited dimensions. 64 pages £1.75

25 SIMPLE SHORT WAVE BROADCAST BAND AERIALS (BP132)

E. M. Noll

Designs for 25 different aerials, from a simple dipole through helical designs to a multi-band umbrella. 80 pages £1.95

25 SIMPLE TROPICAL AND MW BAND AERIALS (BP145)

E. M. Noll

Simple and inexpensive aerials for the broadcast bands from medium wave to 49m. 64 pages £1.75

FAULT-FINDING

ARE THE VOLTAGES CORRECT?

Reprinted from PW 1982-1983

How to use a multimeter to fault-find on electronic and radio equipment, from simple resistive dividers through circuits using diodes, transistors, i.c.s and valves. 44 pages £1.50

PRACTICAL HANDBOOK OF VALVE RADIO REPAIR

Chas E Miller

The definitive work on repairing and restoring valued broadcast receivers dating from the 1930s to the 60s. Appendices giving intermediate frequencies, valve characteristic data and base connections. 230 pages Hardback £15.95

QUESTIONS & ANSWERS RADIO REPAIR

Les Lawry-Johns

How to fault-find and repair valued and transistorised receivers, car radios and unit audio equipment. Suggested lists of tools and spare parts. 106 pages £2.95

SERVICING RADIO, HI-FI AND TV EQUIPMENT

Gordon J King

A very practical book looking at semiconductor characteristics, d.c. and signal tests, fault-finding techniques for audio, video, r.f. and oscillator stages and their application to transistor radios and hi-fi. 205 pages £8.95

TELEVISION INTERFERENCE MANUAL (RSGB)

B. Priestley

TV channels and systems, spurious-radiation TVI, strong-signal TVI, audio breakthrough, transmitter design. 78 pages £2.94

TEST EQUIPMENT FOR THE RADIO AMATEUR (RSGB) H. L. Gibson G2BUP

Techniques and equipment for tests and measurements on devices, systems and antennas. 142 pages Hardback £5.76

COMPUTING

AMATEUR RADIO SOFTWARE (RSGB)

John Morris GM4ANB

Using a computer for c.w., RTTY, data, plus calculations for antennas, distance, bearing, locators, satellites, sun, moon and circuit design. 328 pages Hardback £9.41

AN INTRODUCTION TO COMPUTER COMMUNICATIONS (BP177)

R. A. Penfold

Details of various types of modem and their applications, plus how to interconnect computers, modems, and the telephone system. Also networking systems and RTTY. 96 pages £2.95

AN INTRODUCTION TO COMPUTER PERIPHERALS (BP170)

J. W. Penfold

Covers monitors, printers, disk drives, cassette recorders, modems, etc., explaining what they are, how to use them and the various types of standards. 80 pages £2.50

MICROPROCESSING SYSTEMS AND CIRCUITS (BP77)

(Elements of Electronics—Book 4)

F. A. Wilson

A comprehensive guide to the elements of microprocessing systems, which are becoming ever more involved in radio systems and equipment. 256 pages £2.95

NEWNES COMPUTER ENGINEER'S POCKET BOOK

This is an invaluable compendium of facts, figures, circuits and data and is indispensable to the designer, student, service engineer and all those interested in computer and microprocessor systems. 203 pages £8.95

AUDIO FREQUENCIES

AUDIO (BP111)

(Elements of Electronics—Book 6)

F. A. Wilson

This book studies sound and hearing, and the operation of microphones, loudspeakers, amplifiers, oscillators, and both disc and magnetic recording. 320 pages £3.50

THEORY & CALCULATIONS

BEGINNER'S GUIDE TO ELECTRONICS

Owen Bishop

For youngsters thinking of a career in electronics; theory and applications in computers, radio, TV, recording, medical and industrial electronics. 240 pages £4.95

CARE AND FEEDING OF POWER GRID TUBES (USA)

This handbook analyses the operation of EIMAC power grid valves and provides design and application information to assist the user of these valves. 156 pages £6.75

RADIO FREQUENCY INTERFERENCE (USA)

What causes r.f.i.? Are all r.f.i. problems difficult, expensive and time-consuming to cure? These questions and many more are answered in this book. 84 pages £4.30

THE SIMPLE ELECTRONIC CIRCUIT AND COMPONENTS Book 1 (BP62)

The aim of this book is to provide an inexpensive but comprehensive introduction to modern electronics. 209 pages £3.50

On The Air

On The HF Bands

Reports to Paul Essery G3KFE
Practical Wireless, Enefco House, The Quay, Poole, Dorset BH15 1PP

After the perking up of conditions earlier, things fell back again somewhat—though to be fair, I suspect that on 14MHz there might have been some long-distance signals lurking in there under the summer static and noise which have been such a pain. However, it left me a little spare time from operating and listening. Thus it was that the idea of a change of sky-wire was born, or, rather an addition to the antenna farm. Thanks to someone else's gambling instinct, I gathered together the raw materials, made the whole works, hung it up and pruned it, against the clock to give acceptable v.s.w.r. across the chosen band of 14MHz. I then worked all continents on it. Total time to make it and put it up, twenty minutes, single-handed, that time excluding turfing the makings out of the junk box, but including pruning to give best s.w.r. at mid-band. Time for the WAC, total around two hours, minus a period when the dog took me for his exercise. Who needs to go commercial?

The Bands

Seriously though, the bands at one stage were so plastered with noise and some of it sounded so horribly man-made, that the experiment of an extra wire was considered well worth while; at least it saved me a fruitless exercise of looking for the QRM locally. At this low ebb in the sunspot cycle, small changes can make a mighty lot of difference and a few sunspots a change in geomagnetic conditions, or a load of static can quickly change the whole picture.

The 28MHz Band

Essentially a tired band after its mid-summer madness, lying down to slumber amid a noise of distant frying eggs.

G3BSN had a listen-round while at the alternative address near Bournemouth. From the mobile he managed to QSO F/PA0GAM, HG7JBN, DJ2RE, EA7DRK and DH1NAF/M. On return from the break, Phil worked CX4GL, CX4AAL and LU1CJN. One station kept on sending his c.w. and each time the signal got past PY6W? he dipped too low to copy. Unusually enough, this chap was sending his QTH as Bahia, which is generally known as Salvador, for some reason of his own.

The absence of G3NOF last month was explained by the fact that the new mast was not erected; now it is up and the TET HB33SP beam on top is at 17m instead of 13m, which has made considerable improvement to the Pacific, plus quicker replies in the pile-ups. Don noted short-skip on 28MHz between 0700–midnight and in addition he was told that others had worked both South America and Africa. His s.s.b. went out to CE3GDN, CE4JZS, PY1SIW and ZP5FGS.

Our other reporter on this band is G4EAN (Nottingham), returned to the fold after several years silence. Ian has got back on with an FT-757GX on s.s.b., but is aiming to get back on to c.w. and RTTY in the near future. On 28MHz, therefore, G4EAN raised SM4SET around noon and at 2015, HB0/DL3MBH—who gave his QSL address as DL3MBH.

The 3.5MHz Band

The c.w. end has always been the haunt of the QRP types, around 3.56MHz. I have always believed that QRP has a lot going for it and that c.w. is the correct way to go. The many signals around the QRP frequency seem to bear me out. One of the fascinations is the way it seems to intrigue the full-power ops when they can answer a station on QRP and complete a full-length natter QSO. No wonder the G-QRP Club is one of the biggest in the country. And, of course, the real DX is always to be found too, particularly in the bottom 5kHz. Up at the h.f. end there is also some DX to be worked, although this month at least has seen a total lack of reports.

In the rest of the phone band, one can find all sorts of things. Today, for instance, our local net was "broken" by an ex-member from Southampton, running just ten watts peak and putting a fully-readable signal into every station in the net—a hop of over 480km on a Sunday morning. At least one of the stations giving R5 was using a Best Bent Wire arrangement in which the top rises to 4.5m and the rest is at around 1m high!

GOHGA plied her QRP c.w. on this band and managed to hook HB9PR and the DH7ABD, the former for a nice long rag-chew with QRP both ways.

The 1.8MHz Band

First, a letter from VE3INQ (Toronto) who is the editor of the *Top Band Annual News Digest*, which is a non-profit newsletter for all Top Band enthusiasts. Ivan will send a copy to all who wish it, on receipt of either a 4½ x 9½ in self-addressed envelope stamped with \$1.8, or a similar but unstamped envelope and four IRCs. If you send more than one envelope, they will be kept on file for future issues. In addition, you can send your news to Ivan Payne VE3INQ, PO Box 146, Stn. "E", Toronto, Ont., Canada, M6H 4E1, to arrive by December 31 for inclusion in the next issue.

On a different tack, VE3INQ passes on some news of Stew Perry W1BB, doyen of all Top Band operators. Stew's house and his "museum" have all been disposed of; the latter to a radio museum. Stew himself is unable to take telephone calls and has difficulty reading. His wife Marguerite has indicated he should not be bothered by too many messages. Thus all we can do from this end is to hope and pray that W1BB will in due course return to the band.

VE3INQ himself notes that he has now reached WAC, WAS, DXCC 121/108 and WAZ28 on Top Band, even though he has not been on this summer due to work QRM. However, he does note the presence of KN4BPL/KH3 (Johnston Is.), DK7PE/CE0A (Easter Is.) and KH9AC, Wake Is. as being around until the end of the year or thereabouts.

G3BDQ (Hastings) has laid another 18sq.m. of chicken-wire ground mat down, to bring the total to 93sq.m. On August 20, G3BDQ tried a CQ DX call at UK sunset time, around 1930Z and got a 599 back from UA9CBO, which augurs well for the forthcoming season. No signif-

icant DX was chased, though a DL was heard giving a 229 report to an inaudible P29. A couple of operating sessions yielded c.w. contacts with UQ2GQB, UO50GB, UV6ACU, UB5s, UA1DZ, 3A2GL, UP2BAV, UC2OS, UG6GAW, UR2RGN and RA4CLZ. Finally, John says he has a promise from 9Q5DA (ex-G3MFE) to come up on Top Band this season.

The 14MHz Band

Nice to have G3NOF (Yeovil) back on the band again; Don found the morning long path to VK around 0700 was not too good, with most signals from VK5, VK6 and VK7. An interesting point was the way the band dipped out and then seemed to recover around 0800 with signals over the North Pole from ZK2, T2, KH6, KH3, KH4, C2, 4W1 and so forth. The short path to Asia has been good between noon and 1800Z, particularly to JA and YB. Some VKs were noted in this period too. On several days around 1000–1100Z there were openings to VE5, VE6, VE7 and W7. East Coast Ws were to be found between noon and midnight and later, on occasion, Africans appeared for a while around 1800Z. Don made a lot of s.s.b. contacts, notably to A4XJZ, A92BE, AL7HK, AP2ARS/40, AP2FI/40, AP2IZ/40, AP2KD/40, AP2MQ/40, AP2UR/40, AP5HQ/40, C2/WB6GFJ, C3IUA, DU7GJ, FJ5AB, FS/PA0CRA, FY7AN, G3AYO/TF, HB0/DL3MBH, HB0/YT3AM, YHC2DZ, H8AOM, HL1WP, HS0B, HZ1HA, I2DMK/ID9, IK2FCZ/IG9 (Lampedusa Is.), IK3BPN/IL3 (Santo Spirito Is.), IK8GGQ/ID8 (Chirella Is.), IT9KZW/IF9 (Formia Is.), JAs assorted, JT1BT, KA2CC/JD1, KD7XC (Idaho), KE7V, KH6IJ, KH6JEB/KH7, KP2A, KP4GY, KU0E (Colorado), OF0MA, OX3KM, OX/F6GBH, SJ9WL, SP5EXA/JW, SU1ER, T20AA, T18CBT, TK/HB9TL, U8H8HCB, UM9M-WA/UM5P, V47NXX (Nevis Is.), V85GA, VE5FN, VE6ADI, VE7ETY, VK6RU, VK8AV, VP2EPJ, VU2AU, VU2QQ, VU2RCK, VU2XX, W87PAX (Pan-American Games), WH6BLQ/KH3, WY5L/KH3, XE1RK, XU1SS, XX9TTT, YB5NOF, YB6HD, YB0HZL, YB0ZZ, Y11BGD, ZB2IB, ZK2DD, ZS3TW, 3V8CX, 4U1UN, 5H3BH, 5H3RB, 5N8KBM, 5N0GAA, 6Y25DA, 9M2FO, 9M2PL and 9YA4AT—after which, Don was doubtless ready to believe the new beam was indeed doing its thing!

For G4EAN, there seems to be a difficulty in hearing the fifth call area, so he was doubly pleased to find KA5RYJ on s.s.b., not to mention W1VZR and W0NIM. On the "heard" list were various EU stations, YV4RZ and ZP5PX.

**The deadlines for
the next three
issues are: October
23, November 25
and December 24.**

As for me, the problem of inability to radiate to the west continues to be a plague, despite many attempts to resolve the problem. However, out to the east is no problem at all and every foray on the band if things are at all open yields hordes of UA9 and UA0 signals, even when beaming west! If this continues, we shall end up spending money—ugh!

Next we come to G0HGA (Stevenage) who has problems with the rig and can only get about one watt out on 14MHz. Hence, VK6HQ, RA1AR, I2DMF/ID9 all got away, but Angie did manage to raise 4NOUNI.

G3BDQ used s.s.b. on JY5EA, A4XRS, VK6WC and c.w. to VU2AJ, BV2DA, 6W7FZ, UM8NAC, OH2BDA/OHO, KL7Y (who said he would NOT be able to appear on top band this winter), TA1F, KC7UU/5B4, OH0/DK4AS, W87PAX, 9Y4BA, UA1OT (Franz Josef) and 9Q5DA who is ex-G3MFE.

G0FUS (Eastleigh) has recently graduated from a Howes ten-watt rig and v.f.o., to an FT-200. On the Howes rig, Paul made 102 QSOs in four months, including such as W4VGL, W9AND, W1BFT, N8HTJ, IK0ADY, RO5OU, RV3AC and small fry; since the FT-200 has been powering the dipole at 4.5 m, Paul has raised 4X6TA, K1TEY, KW3Z, KP2BG, KA3HVU/M, KB1QK, VE3GUA, OF0MA, JE4LPH, C30LEM, PY5LG, 4X1KT, 4N2M, V85GA, SV7ACB, VK6ZE, UA9CGL and UZ9SWR.

Events

Information input, apart from the Mark One ears, thanks to W1WY, *Canadian Amateur*, *DX News Sheet* and *The DX Bulletin*.

QRP addicts will be interested in the QRP ARCI Contest on c.w., running from 1200Z October 17 to 2359 on October 18. Participants can only use 24 hours of the 36. Five points for working a member, two for a non-member on your own continent, four if he is on another continent. Power output bonus is x2 if you have 4-5 watts, while 3-4 watts rates x4. 2-3 watts gets a x6 bonus and 1-2 watts x8. Below one watt rates x10, but over five watts is a check-log only. Further bonuses are available: x2 for solar or wind power and x1.5 for battery power for the duration of the contest in each case. If you use homebrew gear, you get a 200 bonus for a transmitter, 300 for a receiver and 500 points for a transceiver. The Multiplier is each USA state, VE province and DX country worked on each band. Final score then equals total QSO points on all bands, times (status + provinces + countries) times power bonus times power type bonus plus homebrew bonus. Frequen-

cies 1.810, 3.560, 14.060, 21.060, 28.060, 50.060MHz and Novice frequencies 3.710, 7.110, 21.110 and 28.110MHz. Use separate log sheet for each band, plus summary sheet to show scoring, equipment description and other essential information and send it to Gene Smith, KA5NLY, PO Box 55010, Little Rock, AR 72225—0010, USA.

The following weekend see the CQ WW DX Contest Phone Leg, the Rules for which have not changed for many years now. Enough to say the report to give is RS plus your CQ Zone which is of course 014 for we UK types. Logs postmarked no later than December 1, addressed to CQ Magazine, 76 North Broadway, Hicksville, NY 11801, USA.

October 11, 0700–0900UTC is the period of the RSGB's 21/28MHz contest; exchange RST plus serial number starting from 001. *Radio Communication* has already carried the full rules for this one and we commend to you the idea that unmarked dupe contacts will be penalised by ten times the points claimed, while more than five unmarked dupes will result in disqualification.

Jamboree-on-the-Air this year will fall on October 17–18. Notice the preferred calling frequencies: for c.w., 3.590, 7.030, 14.070, 21.140, 28.190MHz, while on phone they are: 3.740, 3.940, 7.090, 7.290, 14.290, 21.360 and 28.990MHz; QSY after establishing the contact of course.

So much for the October contest and things. Now to the DX events. Sad news for those yearning for Zone 23 is that the BY0AA licence has not been renewed and they will be QRT for some time. However, there are other Chinese stations around, including for instance BY1PK, BY1SK, BY1QH, BY1CKJ all Beijing; BY4AA, BY4AOM, BY4AY, BY4ALC all in Shanghai; BY4SZ Suzhou; BY4RN Nanjing; BY4RB Zhenjiang; BY5RA, BY5RF, BY5OA all in Fuzhou; BY5NC Nanchang; BY7KT Guangzhou; BY7HL Changsha; BY8AA and BY8AC both in Chengdu and BY9GA Lanzhou. However, these are Zone 24.

ZL1AMO and others are planning an expedition to ZL9 (Auckland, Campbell Is.) for a couple of weeks next February, but donations are urgently needed to meet the budgeted costs—Ron Wright ZL1AMO, 28 Chorley Avenue, Auckland 8, New Zealand is the address. Operation will be c.w. and s.s.b. on all bands—and we could comment that Ron is noted for producing the goods.

Looking for Liechtenstein? Frank HB9NL will be /HBO on all bands, including the WARC ones, until October 26.

Another addition to the BYs; the YLs

operate BY5RT, around 14.0235MHz and 1200UTC.

New Bands

Not many reports this time: in fact, just G3BSN, who hasn't been active on the band as he has no 10MHz band at the holiday spot. However, late in the evening, Phil was tuning around the Standard Frequency signal at 10MHz while realigning a receiver and to his surprise the Chinese BPM signal was on with a crashing 59+ signal. Also noted was an American station giving a local weather report near the bottom of the amateur band.

The 7MHz Band

Our only reporter here this time is G0HGA, who raised YT7KF, PA3CAZ and GI4PMP, all on just two watts. However, that wasn't enough to break through the heap atop OH0MA.

The 21MHz Band

G0HGA is able to get a mite more power out on 21MHz, but she gets a bit despondent at times for the want of some more power—don't we all!!! Seriously, though, 21MHz is certainly her best band and stations worked with the QRP include such as LZ1KOZ, HB9NE, I2DXI, 4NOUNI, IK4DSW, K1SHR (four watts, a kilowatts at t'other end!), UA9QCQ, UA9XAB, UZ9WWS, UA9FM, UZ9CWB and W2FYT/4X. The Gotaway list included JH7WKQ, HZ1HZ and JA3YK.

G4EAN only made the one s.s.b. QSO on the band, but it pleased him no end—OF0MA, Market Reef, who came back to the first call.

G3NOF's analysis of the band shows that there were a few long-path openings to JA around 0800Z, but nothing from VK/ZL or the Pacific. The short path to Asia was good from around 1000 till 1700, with JAs noted until 1500 and YB/YC throughout. No VK short path signals were noted. Africans were noted in morning and afternoon sessions and the East Coast Ws were noted around 1400 and 2200Z. South Americans came in most days from 2100 and one evening ZL4BO was S9 at 2200 on the long path. QSOs using s.s.b. were booked with AP2AB/40, CE6EJZ, CP7GA, CP8CB, FR5BT, J28EO, J4ODX, HC1KN, HK6GBJ, HK6ISX, J73LC, KP2A, JA0RUG, JR6CSY, JY5EA, OA4SR, PJ8UF, TI2LTA, V2ACH, V44KQ, VE8RCS, VU2RCK, VU4OZAP, W01VJ/CE8, XQ5CFR (=CE), YC3HBN, YC5ODQ, YC9VGJ, YCOMFG, YCOMNQ, YCONII, YCOHML, YCORBG, YCOSQT, YN3AG, ZL4BO, ZP450A/Q, 6Y525DA, 7PBDP, 9J2EZ, 9N1MM and 9Q5NW.

VHF Up

August saw the return of Auroral activity on v.h.f. and a couple of periods of fine tropospheric propagation. These events feature largely in readers' reports in this issue.

DXpedition Update

In the June issue details were given of proposed operation from a DFDS ferry crossing the North Sea by G4MJC, G4XNL, G4MDZ and G6VYH. Jan Alblas G4XNL has now advised that the operations have been brought forward by one day to the period October 8–10.

Practical Wireless, November 1987

To recap, the callsign will be OZ1EVA/MM—which belongs to Flemming Jul-Christensen G4MJC—and the bands will be 144 and 432MHz with operation on decimal 240. Times suggested are from 2100 on the 8th through 0600 and on the return trip from 2100 on the 9th through 0600. The ship will travel through BM, BN, CN, CO, DO and DP squares although the time spent in some will be limited.

Repeater News

Geoff Brown GJ4ICD reports that the

Reports to Norman Filch G3FPK
40 Eskdale Gardens, Purley, Surrey CR2 1EZ

Jersey v.h.f. repeater GB3GJ is now operational on 145.650MHz or R2 channel. Located near the centre of the island it requires an initial 400ms toneburst plus at least five seconds of speech, time-out being 90 secs.

The TX, RX logic, power supply and antennas have been constructed by GJs 8KNV, 8PCY, 6FTU, 4ICD and 1TJP with the help of donations from 3AME, OFTZ and 6TMM. The group has incurred a cost of nearly £300 to install the relay so donations to offset this and to keep GB3GJ going would be welcome. These should be sent to Geoff Brown at 1

Belmont Gardens, St Helier, Jersey and he will issue a receipt.

At the end of August the DTI gave the go-ahead for eight new packet radio "digi-peaters" on 144.650MHz. These were GB3EA/Bury St Edmunds; GB3GP/St Peter Port, (GUR); GB3LP/Llandudno; GB3NP/Norwich; GB3PX/Cambridge; GB3RA/Reading with mailbox facility; GB3TA/Swindon and GB3WA/Chester.

The Awards Program

Congratulations to **Jerry Russell G4SEU** from Nuneaton (WKS) who was elected number 15 of the 70MHz VHF Century Club on Aug 17. All contacts were made from his previous QTH between 15 July 1984 and 15 Feb 1987. The present station consists of a Yaesu FT-77 transceiver with FTV-707 module and transverter. The p.a. is a BNOS LPM 70-10-100 and the antenna an interlaced 50/70MHz Yagi with 6-ele on 70MHz and 5-ele on 50MHz. The old QTH was 91m a.s.l. with the antenna at 10.5m.

For details of the *PW* v.h.f./u.h.f. awards send an s.a.e. to PW Publishing Ltd, Enefco House, The Quay, Poole, Dorset BH15 1PP and marked "Awards" in the top left corner. All claims are checked by G3FPK, usually by return, but the certificates are prepared at and mailed from Poole.

Contest Information

The 430MHz Cumulatives start on publication day, Oct 8, with further sessions on the 24th and Nov 9. The clock times for these are 2030-2300.

The 1.3/2.3GHz Cumulatives begin on Oct 16, the next one being on Nov 1. Again the clock time is 2030-2300 and both events are for Fixed and All-other categories with a normalised scoring system.

Oct 25 is the date of the 70MHz Fixed Contest which is from 1000 to 1500UTC (GMT). This is a two section affair for single-op and multi-op stations. Entries and check logs go to G8TFI at Highlands, Townsend, Nympsfield, Glos.

50MHz fans can participate in a contest on Oct 18 from 0900-1300UTC. This is for fixed stations only and will be in two sections, single-op and multi-op. Usual exchanges including QTH information, e.g. 15 kilometres south of Guildford. Entries to G4WAD at Tanglewood, Bridge Street, Lower Moor, Pershore, Worcs.

On offer for c.w. addicts on Nov 7/8, 1400-1400-UTC, is the Marconi Memorial Contest on 144MHz, another with single-op and multi-op categories. Buried within this on the 8th, 0800-1400, is the RSGB's c.w. event and entries for these clashes go to G3FZL at 11 Liphook Crescent, London SE23 3BN.

Worked All Britain

In the winter months v.h.f. activity frequently drops to a low level for a variety of reasons. In the summer months, and often in the autumn, there are opportunities to work long distances and new locator squares via Es and tropo modes.

Competitively minded operators increasingly take part in WAB activities to offset the winter doldrums. There are very many awards to achieve and these are neatly set out in the WAB Awards Record Book, a complimentary copy of which I was given at the Brighton Mobile Rally by Committee member Laurie Segal G6XLL.

They publish a newsletter and circulars reporting recent news of importance. One

Annual v.h.f./u.h.f. table January to December 1987

Station	70MHz Counties Countries		144MHz Counties Countries		430MHz Counties Countries		1296MHz Counties Countries		Total Points
G1KDF	—	—	94	14	68	8	28	6	218
G6HKM	—	—	73	26	53	13	26	7	198
G4NBS	43	6	59	12	50	12	38	8	182
G1SWH	—	—	92	9	56	7	—	—	164
G1LSB	—	—	68	22	56	16	—	—	162
G6XVV	—	—	70	13	50	8	—	—	155
G1EHJ	—	—	58	12	53	9	—	—	132
G8LHT	—	—	66	22	29	10	3	1	131
G1GEY	—	—	65	15	41	8	—	—	129
G4SEU	58	6	43	16	3	1	—	—	127
G4DEZ	—	—	34	10	42	11	13	5	115
G6AJE	—	—	50	12	37	7	7	2	115
G4MUT	26	1	45	14	19	3	7	2	108
GW6VZW	—	—	68	24	9	2	—	—	103
G4VOZ	59	5	—	—	32	7	—	—	103
GW4FRX	—	—	75	27	—	—	—	—	102
ON1CAK	—	—	66	31	—	—	—	—	97
G3FPK	—	—	74	21	—	—	—	—	95
G4WJR	—	—	78	10	—	—	—	—	88
G4TGK	—	—	66	19	—	—	—	—	85
G8XTJ	—	—	62	16	—	—	—	—	78
G6MXL	10	2	35	10	15	5	7	2	77
G4AGQ	13	1	31	12	13	4	1	1	74
G4YIR	—	—	58	13	—	—	—	—	71
G1CRH	—	—	61	9	—	—	—	—	70
G4ZTR	12	2	22	5	21	4	2	1	66
G0HDZ	—	—	53	11	—	—	—	—	64
G6MGL	—	—	25	6	25	2	1	3	62
GW4HBK	48	7	—	—	—	—	—	—	55
G0HGA	—	—	40	8	—	—	—	—	48
G1VTR	—	—	16	2	22	5	—	—	45
G2DHY	11	2	21	5	3	1	—	—	43
G3EKP	13	3	12	3	7	3	—	—	41
GM4CXP	—	—	27	8	3	3	—	—	41
G4WND	25	4	—	—	—	—	—	—	29
G6XRK	—	—	8	6	—	—	—	—	14

Three bands only count for points. Non-scoring figures in italics.

such lately received states that Paul Brockett G1LSB (LCN) has received the first 432MHz Islands Award for working ten islands, for example. Details of WAB awards can be obtained from G4KSQ at 22 Burdell Road, Sandhills Estate, Oxford OX3 8ED on receipt of an s.a.e. General information about the WAB group can be obtained from the same source.

The 50MHz Band

The RSGB's VHF Committee has recommended that an f.m. calling frequency be established on 51.510MHz and that f.m. channels be identified therefrom at 20kHz intervals up to 51.590MHz and down to 51.410MHz using a peak deviation of 5kHz. This plan "... conforms to the standards already in use in the Americas," to quote from the Sept 6 GB2RS news broadcast.

As far as can be deduced from readers' reports E-layer propagation fizzled out by mid-August though Band 1 TV signals were still being seen later in the month, often between 1600 and 1800UTC. On July 26 Colin Mister G0DAZ (HRW) worked CT4PI (IM59) at 2150 on f.m. mode.

John Heys G3BDQ (SXE) uses an Icom IC-271E with MuTek transverter and "front end" which brought QSOs with some W1s on July 21. He wishes the DX would spread out more during openings as there seem to be 50 Gs for every W on the band. He does not like the suggestion of Packet radio operation below 51MHz. Does anyone know what frequencies they use in the USA for Packet?

Phillip Stanley G3BSN (LDN) has become very interested in the band and has been using a CB set modified and loaned by G8APV. He has visited Angus McKenzie G3OSS (LDN) and heard recordings made by Angus of m.s. reception of the GB3RMK beacon on 50.060MHz at 2130 on Aug 11, one burst lasting for two minutes. The next day, at the peak of the Perseids shower, Phillip copied pings from GB3RMK, GB3SIX and CT0WW.

Tony Collett G4NBS (CBE) has missed all the good openings, his only noteworthy contacts being with GB4GD (IOM) on Aug 12 and 14 and GB4XN (GDD) on the 20th. Martyn Jones G4TIF (WKS) also worked GB4GD on Aug 9 and on the 30th GB2FI on Flatholm Is, while E-layer brought CT1LN on the 4th.


Mike Johnson G6AJE (LEC) has now made a close-spaced 2-ele Yagi which, although only roughly tuned, shows an improvement over the previous single quad loop. He is contemplating buying a *PW* "Meon" kit to get going on the band quicker than by building his own transverter from scratch.

Keith Hewitt G6DER (YSS) is equipped for the band but does not like the h.f. bands type of operating when a DX opening occurs. I find it just the same on 144MHz with people ignoring the DX station's requests for replies from particular squares or countries.

Julie Yates G8MKD (WMD) made some cross-band QSOs to D, HB and OE on July 26 and on Aug 5 at 1713 she worked LA3EQ (CS) on f.m. using just 2.5W to a loft dipole. Steve Damon G8PYP (DOR) lists a few cross-band QSOs to D on July 30 and Aug 5 and to EA2 on Aug 4. CT1LN was worked on Aug 4 and 11 via E-layer and on the 16th he contacted the first GW on the band, GW1PDN (YL).

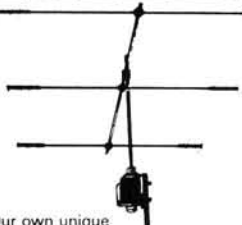
GJ4ICD sent along copies of QSLs received from CT3BX worked on July 4 and 18 in IM12NP. In his covering letter, Hernani requested information for a 50MHz p.a.; he has a circuit for a 144MHz p.a. but did not say whether he has a solid state or valved design in mind. He is going to make a second 5-ele Yagi too.

On Aug 4 GJ4ICD worked GM3JIJ (WS) and GM4BYF (YP). On the 5th Geoff worked LA3EQ, GM3JIJ, LA1BEA, LA5UBA, GM4UPL and GM4YWQ (YQ)—all the LAs in CS square. The period was 1530-1656. In the Perseids, very long bursts of up to four minutes duration



COMPACT Spacesaver ANTENNAS

AQ6 20, 2 Ele and 3 Ele
4 BAND, 6, 10, 15, 20 M
AQ6-20, 4 Ele NEW



Our own unique design that WORKS

CLOSE COUPLED – HI 'Q' – CAPACITY HAT LOADED YAGI

Special features:

- Unique Altron fully sealed coils for max stability
- Resonant length elements for improved VSWR (1:1)
- Selectively detuned for optimum performance and gain (no gimmick quad needed)
- Easy trim spokes with lock nuts and spares
- Minimized wind load and weight
- Double insulated elements

As reviewed by
G4HCL in HRT
April '87

Typical performance

Antenna model	AQ-20/2E	AQ6-20/3E	AQ6-20/4E
Forward Gain dbd	3.8 to 4.8	5.5 to 7.5	7 to 9
Front to Back Db	13 to 15	16 to 18	18 to 23
Side Null Db	25	25	30
VSWR (typical)	1.1:1	1.1:1	1.1:1
Weight	7.5lb	12lb	16lb
Wind load	2ft ² 0.18M ²	3ft ² 0.27M ²	4ft ² 0.37M ²
Turning radius	76"/1930mm	96"/2438mm	117"/2971mm



PRICE + p&p £114.50 (6.00) £169.00 (8.00) £230.00 (10.00). Carriage UK mainland.

PRICES ARE INCLUSIVE OF VAT. TERMS. CWO. ACCESS. VISA.

PRICES CORRECT AT TIME OF GOING TO PRESS.

WE DESIGN – WE MAKE – WE SELL DIRECT. You get best value

Callers welcome.
Open Mon-Fri 9am-5
Sat 9am-12.15pm
HP Terms

ALLWELD ENGINEERING
Unit 6, 232 Selsdon Road
S. Croydon CR2 6PL
Telephone: 01-680 2995 (24 hr) 01-681 6734
STOCK ITEMS NORMALLY DESPATCHED WITHIN 7 DAYS

ELECTRONIC MORSE KEYS

Can be used as twin paddle or single paddle keyer. Internal or external paddle versions available.



Wide range speed control. Adj. sidetone, vol. and tone. 'TUNE' switch. Extremely quiet screened reed relay keying circuit. Runs from 12v. D.C. or 240v. A.C. P.S.U. available.

Tested under a wide range of R.F. conditions.

ALL ready built units have 100 hour soak test for reliability.

TA2 – Ready built keyer with internal paddle	£49.90
TA3 – Kit with paddle unit pre-assembled	£34.90
TA6 – Ready built keyer. Requires external paddle	£42.50
PU1 – 240v. A.C. P.S.U. in mains plug case	£7.50

All prices are fully inclusive of all charges.

TARGA ELECTRONICS

9, Renishaw Road, Mastin Moor, Chesterfield, Derbyshire, S43 3DW.



NEW! The highest quality D.I.Y. kit available

The DD Simplesat System includes a new stand design, new 1.2m dish, remote stereo receiver, LNB, polarizer, cable, and full instructions.

Only £525 plus VAT

Don't buy rubbish – buy DD!

Send now for our comprehensive component catalogue (S.A.E. required A4 size).

4 Station Road, Parkstone, Poole, Dorset
Telephone: 0202 749495

NEW

THE

7th Edition

INTERNATIONAL VHF-FM GUIDE

REPEATER DIRECTORY & VISITORS' LICENSING FOR UK & OVERSEAS

UNITED KINGDOM

An invaluable guide to the locations and characteristics of all the VHF voice repeaters in the UK. Each operational 2m repeater has a full page to itself with a coverage map and a description of how to work through it. All repeaters are plotted on a UK map and listed by channel and by callsign with height, power, timeout etc. 70cm repeaters are now listed and shown on a UK map. Licensing info for foreign visitors.

OVERSEAS

Maps and comprehensive lists of VHF and UHF repeaters in all W. European countries, Scandinavia, Australasia and S. Africa. Repeater information is complemented by addresses and details of formalities and costs involved in getting your visitor's licence (inc. USA & Canada) before you set out. Know the snags in advance! Includes latest details on countries accepting the multilingual CEPT licence.

YOU'LL WONDER HOW YOU MANAGED WITHOUT IT!

128 pages
Amazing value at

£2.85

+30p. P&P

Quantity discounts for Clubs,
write for details.

J. BALDWIN, G3UHK, 41 CASTLE DRIVE, MAIDENHEAD, BERKS SL6 6DB

National Giro No 22 442 4009

were copied from GB3RMK around noon for an hour and GM stations were heard in local QSOs on the 11th. Tropo, Es and Ar propagation was heard in Jersey on Aug 31.

As to band occupancy, Geoff took a random section from his log and of 89 different stations, 67 (73.3 percent) were A licensees and 35 of those were G3/GM3/GW3s; "an interesting percentage" as he remarks.

Dave Lewis GW4HBK (GWT) found GB4GD on Aug 10 for a new country and on the 13th m.s. mode brought GM0FRT and G18YDZ. GB4XN in Anglesey was worked on 20th and Dave now has 21 countries on the band. In an Aurora on the 25th he heard GM3WQJ at 1845 and GM4DGT at 1930UTC.

The 70MHz Band

Bill Somerville-Large EI9FK (Wicklow) sent a very comprehensive account of August portable operation from VL and UL squares, the first session of which was the 9th to 12th. On the 9th from IO51FN m.s. QSOs were made with G4SEU and G4WND and tropo ones with GW4HBK, G3EKP and G3IKR.

On the 11th, from IO41XP, m.s. contacts were completed with G4WND, G3EDD and G3RSI. In better reflections on the 12th, Bill completed with G4MKF, GW4HBK, G4AFJ, GB4GD, G4TGB, G4SEU, G3IKR and G4NBS. He suspects his RX was a bit deaf as he was being consistently well heard but found it difficult to copy complete information from calling stations.

The second portable session from IO51FN was August 23 and 25 in "dis-mal" tropo conditions. QSOs were made with G3EKP, GB4XN, G3APY, G4APA and EI4DQ. On the 25th, Bill had assistance from GB4XN who identified calling stations.

With high pressure building up by the 27th, he went over to IO41XP again enjoying a spectacular view from the hill on the Beara peninsula. QSOs were made with G3EDD/A (CNL), G3APY, G3UVR, G4APA, G3RSI, G3EKP, G4SEU, G4AFJ, GW3MHW, GW4HBK, EI4DQ and EI9ED.

Bill's 70MHz station comprised a Yaesu FT-707 and FTV-707 module with BNOS amplifier, the antenna being a wide spaced Yagi made from the remains of old TV antennas and supported on the side of the car on a 4.5m pole. He remarks at not hearing one Class B licensee yet so hopes some will be encouraged to use the band.

G4NBS had the RIS engineers check out his station in July and they gave Tony a clean bill of health. GB4GD and GB4XN were worked on Aug 10 and 21 respectively. After completing with EI9FK/P on m.s. on the 12th he listened for another hour and worked G4SEU in a long back scatter m.s. burst. Tony uses a Kenwood TS-660 on 50MHz, transverting to 28MHz then up to 70MHz with an SEM Europa.

Jerry Russell G4SEU (WKS) lists G4APA/M on a local canal on Aug 20 and GB4XN; GU2FRO (SRK) on the 29th; GU2HML (GUR), GB4GD, G6BDF (YSS) who was running 0.5W to a wire dipole, and the two EI expeditions on the 30th. G8GRT (GBE) with 2.5W to a loft dipole was a new station on the 31st.

On Aug 23 Jerry operated portable from NLD, TWR and CVE making 24 QSOs with 17 stations in 13 counties and three countries. This involved a 780km journey in 15½ hours.

David Meadows G4TGB (NOT) worked EI9FK/P (UL) via m.s. on Aug 12 while on

tropo he contacted GB4GD on the 10th and GB4XN on the 19th. On the 5th he worked six stations on s.s.b. while driving to Manchester Airport. He mentions 11 new stations on s.s.b. and 12 on f.m. and that G3ZIG (NOR) is back on the band after a year.

John Jennings G4VOZ (LEC) comments that most of the class B licensees now QRV are G8s who are experienced operators. He has not noticed any great rush of Bs to get on the band as yet.

John is very pleased with his 1987 achievements and reckons he has never worked so many countries, counties and squares so early in a year before. Thanks to G4SEU/P he ticked off his last English county (CVE) on Aug 23. He lists the following newcomers worked: G1RZR (NOT), G1DOX (CBA) running QRP to an indoor antenna, G4QVK (WMD), G1JRU (HPH).

Other notable QSOs included EI4VBM/P on c.w. on Aug 6, GB4GD on the 9th worked on s.s.b. and f.m., G3JRL (DOR) on s.s.b. on the 12th helped by m.s. reflexions, G8ECI (LCN) on the 14th, G4PCB (DVN) on the 15th, G3JOC (NOR) on the 17th and club station G3SSO (GLR) on the 18th and which was a new call to John.

GW4HBK reports good activity and between Aug 2 and 24 Dave worked G3MPN, G3JOC and G3ZIG (NOR), GB6ZMN (GNS), EI4VBM/P (VL), G8EGI (AN), EI9FK/P, GB4GD, GB4XN and G4BWW (LNH).

The 144MHz Band

First the m.s. scene and the conclusion seems to be that the Perseids shower peaked in the early hours of August 13 although **Tom Cocking EI4DQ** (Co. Cork) found reflections best between 0900 and 1500. His station comprises a Yaesu FT-290R with MuTek board, 4CX250B amplifier, a 16-ele Yagi and 8-ele quad with masthead pre-amp and 12mm Helix feeder. His site is 90m a.s.l.

In the period Aug 2-14 Tom lists 23 QSOs with CT, D, F, I, OK, OZ, PA, SP6 and Y stations in squares CL, DH, DK, DL, EI, EL, EN, EP, EQ, FE, FI, GE, GI, GM, GP, HK, IJ, IL and WB, using both c.w. and s.s.b. Bursts up to 55 seconds were recorded with some contacts completed in three minutes. EI4DQ is in VL square which should make him very popular with the European m.s. addicts.

GODAZ completed some choice QSOs in the Perseids period including OHONC/OJO (JP90) Market Reef, on Aug 9; UR1RWX (KO29) on the 11th, UP2BKH (KO05) on the 12th and HB0/HB9QQ (JN57) on the 15th, well past the shower.

Peter Atkins G4DOL (DOR) did not think the shower was very impressive. On random s.s.b. on the 12th he completed with OZ4VV (EQ) at 0816 and IO CUT (GB) at 1039.

Dave Dibley G4RGK (BKS) though conditions were very good on the 12/13th and he completed with OE3JPC (II), SP6AZT/4 (LO), HG4KYB (JH), SP3MFI (JL), IW5AVM (FC), EA3MD (AC), SM4DHN (GU) and SP4ARE/4 (LN). He reckons the reflections were better than those of the last 3/4 years.

Don Hooper G4RNL (CHS) completed some fine QSOs in the Aug 7-19 period including on c.w. HG1S (IH), UR1RWX, SM6MKH (GS), I3YXQ (FF), SK3SN (IU), SM4POB (HU), I3MEK/P (FG), YU2CKL (HD), IW2CSM (EF), SM3PXO (GX), SP5EFO (KM), OH5LK (NU), HB0/HB9QQ, HG4KYB and SM2CEW (LZ). Using s.s.b.

he found I4BXN (FE) twice at random, EA5HM (YZ) and OY9JD (WV).

Ray Baker G4SFY (NOR) completed with IW5BPE (FC) on s.s.b. in 35 mins on Aug 10. The next day in 48 mins with IK4GNG (GE) on s.s.b. On the 12th with HG6NQ in one burst on s.s.b. at 1231. On the 13th, IK2JKI (EF) in 19 mins and HA4KYD (JH) in 24 mins during the only burst—no pings at all—and which lasted 24 secs.

John Palfrey G4XEN (NMH) lists SM3BIU (JP73) for a new square on Aug 3. He also worked the OJO, HG4KYB and I3YXQ on c.w. On s.s.b. IK4GNG was another new square. G6DER worked "nine assorted I, OE, YU and OKs via m.s. on Aug 12/13."

John Nelson GW4FRX (PWS) made his first ever m.s. contact on s.s.b. with OE8HWQ (HG15g), a sked set up for him by GODAZ as the OE had never worked Wales. It came off in 43 mins from 1800 on Aug 13 with 26/38 reports.

Now to the Es events which ought to be the last for 1987, but remember that surprise event on Sept 20 last year? **Johan Vande Velde ON1CAK** (Liedekerke) worked EA5NY and EA5EMM (IM99) and EA5DFY (JMO8) between 1632 and 1638 on Aug 5 but his best DX was UB5XQS (KN67PT) at 2124km at 1355 on the 16th.

GODAZ could not hear the EA5s on Aug 5 but did work YU1EN (JN94) and YU3HEJ (JN76) around 1900 on July 26. **Anthony Wayland G1HJW** (ESX) heard continentals working some Es on Aug 5 but did not work anyone until 1615 when he got EA3BTZ in JN01. He later worked EA3CNX (JN11) and EA6QB (JMO8).

Geoff Grayer G3NAQ (BRK) worked IC8ECJ (JN70), IK0BZY (JN61), IW8BLR (JN71) and 9H1FL (JM75) on July 27 between 1714 and 1740. At 0757 on Aug 5 G4DOL worked CT1LN (WX) for a new square while on July 30 G4IGO nearly worked HG7JZS (JN97) at 1815.

The Aug 5 brief opening brought HG1YI/MM (BB) for both G4RGK and **Ian Harwood G8LHT** (YSS). Ian also worked EA3BTZ as did **John Wimbles G4TGK** (KNT) and **Ron Reynolds G6WEM** (ESX). G4XEN worked this station plus EB3CNX and EA3AKG (BB).

Next to the welcome return of some Auroral activity, the first session of which was on Aug 25. In the southern part of England, it probably started around 1850. G4SFY worked on c.w. LA9FY (EU), GM4OGM (YP) and GM4IPK (YP). GM4IPK worked 104 stations in this event which was quite obviously favouring Scotland. Only the two GMs were worked from G3FPK the QTE (beam heading) being 20° and the Doppler shift about 1kHz h.f.

GW4FRX telephoned me at 1830 about this one after he had worked into UP and UQ countries. It fizzled out about 1910 and apparently started around 1440 in Scotland. On the 27th another Ar was in progress around 1600 till 1653 but I only heard a couple of very weak GMs on c.w.

The third event was on the 31st during the excellent tropo. G4SFY noticed it at 1628 with GMs and LAs heard. **G4IGO** worked GM4IPK at 1620 and GM4JJJ (FFE) at 1644 at QTEs 20° and 30° respectively. Ken wonders where all the northern Gs were. GW4FRX worked SM1BSA (JN9HF) in this Ar but at G3FPK signals were weak and it was easier to work the same countries on tropo.

All of which leads conveniently to the tropo reports, starting with those from outside mainland UK. **John McGowan EI2FN** operated -/P from Slieve Anieren

(Co. Leitrim) on July 29 and worked 21 stations, 7 Es, 8 Gs, 2 GIs and 4GWs between 2100 and 2250 local time. On the 31st he operated in Co. Roscommon from Arigna Mountain and made 22 QSOs in 2½ hours from 2000. The breakdown was 5 Es, 12 Gs, 1 GI and 4 GWs.

John was in Leitrim again the morning of Aug 1 making five contacts and in the afternoon of the 2nd making a further 14 QSOs. Total -/P time was 6h 20m and he plans to activate other rare Irish counties next summer.

He operated from home (IO63WD) on Aug 16 and from 2004 made 126 contacts in four hours to F, G, ON and PA of which 31 were continentals. He was using 100W to a 7-ele ZL type antenna. He was on for the big tropo opening on Aug 30 from home working many Gs on s.s.b. The tally of continentals on s.s.b. was 18 Ds, 9 Fs, 1 HB9, 2 LXs, 5 OKs, 7 ONs and 13 PAs. The best DX was OK2KZR/P in JN89DN at 1604km and the foregoing were worked from 1915 to 2300UTC.

EI4DQ caught the southerly tropo on Aug 12 and worked 3 EA1s in VD and XD and 11 Fs in BF, CF, ZE, ZF, ZG, ZH and ZI squares. After his 70MHz -/P operation in UL square on Aug 27, EI9FK came on the band and worked 45 G, GI, GU, GW and EI stations in two hours but Bill will have missed the really big opening as he had to return to Dublin.

Irwin Brown GI1JUS (ATM) worked some good DX on the Aug 29/30 weekend including FC1FAW/P (BF), DL6NAA (FK), OK1IBL (GK), DL0WA (EJ) and best DX at 1457km OK1KRA (HK). For GJ4ICD, Aug 29 brought contacts to GD, GI, GM and many Es, the most Geoff reckons he has ever heard.

On the 30th he started at 1013 UTC and finished at 1920. During this period Geoff worked many Ds in the D, E and F columns of squares plus OK1IBL, OE5VRL/5 (HI), Y25QM (GL), many OKs and best DX SP3MFI (JL11e) and SP3JBI (JL21a). The 31st brought more D, OE and OK QSOs, assorted GMs and LAs plus GM4DMA/A (AS69e) for square No. 253 on the band.

ON1CAK operated in the so-called QRP contest on Aug 8 and worked over to EI. On the 16th Johan contacted HB0/YT3AM and on the 23rd to Fs in BE and CE. In the period Aug 29-31 he copied the new Irish beacon EI2WRB on 144.920MHz and worked many British Isles stations plus OE, OZ, OK, LA and SM. His total of new squares was 14 and best DX were HG4KYB at 1099km and LA5EBA (CU) at 1056km.

Colin Oakley GOAEA (IOS) had GOHDN visiting him on Aug 12. Gilbert operated the station and worked lots of DX including many Fs, PAs, HB9 and half a page of Italians. Every single square on the French Mediterranean coast from the EA to I borders was worked.

The mainland stations working the August tropo DX included G0DAZ, **David Thickett G0FEH** (DYS), **Angela Sitton G0HGA** (HFD), **Philip Everitt G1GRH** (CBE), **Bob Nixon G1KDF** (LNH), **G3NAQ**, **Pat Billingham G4AGQ** (SRY), **G4DOL**, **G4IGO**, **G4RGK**, **G4RNL**, **G4SEU**, **G4SFY**, **G4TGK**, **G4TIF**, **G4XEN**, **June Charles G4YIR** (ESX), **Colin Ford G4ZVS** (WMD), **G6AJE**, **G6DER**, **Keith Killigrew G6DZH** (HWR), **Ela Martyr G6HKM** (ESX), **G6WEM**, **G8LHT**, **G8MKD**, **G8PYP**, **G8XTJ**, **GW4FRX** and **Paul Baker GW6VZW** (GWT).

The two English groups that operated from EI were worked by many readers and the Derbyshire Hills folk had the better of

the conditions. On offer were VL, VM, VN, UL, UM, UN and UO squares and counties Cork, Kerry, Mayo and Galway at least.

There was some remarkable propagation on Aug 12 to Italy. Widely worked were I1KIX, IW1BLJ and I2BSN (DE), I1NKT and I1TEX (DF), IK1HWG and I2FHW (EE) and I1KTC, I1VEH, I2FAK, IK2DMF, IW2AEN, IW2BHT, IW2BNA and IW2CSM (EF). It seems these stations could be worked up to about the Midlands from about 2040 till well past midnight.

This lift started for G4DOL on the 11th when Peter worked EA2JG/P (YC) but for most everyone else it began in the early evening of the 12th when Spanish stations appeared. These included EA1DAV (WD), EA1EBJ/P, EA1EJH, EA1KC, EA1NV and EA1TH/P in XD and EA2BUF (ZD).

Later on conditions favoured southern France and the stations worked included F1ADT, F6GPT and F6IMH (ZE), FC1LUW/P (ZG), FC1JII (AD), F6HRY (AD), FC1AJE/P, FC1GTU, FC1MOZ, F6ARQ and F6HKA (AF), FC1DBE/P (AG), F6EYM/P (BE), F1CJG/P, F1FAW/P, and F1GPL (BF), FC1BLL/P, F6BVF and F6EPE (CD), FC1CPW and FC1JRX (CF), FC1CCC, FC1FDW, FC1FLA, FD1HLL, F6BSJ, F6GYH, F6HYE and F8OP (CG), FC1DDA/P (DE) and FC1FKS and F6HYG (DG). Many other Fs in more northerly squares were worked, and there were several HB9s in DG, DH and EH squares too.

On the 16th conditions to France were again quite good and G4DOL worked F1HAR/P (AE), F6HTJ/P (BC) and FC1JRX (CF). On the 21st, Peter worked seven stations in ZD and ZF including EA2FUN.

An even more spectacular opening took place on Aug 29-31 and it was puzzling to know where to aim the beam with stations coming in from EI, through F, HB, central Europe and later Scandinavia. To set the scene in some perspective, GW4FRX ended up with a tally of 31 OKs, 17 Ys, 3 SPs and two each HB9, LX and OE stations.

There just is not the space to list all the many DX stations that were worked so I will just mention a few such as HG4KYB (JH), OK2KZR/P (IJ), OK3CQF (II), SP6GWB/6 (IK), SP6GZZ (IL) and SP9EWU (JK).

Throughout the evening and night of the 31st, **Laurence Howell GM4DMA/A** was operating from AS69e and there can be nothing but praise for the way he so efficiently handled the pile-ups. Sometimes he called for particular countries or squares, at other times he would make a list of perhaps half-a-dozen partial call-signs then work them in turn. In this way he must have given hundreds of stations their first QSO with AS square. The moral is, listen to what the DX station is saying and do not call out of turn. If he asks for, say, stations in YK square and you are in ZM, then do not call. Just because you may not hear any reply it does not mean to say he cannot.

The 430MHz Band

G0DAZ worked EI4VCH (IO53) on Aug 5 as did G1KDF for whom Co. Mayo was an all-time new one on the band. On July 31 Bob got EI9ED (Meath) and on Aug 16 EI4EY (Limerick).

The deadlines for the next three issues are: October 28, November 27 and December 30.

The Aug 12/13 tropo extravaganza brought the first Italian QSO for G3NAQ, I2FHW (EE) on c.w. Geoff also contacted F1GPL (BF), FC1JRX (CF), FC1DV and F1EIT/P (BG), FC1AIW (AH), FC1FKS and HB9SNR (DG) and F1EA (DI) all on s.s.b.

G4RGK found only poor activity in this period and Dave worked a few of the above but could not raise I2FHW. However G4XEN did and John also worked IW2BNA (EF) for a new country and two new squares. G6AJE was QRV for the low power contest on Aug 9 but found the conditions very poor but did work G0FRE/P and hopes for a QSL.

For G6DER, EI4VCH (VN) on Aug 5 and OK1KKH/P (HJ) on the 30th were new squares. G6HKM worked EI5FK (Cork) on Aug 1 and G3ZME/P (CNL). In the 12/13 tropo Ela made a few French QSOs including F6GYH (CI) her 100th square. She was on in the QRP contest but only made 28 QSOs in six hours which says it all. On Aug 31 she found OE3XUA (HH), HB9MIN/P (DH) and LA1YCA (DS).

G8LHT now has 50W on the band from a 2C39A p.a. In the end-of-August tropo Ian had 11 QSOs including OZ1JPT (GO), F6CTW (BI), F1EHN (BI), HB9MIN/P, LA1YCA and DK0NA (FK). Most readers remarked on the very selective nature of the tropo openings.

G4NBS worked G0FRE/P in the QRP contest. Later in the month Tony worked GB4GD and GB4XN, also GW3JXN/A (XM). On Aug 24 he found good activity with GB4XN, G6OOX (WKS), G4VOZ, G4KUX (DHM), G6DER and G8GXP (YSW). G3BSN mentions G1NRM (LDN) and G1YOU (DVN) as new on the band.

The Microwave Bands

On 1296MHz G1KDF now has a 35W solid state p.a. of USA manufacture and on Aug 5 he worked EI4VCH/P in Co. Mayo for a new square and county. The night of Aug 12/13 G4RGK had his 1296MHz station in operation but no complete QSOs resulted, only a partial one with F6GPL (BF).

G4NBS operated in the 1.3/2.3GHz contest on Aug 23 but Tony only had 26 QSOs on 1296MHz including GW4MGR/P, GW6CMS/P, GW4FRE/P (GWT), GW3JXN/A, G14OPH and PA0WWM. The next day he worked G6DER and G8GXP.

G6AJE also came on for the contest making eight QSOs. Mike used an LMW transverter with HXTR3645 pre-amp and a Down East Microwave amplifier using NE1320 devices giving 10W p.e.p. His antenna is a 27-ele quad loop. Best DX was GOALE/P at 199km in diabolical conditions.

G6DER has worked nothing new on 1296MHz but on 2320MHz Keith lists GB4GD (XO) on Aug 10 and G3AQS (YK) on the 30th as new. Although worked on 1296, OK0NA (FK) faded away on 2320MHz during a call to G6DER lasting three minutes.

On 1296MHz G6HKM worked GB4GD on Aug 10 and on the 16th Ela came on for a French contest working into AG, BF and ZH squares. Best DX to date is FD1GYA/P at 692km. On the 30th F6DZK (AI) was another new square. G8LHT has made three contacts on 1296MHz with 1.5W at a.m. during the contest.

Apologies to those readers whose contributions I have not had space to mention but whose figures are in the tables. Sorry, no squares table either due to pressure on space; if September proves to be a quieter month it will re-appear in December.

John Barber G4SKA reports hearing 8R1RPN (Guyana) calling the States on 14MHz. It seems the station got more than it bargained for as a "megawatt" pile-up followed! John has also supplied his usual very comprehensive RTTY log based on his operation in the SARTG contest. Included in this report was TR8DX (Gabon) worked on 3.5MHz, 7.0MHz and 21MHz which is pretty good going, well done John. Other interesting stations worked were, on 14MHz: HK5DUM (Colombia), HL1EJ (Korea), TI2ZW (Costa Rica), YV5KTX (Venezuela), 9Y4DG (Trinidad), VK7AE (Australia) and on 21MHz: HC5K (Ecuador) and 5N0GAA (Nigeria). Altogether a very good selection of RTTY stations which hopefully should give John a good placing in the contest.

On the home front this month, I have had to change-over to a BBC computer after my trusty VIC-20 finally passed away. The new computer has meant some extra work setting-up interfaces and software, etc, to get me back on the air. Fortunately I have some BBC compatible equipment to review so the initial setting-up was not too painful, it does mean that the reviews will be particularly significant as I will be parting with my hard earned cash at the end!

RTTY observations this month have been quite interesting with a number of useful openings. Towards the end of the month there has been a good path to Central and South America, with 559 to 589 RTTY signals heard from Brazil and Argentina on 21.0MHz at around 1600 to 1700UTC. The band is quiet except for these signals so there are very few QRM problems. The beginning of September also saw some late afternoon openings to India, I managed to log VU2NR at 1523UTC on 2 September. For those of you interested in RTTY mailboxes ZS6CDJ (South Africa) has been regularly received in the late afternoon.

Did anyone copy the DXpedition to Fernando de Noronha (ZYOF) that I mentioned last month? So far I have heard nothing, any news would be very welcome.

AMTOR activity seems to have remained fairly stable with the bulk of the stations on either 3.5MHz or 14MHz. The mailboxes in particular are used very extensively and the excellent G3PLX mailbox is always well used.

There appear to be yet more countries active on Packet this month. I have heard that OX3CO (Greenland) and YB5NDG (Indonesia) are both active on 14MHz so keep a sharp lookout for these stations. If you hear anything interesting on Packet or would like to make a comment then please write.

Still no UK activity on h.f. FAX, but the German stations are regularly operational on 14MHz on a Sunday morning. It's worth a listen despite the Packet interference.

RTTY Standards?

Have you noticed a build-up of apparently un-resolvable RTTY signals on 14MHz? It would seem that the spread of multi-mode terminal units has encouraged some amateurs to move away from simple 45.45 baud RTTY and experiment with some of the other modes and speeds. I first noticed the problem when I worked a RTTY mailbox which, after log-on, requested the user to try operation at 75

baud if available. The speed change proved to be quite effective in most cases and obviously speeded up the transfer of data, hence freeing the mailbox for other amateurs. Since that time I have logged many stations using RTTY at 50, 75 and 110 baud with varying degrees of success. If you have a terminal unit capable of working at these higher speeds and you have good signal strengths in both directions then it may well be worth experimenting, after all that is what amateur radio is all about.

As well as using higher baud rates some amateurs are also using ASCII instead of ITA No2 (International Telegraph Alphabet) or Baudot. The generally accepted standard baud rate for ASCII is 110 baud and most amateurs seem to be conforming to this.

If you try using these different baud rates and modes you will soon notice that given the same signal quality the error rate will be higher than with 45.45 baud RTTY. This is because for any given burst of interference the higher the speed, the more characters will be lost. In addition, when using ASCII the error rate will be higher still. This is due to the fact that ASCII requires seven information bits as opposed to the five bits used in the ITA No2 or Baudot. Don't let all this put you off as amateur radio is all about self education which means experimenting. Before you rush out and start calling CQ at 75 baud RTTY spare a thought for your prospective contact. The permutations for resolving a signal are getting extremely large, the baud rate can be anything between about 45 and 300 baud, the signal may be inverted and the code could be ITA No2 or ASCII. If the receiving amateur has to manually select the speed and mode, etc. then you will probably have given up and gone to bed before he or she finds the correct combination! If you want to try these other modes then I would suggest that you call CQ in the normal way using 45.45 baud RTTY, but include a request for operation at the proposed rate in your CQ call. That way you should only attract amateurs with multi-mode terminal units and once contact has been established you can freely experiment with all the modes, using standard RTTY as a fall-back mode in case of confusion. I would be very pleased to hear your results and general comments on the use of non-standard data modes.

Amstrad PCW RTTY

As promised last month here is the review of the RTTY program by **Dave G4EVS**. The program is supplied on a standard Amstrad disk and operates under CP/M+ on the PCW 8256 or 8512 computer.

As the program uses CP/M this must be loaded in the normal way before the program can run. The supplied disk contained three files comprising the main program, an example message file and the program documentation. As all Amstrad PCWs have a printer it is a fairly safe bet that the user can print his own manual.

Before the program can be used the computer needs to be interfaced with a suitable terminal unit. The first requirement is an Amstrad compatible serial interface, there are several sources of serial interface but the important point is that it must be exactly hardware compati-

Prefix (Country)	Frequency (MHz)				
	3.5	7	10	14	21
A.K.W (USA)	R	R		PR	R
CE (Chile)				R	
CT (Portugal)				R	R
DA.F.J.K.L. (W. Germany)	R			AR	R
EA.C (Spain)		R		APR	R
F (France)				R	R
G (England)	AR	AR		AR	
GI (N. Ireland)				R	
GM (Scotland)	A			R	
HA (Hungary)	R	R		PR	R
HB (Switzerland)	R	R	A	R	R
HC (Ecuador)				R	
HK (Colombia)				R	
HL (Korea)				R	
I (Italy)		R		PR	R
JA.G (Japan)				R	
LA (Norway)	R	R		PR	R
LU (Argentina)				R	R
LZ (Bulgaria)	R	R		R	
OD (Lebanon)				R	
OE (Austria)				A	
OH (Finland)		R		APR	R
OK (Czechoslovakia)	R	R		R	R
ON (Belgium)				PR	
OY (Faroe Is.)				R	
OZ (Denmark)	R			R	R
PA (Netherlands)	R			R	
PP.Y (Brazil)				R	R
SG.K.L.M. (Sweden)	R	R		R	R
SO.P (Poland)	R			R	
SV (Greece)				PR	
SV5 (Rhodes)				R	
TI (Costa Rica)				R	
TR8 (Gabon)	R	R		R	R
UA.V (USSR)	R			R	
U05 (Moldavia)				R	
UT (Ukraine)				R	
VE (Canada)				PR	
VK (Australia)				R	
VU (India)				R	
Y (East Germany)	R	R		R	R
YB (Indonesia)				P	
YO (Romania)	R				R
YU (Yugoslavia)				R	R
YV (Venezuela)				R	
ZS (South Africa)				R	R
4X (Israel)				R	
5N0 (Nigeria)					R
9H (Malta)	R	R			R
9Y4 (Trinidad)				R	

ble with the Amstrad unit. Beware of any serial interface that is supplied with software to drive it, it probably won't work on this system. Once you have the interface the connections can be made to the terminal unit. One further point here is that the serial interface uses RS-232 levels and the voltages range from +12 volts to -12 volts so be sure that your terminal unit can handle this. The actual connections are for transmit/receive data and transmit/receive switching. One important point is that during the loading of CP/M the transmit/receive switching line is in the transmit state, so this line should be made switchable.

When the program has been loaded the screen will show the main menu which has nine options available. The system utilises the real time clock facility of CP/M+ so using option F this can be set first. As with most communication programs there are default values for all the parameters, in this case they are 45.45 baud RTTY with 1.5 stop bits. The baud rate can be changed from the main menu and the rate can be set to any one of the following: 45.45, 50, 75, 90.9, 110, 134.5, 150, 181.8, 200, 250, 300, 600, 1200, 1800, 2400, 3600, 4800 or 9600. The number of stop bits is also adjustable to 1, 1.5 or 2 bits. As well as standard RTTY using ITA No2 the program can also use ASCII which is a mode that is coming back into favour. The RTTY baud rate range can also be used for ASCII transmission. When working in

Practical Wireless, November 1987



Fresh stocks again secured at
this
SPECIAL PRICE



£39.95

NEW AUTOMATIC ANTENNA ROTATOR – Aerial Techniques introduce their new automatic, economical rotator system for improvement of radio and television reception. Ideal for **DXing** and domestic use (pull in alternative out of area ITV regions), the full mount rotator accommodates ALL types of TV & FM aerial, large or small, having 192 lbs/in of motor torque. The system consists of two major components, the automatic control box and the rotor head unit, the vertical carrying capability of the latter is 45kg. The additional Support Bearing may be used for heavier load applications (up to three aerial arrays may be employed, depending on size). The attractively styled Control Console features continuous indication of beam/aerial heading, telling you the aerials position at all times. Bracket for Rotator support mast up to 52mm (2" approx) in diameter, stub/rotation mast is up to 40mm (1½" approx) in diameter.

KINGROTOR Automatic Antenna Rotator and Control Console (uses 3 core cable) **£39.95**

SUPPORT BEARING for heavier load applications **£13.95**

YOKO Multisystem VHF/UHF 5" screen Television. System B/G (5.5MHz sound) AND System L **FRENCH** standard (6.5MHz sound). Ideal for TV-DXing and Sporadic-E monitoring, covers Band 1, 3 & UHF; 3-way power, 12v DC (lead supplied), Dry batteries & Mains operation. (SAE leaflet) **£89.95**

(Carriage & Insurance on above TV £4.95)

'A TV-DXers Handbook' completely new and revised edition by Roger Bunney, a must for ALL DX enthusiasts **£5.95**

We are the specialist aerial company for all installations – domestic, fringe, distribution and **DX**. Try our comprehensive and illustrated **Catalogue** at **75p** full of all the latest equipment, please include SAE with any other enquiries.

All prices inclusive of VAT & Carriage. Delivery normally 7-10 days.
ACCESS & VISA Mail and Telephone orders welcome.



AERIAL TECHNIQUES (PW)

11, Kent Road, Parkstone,

Poole, Dorset, BH12 2EH. Tel: 0202 738232.



COMMUNICATION CENTRE OF THE NORTH

The largest range of communications equipment available in the North. Full range of receivers, transceivers, antennas, power supplies, meters. **Ali tubing – wall brackets – rotators – insulators.**

We are the original amateur radio suppliers in the North West with 20 years experience in all types of equipment. Wide range of Base, Mobile, Antennas for all applications. Full range of equipment on display. Guaranteed after sales service. Official Kenwood stockist for North.

Also stockists for Tonna, Welz, G.Whips, Jaybeam, RSGB Publications, Diawa, Microwave Modules, Capco Antenna Tuners, Butternut Antennas, Cushcraft Antennas, MJF Accessories.

RECEIVERS

Full range of receivers for all modes and frequencies.

KENWOOD R5000 General Coverage Receiver **£875.00**

VC20 VHF Converter for R5000 **£167.00**

KENWOOD R2000 General Coverage Receiver **£595.00**

VC10 VHF Converter for R2000 **£161.00**

JRC NRD 525 General Coverage Receiver **£1,195.00**

CMK165 VHF/UHF Converter for NRD525 **£391.35**

HF125 General Coverage Receiver **£375.00**

AR2002 Wide Band Scanning Receiver **£487.00**

R532 Synthesised 100 Channel Airband Receiver **£224.00**

R537S Hand Held Airband Receiver **£69.50**

AT1000 SWL Antenna Tuner **£69.00**

Please send SAE for full information and up-to-date prices as these fluctuate to change in sterling rates.

For the caller a wide range of Aluminium Tubing, Clamps, etc. at competitive prices, i.e. 12" x 2" Ali Tubing **£10.95**.

Full range of RSGB and ARRL publications in stock.

Part Exchanges welcome. Second hand lists daily.

Send S.A.E. for details of any equipment.

HP terms. Access/Barclaycard facilities.

Open 6 days a week. 24 Hour Mail Order Service.

Goods normally despatched by return of post.

Phone 0942-676790.

STEPHENS JAMES LTD.
47 WARRINGTON ROAD, LEIGH, LANCs. WN7 3EA.

SPECTRUM COMMUNICATIONS

MANUFACTURERS OF RADIO EQUIPMENT AND KITS

4 and 6m EQUIPMENT

RECEIVE CONVERTERS 4 or 6m antenna input, 10 or 2m i.f., variable gain 0-26dB, n.f. less than 3.5dB. Buffered local oscillator output, types RC4-10, RC4-2, RC6-10 and RC6-2. PCB kit **£17.25**, PCB built and tested **£24.50**, boxed kit **£29.25**, boxed, built and tested **£41.00**.

TRANSMIT CONVERTERS 4 or 6m variable power 80mW to 2.5W, 2m or 10m drive 10mW to 100mW. Local oscillator input matches receive converters. Types TC4-10H, TC4-2H, TC6-10H, TC6-2H. PCB kit **£27.50**, PCB built and tested **£37.75**, boxed kit **£39.50**, boxed built and tested **£53.00**.

TRANSCIVE CONVERTERS Single board version of receive converter and 500mW transmit converter. 10m drive 25mW to 500mW. Types TRC4-10 and TRC6-10. PCB kit **£39.00**, PCB built and tested **£54.00**, boxed kit **£54.00**, boxed, built and tested **£83.25**.

TRANSCIVE CONVERTERS Separate receive converter and 2.5W transmit converter in a single boxed unit, 2m or 10m drive 10mW to 100mW only, requires r.f. sensing switch and attenuator for use with 2.5W 2m rigs. Types TRX4-10H, TRX4-2H, TRX6-10H and TRX6-2H. Boxed kit **£60.00**, boxed and built **£99.50**.

TRANSCIVE CONVERTERS As above but including an interface providing RF sensing attenuation and PTT switching. ½W-5W 2M drive. Types TRX4-2I and TRX6-2I. Boxed kit **£67.00**, boxed and built **£115.00**.



CB to 10m

CB TO 10 FM CONVERSION BOARDS – THE FIRST COMMERCIALY AVAILABLE, suits all UK FM CB rigs to give 29.31 to 29.70MHz. Size only 63 x 40 x 13mm. Built and aligned board SC29 **£15**. Or send your rig and we'll fit it. £28 inc. return P&P for mobiles. £31 inc. for base rigs.

MULTIMODE CB CONVERSIONS, send your 120 channel rig and we'll convert it to give 28.01 to 29.70MHz in straight sequences without gaps. Colt 1200DX, Cobra 148, Hy Gain 5, Multimode 2, Major M360, Tristar 747 & 777, Super Star 360, Concorde, etc. **£62** inc. return P&P. Jumbo or Colt Excalibur 1200, **£65.80** Channel rigs such as Stalker 9 or Major M588 are modified to give 28.31 to 29.70MHz in straight sequence without gaps. **£55.00** inc. return P&P. 200 Channel in 4 bands of 50 are converted to give 28.00 to 30.00MHz or 28.00 to 29.70MHz as required. Super Hy Gain 5, Lafayette 1800, Super Star 2000. **£45.50** inc. return P&P. Nato 2000 **£52.50**, Super Star 2000-5x40CH **£70**. Colt 1600, 4x40CH, **£65.50**.


RECEIVE PREAMPS

2, 4, 6, or 10 metres RF switched and DC sensing, 100W transmit handling power, gain 0-20dB adjustable by panel control, NF 1dB on 2M, 2dB on 4 & 6M, 3.5dB on 10M, 13.5V negative ground operation. Excellent performance at a reasonable price. Well made attractive boxed unit 77 x 70 x 39mm, an asset to any Ham shack. Types RP2S, RP4S, RP6S, & RP10S. PCB KIT **£12**, PCB BUILT **£16.75**, BOXED KIT **£20.25**, BOXED BUILT & TESTED **£27**.



FOUNDATION TRANSMITTER

2 Metre FM & CW 1 watt 6 channel crystal controlled transmitter. Uses readily available 12MHz series crystals. Bandpass coupling between stages and LPF at the output provides a very clean signal. Easy to build and align, requires only a multimeter, a wattmeter, & a wavemeter. The transmitter board is accompanied by an audio modulator board for FM and an aerial changeover board with CW switching circuitry. Crystal for FM calling on S20 included, others available at £3 each. Ideal for both the newcomer and well established Ham, also perfect for the dreaded CW. Data sheet & PW review gladly sent upon receipt of an SAE. PCB KIT **£38.75**, PCBs BUILT AND TESTED **£55**.



VAT & P&P INC PRICES Delivery within 14 days subject to availability. 24 hr answering.

UNIT B6, MARABOUT INDUSTRIAL ESTATE, DORCHESTER, DORSET. TEL: 0305 62250



ASCII an option from the main menu allows a complete ASCII file to be transmitted which can prove useful for sending computer programs or messages over the air. Whilst in receive it is sometimes useful to be able to save received text on disk. This facility is enabled in the form of a capture file which can be turned on and off during reception. The file is opened and named by using an option on the main menu, when data is to be sent to the file you type (, and to stop the process a) is typed. The state of the capture file is shown on the bottom line of the screen which is used as a general status line. When transmitting it is very useful to have a method of automatically sending stan-

dard messages and in this program up to eight messages can be stored in a message file. The messages are recalled by typing # followed by the message number. Although only eight messages can be stored in a message file there is no limit to the number of message files, so you could have one file for v.h.f. another for h.f., etc. To change between message files you have to return to the main menu and load the new file.

I found the program very easy to operate and the menu options were well chosen. The most serious problem from the operational point of view was the lack of a type ahead buffer whilst in transmit mode. An additional problem, at least with my set-

up, was quite severe QRM from the computer which seems to be coupled via the interface lead. One solution worth thinking about is the use of an opto-isolator in the RS-232 lead.

The program is available from BARTG Components Manager, John Beedie, GW6MOK, Ffynnonlas, Salem, Llandeilo, Wales, SA19 7NP. Tel: 0558 822286. When telephoning try anytime up to 2130, no later please. The price to members is £15 including postage and packing. Membership details can be had from the same address.

That's all for this month, now summer holidays are over perhaps I can get some serious data work done!

Amateur Satellites

"RS" Satellites

Whilst RS-5 and 7 have continued to be noticeable by their absence (whilst awaiting a command system), the new USSR RS-10 and 11 transponder system has been well used in the past month, with new stations coming onto the satellite daily. Many new countries never heard before are active, thanks to the sensitivity, strong downlink, and new h.f. capability capture of the system. Mode "KA" has been the main activity mode this past period, with some half of the participants uplinking on two metres, the other half on fifteen metres. Star QSO of the month for your author was a QSO with UZ0QWB in Yakutsk, deep in Zone 19.

For those without computers or trackers, we have this month reproduced as Fig. 1, a look-up table for the new satellite. This is based on central England, but will not stray too much when used in most of the UK. The first column gives the EQX, equator crossing of the satellite, which time and degrees west of the Greenwich meridian may be worked out by adding the period to our reference orbits. We then add on the minutes shown in the second column. "AOS(m)" which gives the AOS, or acquisition of the satellite, whilst our third column "AOS(b)" gives the bearing in degrees where it first appears. Our next column gives the time of closest approach in minutes after EQX, and the following the bearing where this occurs. Our column headed "LOS(m)" gives the minutes elapsed from EQX when we lose the satellite to sub-horizon, whilst "LOS(b)" gives the bearing where this happens. Our notes describe the satellite movement, and the best DX possible.

To calculate an example, we can take our figures for R10 from Fig. 2, our set of reference equator crossings for all satellites, as being at 0140UTC at 72 degrees west on Sunday, 11 October. Referring now to Fig. 1, at the nearest, 70 degrees EQX, we get acquisition of signal twenty minutes later, 0200, at a beam heading of 320 degrees. Time of closest approach is EQX 0140 plus (from the TCA(+m) column) 23 minutes, e.g. 0203, with the satellite now at 340 degrees bearing. We lose the satellite at EQX 0140 plus the 26 minutes add-on given in the LOS(+m) column giving us LOS at 0206 at 360 degrees, due north.

If we wish to take the following orbit, we have to add the 104.9 minutes given under the "Next Orbit + mins" from Fig. 2 to be given reference equator crossing of 0140UTC, and also add the "+inc" of 26.3 to the "Brg.W" to give 0303.3 minutes at 98.3 degrees west, and then

RS-10/11 Pass times 'Look-up' Chart for the United Kingdom

Fig. 1

EQX	AOS(+m)	AOS(b)	TCA(+m)	TCA(b)	LOS(+m)	LOS(b)	NOTES
0	6	175	16	80	24	15	S to N o/h)
10	7	195	15	270	25	10)
20	8	210	16	290	25	10	
30	9	230	17	300	25	10	
40	11	250	18	310	26	10	
50	14	270	20	320	26	10	W/VE AOS)
60	17	300	22	340	26	5)
70	20	320	23	340	26	360	
80	24	345	26	360	28	10	Polar DX)
90	26	355	28	10	31	350	VEB/UA0)
100	26	355	31	300	34	50)
110	26	355	33	45	38	80	UA DX
120	27	355	34	50	40	100	Near East
130	27	355	36	70	42	120	Africa)
140	27	350	36	70	44	140	at LOS)
150	28	350	36	60	45	155)
160	28	350	37	270	46	170	N to S o/h
170	28	345	37	270	46	190	
180	29	340	37	280	45	210	E.Af at LOS
190	30	340	37	285	44	230	
200	31	330	36	295	42	255	W/VE1,2,3
210	34	315	36	300	37	290	W8,9,0

ORBITS EMANATING FROM EQX BETWEEN 212 AND 313 DEGREES ARE NOT NORMALLY ACCESSIBLE FROM THE UNITED KINGDOM

320	12	100	16	70	21	30	UA9/0 DX)
330	10	120	16	75	22	30	at LOS)
340	8	140	15	90	23	20	Africa at)
350	7	160	16	90	24	15	AOS)
360	6	175	16	80	24	15	

SAT	UTC	Brg	Next Orbit	Next Day
F12	00120	9	115.7	64.3
R10	00118	178	119.4	113.4
R57	00084	183	119.1	108.7
M17	00120	119	91.1	19.1
S31	00059	336	94	64.6
R31	0141	889	120.3	33.9
U01	0117	94	94.1	65.9
U02	00113	35	98.4	37.9
N09	0138	153	102	70.7
N10	0108	83	101.2	78.4
M13	0128	91	104	16.1
M14	0123	85	104	15.1
M17	0044	70	109.4	30.1
R10	0140	70	104.9	30.1
ER5	0109	103	89.6	30.1
M15	0110	108	105.6	30.1
R11	0134	13	115.7	64.3

SAT	UTC	Brg	Next Orbit	Next Day
F12	0045	9	115.7	64.3
R10	0103	11	119.4	113.4
R57	0147	130	119.1	108.7
M17	0101	000	91.1	19.1
S31	0010	46	94	64.6
R51	0045	97	120.3	33.9
U01	0113	90	94.1	65.9
U02	0054	45	98.4	37.9
N09	0047	140	102	70.7
N10	0104	80	101.2	78.4
M13	0017	104	104	16.1
M14	0019	104	104	15.1
M17	0014	95	109.3	30.1
R10	0144	97	104.9	30.1
ER5	0110	175	89.6	30.1
M15	0132	138	105.6	30.1
R11	0058	60	115.7	64.3

Fig. 2

go back to Fig. 1 again to work out where and when it will arrive.

Under the "Next Day" we get the additions for Monday, 12 October, so the equator reference crossing becomes 0140 + 29.5 minutes, e.g. 0209.5UTC at 72 + 9 degrees, e.g. 81 degrees west. The procedure seems complex to explain, but is easy in practice, and will give you an assessment of all passes of RS-10/11 with

reasonable accuracy without the cost of additional trackers and computer means, enough to follow the satellite and to start using it.

Satellite "Pioneer"

A novel special transceiver called the "Pioneer" has been developed in the USSR specially for amateur-radio satellite use, a photograph of which appears as Fig. 3. It is a 27V d.c. powered lightweight assembly measuring 60 x 360 x 300mm, and covers the needs for all of our currently active satellites. It transmits from 21.00 to 21.300MHz, between 145.800 to 146MHz, and also from 435.030 to 435.174MHz. It receives from 29.300 to 29.500MHz, from 145.800 to 146.000MHz, and from 435.350 to 436.160MHz, using l.s.b., u.s.b. and c.w.

Fuji-OSCAR-12

A use schedule has now been finally resolved for FO-12, and as a result use is improving again, with many more stations active than the previous month. The present schedule has days of "off" and "on", the "on" days fluctuating between Mode "JA" analogue and Mode "JD" digital (store and forward packet radio) communications. Unfortunately, due to the power budget limitations, and the constant need to re-assess, the planned operations cannot currently be given for more than one month ahead, too late for the deadline of this column. We can only suggest that you follow the information on the various AMSAT nets for topical schedules.



Fig. 3

UoS & UoSAT

As stated earlier, the UoSAT-OSCAR-9 21MHz beacon is back again in good form, with still no explanation as to why it was missing for so long. It is now transmitting its telemetry at 20 w.p.m. instead of the original lethargic 10 w.p.m. Experiments are underway now with the 100mW beacon that transmits at 12 baud on 2401.5MHz, with a close eye being kept on the spacecraft's power budget. If any station would like special transmissions from this beacon, please do not hesitate to ask the University of Surrey. SHF beacon reception reports would be welcome, as would all reports on the reception of all or any of the UoSAT experiments and signals.

UoSAT-OSCAR-11 has been taking part in particle wave experiments over the Atlantic Ocean, in the hope that a rational explanation can be found for the late evening 50MHz openings that have been taking place to the USA recently. If electron precipitation can be found in this zone, a new theory counteracting the highly unlikely "multi-hop Sporadic-E" mode often postulated will evolve.

Two radiation detector outputs on the "WOD" are being transmitted weekly for the interest of those experimenters who are investigating relationships between h.f. propagation and radiation levels within the F2 layer. The UoS would like to hear from any who have results or conclusions from this study.

Some interesting pictures of earth have been produced from the c.c.d. camera, but it has been difficult to match them up with actual earth land masses. Some problems in the multiplexers of both OSCAR-9 and 10, thought to be due to thermal problems, have caused a failure to switch, and a plain carrier tone only has been transmitted. UoS are working on this, and should have the answer by the time you read this report.

It has been found during gravity gradient experiments that a spin reversal has resulted in improved stability, hence signals should present less QSB problems from now on, as the optimum earth pointing attitude should be maintained.

The Keplerian element file now maintained in the title frames of the DCE is now doubled to 60 seconds per run, as this gives a greater opportunity of capture for those needing this information.

A new 61 page UoSAT spacecraft data booklet giving a detailed description of both UoSAT-1 (OSCAR-9) and UoSAT-2 (OSCAR-11) is now available from the University of Surrey for £3.50 which includes post and packing. Cash or Sterling cheques ONLY should be sent to UoSAT Mission Control Centre, University of Surrey, Guildford, Surrey, UK.

Practical Wireless, November 1987

AMSAT Phase III-c

The chances of an ARIANE-IV launch of our next Phase III satellite aboard the V-22 mission in the first quarter of 1988 are looking quite good at this time, with a possibility of it being as early as January according to the European Space Agency. To permit potential users to prepare for this exciting satellite, here follows a listing of all the transponding frequencies and beacons currently planned. "OSCAR-14", as it will probably be termed, will have a more sensitive receiver, a stronger downlink, more access time, and hopefully have an IHU that will last a lot longer than OSCAR-10, which should return to active service in early December following the eclipses.

Phase-III-c Frequencies

The new satellite transponders will have capabilities of Mode "B" (435MHz uplink, 145MHz downlink, with two inputs from the 145MHz band); Mode "JL" (10GHz + 145MHz up, 435MHz down; Mode "S" (435MHz up, 2.4GHz down) and the "RUDAK" (1296MHz up, 435MHz down). The Mode "B" General Beacon will be present on 145.8125MHz, the Engineering Beacon on 145.975MHz. The Mode "JL" General Beacon is on 435.650MHz, the Engineering Beacon on 435.675MHz, and the Mode "S" beacon on 2400.640MHz.

Mode "B"

Uplink (MHz)	Downlink (MHz)	Notes
435.425	145.975	Engineering beacon
435.435	145.975	Upper passband limit
435.445	145.965	
435.455	145.955	
435.465	145.945	
435.475	145.935	
435.485	145.925	
435.495	145.915	
435.505	145.905	
435.515	145.895	Passband centre
435.525	145.885	
435.535	145.875	
435.545	145.865	
435.555	145.855	
435.565	145.845	
435.575	145.835	
435.575	145.9825	Lower passband limit
	145.8135	General beacon

Mode "S"

Uplink (MHz)	Downlink (MHz)	Notes
	2400.640	Beacon
435.610	2400.695	Lower passband limit
435.615	2400.700	
435.620	2400.705	
435.625	2400.710	Passband centre
435.630	2400.715	
435.635	2400.720	
435.640	2400.725	Upper passband limit

RUDAK

(MHz)	(MHz)	
1269.675	435.675	Single channel

Note that the currently planned frequencies supplied are at zero Doppler shift displacement correction.

Wanted—Doppler Trackers

AMSAT are planning an activity using the new Phase III-c satellite next year based on the COSPAS/SARSAT system that AMSAT helped to produce. It involves a competition to find the location of a hidden transmitter by its satellite trans-

Mode "JL"

"L" Uplink	"J1" Uplink	"J2" Uplink	Downlink	Notes
1269.325			435.975	"L" upper limit
1269.330	145.820	144.440	435.970	"J" sub-band limit
1269.340	145.830	144.450	435.960	
1269.350	145.840	144.460	435.950	"J" s/b centre
1269.360	145.850	144.470	435.940	
1269.370	145.860	144.480	435.930	"J" s/b low limit
1269.380			435.920	
1269.390			435.910	
1269.400			435.900	
1269.410			435.890	
1269.420			435.880	
1269.430			435.870	
1269.440			435.860	
1269.450			435.850	"L" p/b centre
1269.460			435.840	
1269.470			435.830	
1269.480			435.820	
1269.490			435.810	
1269.500			435.800	
1269.510			435.790	
1269.520			435.780	
1269.530			435.770	
1269.540			435.760	
1269.550			435.750	
1269.560			435.740	
1269.570			435.730	
1269.575			435.725	"L" p/b lower
			435.675	Eng. beacon
			435.650	Gen. beacon

ponded signal using conventional amateur equipment and standard Doppler techniques. In the meanwhile, to set up the system and to explore interest, Joe Bijou WB5CCJ, would like to start up some experiments in order to determine just how well individuals in the amateur-radio fraternity can cope. If you are keen, or would like further information, write to Joe at WB5CCJ QTHR, call him on the air, or 'phone him on 010-1-713-661-8727.

Shuttle Launches

Plans have now been made for future shuttle launches, with missions hopefully intended as follows:

- 2 June 1988—Tracking Data and Relay Satellite Launch (TDRS) from *Discovery*.
- 8 September 1988—Undisclosed Military Satellite launch from *Atlantis*.
- November 10 or 1 December 1988—Military satellite via *Columbia*.
- 2 February 1989—Further TDRS from *Discovery*.
- 25 April 1989—Magellan Venus Mapper Mission.
- 1 June 1989—Hubble Radio Telescope (at last—see earlier issues this column).

NASA continue to find problems with the shuttle booster rockets, and further delays to this announced programme are considered highly likely. There is still no news of any future intended "ham in space" activity.

USSR Launches

The Soviet Union launched the largest ever civilian earth resources survey platform at 0855UTC on July 25 from the Baikonur Cosmodrome at Tyuratam into an initial 280 x 168km orbit, later circularised to give a 235km perigee 246km apogee orbit. It has a mass of some 20 metric tonnes, is as big as a bus, and should be a very visible object indeed before dawn and after dusk in clear skies.

As yet, the transmitting frequencies remain undiscovered. Those with scanning receivers might well wish to investigate by monitoring during passes, the Keplerian elements for which are as follows:

Epoch Year:	87
Epoch Day:	214.85702392
Inclination:	71.9329 degrees
RAAN:	99.1022 degrees
Eccentricity:	0.00114670
Argument of Perigee:	260.9267 degrees
Mean Anomaly:	99.0415 degrees
Mean Motion:	16.08648753 revs. per day
Drag:	0.00061798 rev. per day ²
Rev./Orbit No:	137
Semi-Major Axis:	6628.6 km
Period:	89.52 minutes
Apogee:	258.09 km
Perigee:	242.89 km

This orbit is extremely close to earth, close to that where less heavy satellites start to burn up, but the large mass of the new orbiter overcomes the frictional drag, maintaining the spacecraft in orbit by momentum.

"MIR" has been changed again, so here is the latest set for this manned orbiter, hopefully to be maintained by the time it reaches you in print.

The deadlines for the next three issues are: October 28, November 27 and December 30.

Epoch Year:	87
Epoch Day:	229.81729194
Inclination:	51.6299 degrees
RAAN:	200.3305 degrees
Eccentricity:	0.0038162
Argument of Perigee:	31.2131 degrees
Mean Anomaly:	329.1326 degrees
Mean Motion:	15.78991210 revs. per day
Decay Rate:	1.1534 E-04 rev. per day ²
Rev./Orbit No:	8576

Most of these massive launches (such as "MIR" and "SALYUT") from the USSR have been accomplished by the 44.3 metre high (sans payload) "PROTON" rocket. A new launch vehicle aptly called *Energia* has now been brought into service that is really enormous, and it is re-useable. It is said to be able to carry a payload of 230 metric tonnes into orbit by the use of a system not dissimilar to the USA Shuttle, less wings, but, instead of a pair of solid fuel boosters, it wisely carries four liquid fuel attached motors that burn kerosene and liquid oxygen. Is it possible that the outer attachments on the main four external are also additional boosters on the boosters themselves? This new vehicle will virtually halve the cost of launches in the future, and makes the new commercial USSR Glavkosmos launch agency a very attractive proposition, which AMSAT national organisations are now closely studying for future amateur radio satellite possibilities.

RS-10/11 TLM Decoder

Vince Bobin G1FBH, has produced a telemetry decoder program for the Spectrum, for which one just selects the letter prefix alternative, then types in the number sent, to give a read out of all the status and values. From this one can instantly discover the mode, voltages, powers, sensitivities, temperatures, etc., with minimal effort. It is well explained, and very simple to utilise. A print-out of the program from telemetry sent at 1350UTC on 29 August appears in Fig. 4. Enquiries should go to Vince at 13 Homelands Place, Kingsbridge, South Devon TQ7 1UQ, or by telephoning 0548-2543 between 1100 and 1600 local time.

Equator Crossings

The latest available Keplerian elements have been incorporated into our extended GM4IHJ "eqxer" program printed in Fig. 2 to give the updated equator crossings for all satellites. Responding to reader requests, we have added the new COSMOS 1870 Soviet Earth Resources satellite as "ERS", the new METEOR as "M15", and the scintillating "Ajasai" passive laser reflector that follows FO-12 as "Aji". The new Keplerian set will follow next month.

30 years on . . .

This month sees the 30th anniversary of the launch and successful orbiting of the world's first artificial satellite, SPUTNIK-1. Radio-amateurs, including your scribe, were the first to hear, see and track the spacecraft and give valuable data on the brand-new scientific achievement. Fig. 5 shows the QSL sent in acknowledgement of the reports, results and recordings of the 20MHz signal characteristics sent in by the many enthusiasts around the world linking space with our mutual hobby. Since then, the USSR alone have put up some 2000 launches, and a new "space spectacular" could well come about on the anniversary.

```
*****
*RS10....29/8/1987....1350 UTC.*
*****
```

10M	TELE DATA SOURCE PERIOD	10M
001A	UPLINK RX -20dB ATTN	OUT
002A	UPLINK RX -10dB ATTN	OUT
003A	TOTAL RX UPLINK ATTN.	-00dB
004A	15 metre UPLINK	ON
005A	2 metre RECEIVER	ON
006A	SPECIAL COMMAND STA CHN	OFF
007A	OUTPUT PUR OF 10m BEACON	1w
008A	O/P. PUR. 2 metre BEACON	1w
009A	STATUS 1st MEMORY BOARD	ON
010A	STATUS 2nd MEMORY BOARD	OFF
011A	SPEC CHN MEMORY LOAD	OPEN
012A	CODE STORE MEM. STATUS	OPEN
013A	O/P. INFO FROM MEMORY	2m
014A	ATTENUATOR 15m ROBOT RX	0dB
015A	ATTENUATOR 2m ROBOT RX	0dB
016A	SPEC CHD CHN 2m O/P PUR	1w
10N	PUR SUPPLY VOLTS	20.00
02N	PUR 2m TX in WATTS	(N) 0.00
03N	PUR 10m TX in WATTS	(N) 0.00
04N	15m RX VOLTS	001.00
05N	2m RX VOLTS	000.00
06N	SPEC CHN RX IF VOLTS	(N) 0.00
07N	CHD STA INDICATOR	(N) 0.00
08N	CHD STA INDICATOR	(N) 0.00
09N	10m TX TEMP DEGREES C	001.20
10N	2m TX TEMP DEGREES C	000.00
11N	20v PSU TEMP DEGREES C	000.00
12N	9v PSU TEMP DEGREES C	000.00
13N	RS11 RX VOLTS	(N) 0.00
14N	15m ROBOT RX VOLTS	000.00
15N	2m ROBOT RX IF VOLTS	000.00
16N	ROBOT QSO INDICATOR	(N) 0.00

Fig. 4



Fig. 5

Space in Space

Since this launch of SPUTNIK-1 on 4 October 1957, until current, the thirty years of growing international space activity has given rise to a known 2869 launches and 3594 separate payloads placed into space. NASA and NORAD report that by the first quarter of this year 1677 different spacecraft were in orbit around our planet, plus 4999 bits of debris from launches and decayed satellites. Although we are now only too familiar with the disastrous consequences of first stage explosions, third stage failures are far more common, and contribute large amounts of orbiting fragmentation all of which have to be tracked, and where possible avoided. Some of the explosions are induced deliberately, and some are due to the mishaps of accidental detonation, pressure excesses, propellant firing, and the like. Add to these spent rocket bodies, nose cones, fairings, lens covers, etc., with their likely dense mass and high speed impact possibilities, and you have a self producing danger, as any impact can produce even more pieces of debris, this making more collisions likely.

Practical Wireless, November 1987

SITUATED AT SOUTHERN END OF M23 — EASY ACCESS TO M25 AND SOUTH LONDON

HF RECEIVERS	£	(c&p)
Icom ICR71	825.00	(—)
Kenwood R2000	595.00	(—)
Kenwood VC10 V.H.F. Converter	161.94	(2.00)
Kenwood R5000	875.00	(—)
Yaesu FRG8800	639.00	(—)
Yaesu FRV8800 V.H.F. Converter	100.00	(2.00)
Low HF125	375.00	(—)

HF TRANSCEIVERS	£	(c&p)
Kenwood TS940S	1995.00	(—)
Kenwood TS930S	1695.00	(—)
Kenwood TS440S	1138.81	(—)
Kenwood TS430S	748.00	(—)
Kenwood TS830S	1098.00	(—)
Kenwood TS530SP	748.00	(—)
Yaesu FT980	1785.00	(—)
Yaesu FT757GXII	969.00	(—)
Yaesu FT767GX	1550.00	(—)
Icom IC735	949.00	(—)
Icom IC751A	1465.00	(—)

V.H.F. SCANNING RECEIVERS	£	(c&p)
Icom ICR7000	957.00	(—)
Yaesu FRG9600M 60-950MHz	509.00	(—)
A.O.R. AR2002	487.30	(—)
Signal R532 "Airband"	224.00	(—)
Sony Air 7	249.00	(—)

V.H.F. SCANNER ACCESSORIES	£	(c&p)
A.K.D. HFC1 HF Converter	49.00	(1.00)
Revcone Discone Antenna 30-500MHz	31.50	(2.00)
Icom AH7000 Antenna 25-1300MHz	82.00	(3.00)

ANTENNA TUNER UNITS	£	(c&p)
Yaesu FRT7700 Short wave listening	59.00	(2.00)
Yaesu FC757AT	349.00	(—)
Kenwood AT230	208.67	(2.50)
Kenwood AT250 auto	366.00	(—)

2.M. TRANSCEIVERS	£	(c&p)
Kenwood TH21E Handheld	189.00	(—)
Kenwood TR751E 25w multimode	599.00	(—)
Kenwood TS711E base station	940.00	(—)
Kenwood TH205E Handheld	215.26	(—)
Kenwood TH215E Handheld	252.13	(—)
Kenwood TW41000E 2m/70cm FM Mobile	699.00	(—)
Kenwood TM221ES 45w Mobile	317.00	(—)
Yaesu FT290II Portable multimode	429.00	(—)
Yaesu FT226R base station (70cm optional)	999.00	(—)
Yaesu FT23R + FNB10 Handheld	253.50	(—)
Icom IC2E Handheld	225.00	(—)
Icom IC02E Handheld	299.00	(—)
Icom IC28E 25w mobile	359.00	(—)
Icom IC271E base station	835.00	(—)
Icom IC3200E 2m/70cm F.M. mobile	556.00	(—)
Icom Micro II Handheld	239.00	(—)

70cm TRANSCEIVERS	£	(c&p)
Kenwood TH41E Handheld	218.00	(—)
Kenwood TS811E base station	1094.05	(—)
Kenwood TH405E Handheld	273.18	(—)
Kenwood TH415E Handheld	298.85	(—)
Kenwood TM421ES 35w Mobile	352.84	(—)
Yaesu 70cm mobile for FT26R	349.00	(—)
Yaesu FT73R + FNB10 Handheld	273.50	(—)
Icom IC4E Handheld	285.00	(—)
Icom IC04E Handheld	299.00	(—)
Icom IC471E base station	927.00	(—)

KENWOOD ACCESSORIES	£	(c&p)
MC 50 Desk Microphone	46.08	(2.00)
MC 60A Desk Microphone with Pre-amp	88.22	(2.00)
MC 55 Mobile Microphone with Control Box	52.67	(1.00)
MC 35S Hand Microphone 4 pin	21.72	(1.00)
MC 40S Up/down Hand Microphone 6 pin	19.07	(1.00)
MC 43S Up/down Hand Microphone 8 pin	22.22	(1.00)
SMC 30 Speaker Microphone TH21	28.31	(1.00)
LF 30A Low Pass Filter 1KW	32.26	(2.00)
FF501DX Low Pass Filter	37.50	(2.00)
SP 40 Mobile Speaker	21.06	(1.00)
HS 7 Miniature Headphones	15.80	(1.00)
HS 6 Ultra Light Deluxe Headphones	24.36	(1.00)
HS 5 Deluxe Headphones	37.54	(1.00)
HMC 1 Headset with Vox TH21 etc.	32.91	(1.00)
VS 1 Voice Synthesizer Module	32.26	(1.00)
AD 1 Screwed Phono to BNC Adapter TH21E/41E	3.85	(0.50)
IF 232C RS232 Interface TS711/811E/940/440/R5000	72.89	(1.00)

ANTENNA BITS	£	(c&p)
HI-Q Balun 1:1 5kW P.E.P.	12.50	(1.00)
Bricomm Balun 4:1 1kW	11.20	(1.00)
Bricomm 7.1MHz Epoxy Traps (pair)	9.95	(1.50)
Self Amalgamating Tape 10M x 25mm	4.25	(0.75)
T-piece polyprop Dipole centre	1.60	(0.25)
Small ceramic egg insulators	0.65	(0.20)
Large ceramic egg insulators	0.85	(0.20)

CABLES ETC.	£	(c&p)
URM67 low loss coax 50 ohm	0.75	(0.25)
UR76 50 ohm coax dia. 5mm	0.30	(0.10)
UR70 70 ohm coax	0.35	(0.10)
UR95 50 ohm coax dia. 2.3mm	0.40	(0.10)
4mm Polyester Guy Rope (400kg)	0.20	(0.10)
50mtrs. 16 swg hard drawn copper wire	6.95	(1.50)



GOODS NORMALLY DESPATCHED WITHIN 24 HRS — PRICES CORRECT AT TIME OF GOING TO PRESS — E&OE — MAIL ORDER AND RETAIL

BREDHURST ELECTRONICS LTD HIGH ST, HANDCROSS, W. SX. RH17 6BW (0444) 400786

BBC WORLD

INFORMATION CENTRE AND SHOP

As well as BBC books, videos, records and gifts, the World Shop is one of the largest specialist stockists of books relating to all aspects of Broadcasting, Shortwave Listening, Studio Production, Packet, RTTY, Morse, Micro and Television Scanning. We also stock titles which examine the role of Radio and Television in culture, society communications and history.

Our range is second to none. If you are interested write for booklists to:

**BBC WORLD INFORMATION CENTRE
AND SHOP (DX DEPT)
BUSH HOUSE
STRAND
LONDON WC2B 4PH**

OR

TELEPHONE (01) 257 2575

OR CALL IN

OPEN 9.30 — 6.00

MONDAY — FRIDAY



VARIACS. Panel mounted 240v I/P 0.270v at 2 amps max enclosed 3/4" shaft £18. also 8 amp for int mt £40.50. **CRYSTALS** mixed lots types Hc6/18/25 etc approx 50 freq 2.5-50Mc/s range £8.50. also sets of Hc6 & 25 in range 2.6-8.3Mc/s 28 freq £9.50. **MICROWAVE ASS.** Spare W.G. ass for use with Marconi S band spectrum only, as tuning ass mixer crystal mount supplied with 2 CV2161 Klystrons nom freq 2.5-3.5 Gz £25. **TEST SET** IFF nom freq range 950-1250 Mc/s see list £75. **POWER UNIT** 300v I/P provides smoothed DC 0/P 350v at 200 Ma & 6.3v AC at 6 amps fitted mains DC fuses etc £28. **X BAND RADAR W.M.** absorption type W.M. with meter Ind direct cal 9170-9470 Mc/s. also meas relative pwr. var atten I/P £32.50. **TEST SET METER** contains 5-0-5 Ua meter 3" dia in neat metal carry case size 10x8x7" with term & swts £14.50. **TUNER ASS** 3 section tuner with mixer section nom freq 1100 Mc/s works into 60Mc/s IF passive only £8.50. **AERIAL KIT** Army 30ft mast kit as 10x3ft screw section 1" complete with 3 sets guys stakes insulators etc all in carry bag can be used as Ae or mast £36. also 27ft telescopic 6 section (no guys) 5ft closed £38. **COAX CABLE** UR57 HD 10mm OSD 75 ohm cable 15 mts for £6.50 30p mt over this. **PRE SELECTORS** HF tunable 2 to 29 Mc/s in 4 bands with direct cal. as 10.1 slow motion dial, as two tuned cirps per band with high Q coils, coax 75 ohm I/P & O/P circ mounted on 19" panel, well made unit by Marconi for Army £26.50. **POWER UNIT** for 240v I/P gives 24v DC smoothed at 500 Ma fused fitted in neat metal case fully enclosed size 6x5x3" £7.50. also P.U. 240v I/P gives stab DC 0/P 11.13v at 5 amps size 10x4x5" £16.50. also P.U. 240v I/P gives +5v 3.5a, +24v 2a, -24v 500Ma, +16v 2a size 10x5x7" fan cooled £14.50. **DISH AERIALS.** X Band aircraft radar dishes 32" dia 5" deep Dural some perforations £26.50. **DODES** stud type rated 200 PIV at 20 amps supplied in sets of 4 at £4.50. **F.M. TUNER HEAD** tunes 88-108 Mc/s with 10.7 Mc/s IF out reqs 12v DC with connec £7.50. **METERS** spare 30 Ua meters for use in Bird Thru Lines scale 0/25/50/100 3 1/2" front £17.50. **AUTO TUNER.** 240/115v at 560 watts size 6x4x3" £18. also 150 watt size 4x3x3" £7.50 both fully enclosed. **BLOWER** medium size Snail Blower single ended for 115v 50/60c 60 watts outlet size 2 1/2x2" inlet 3" dia overall size 6x6x5" £16.50. **AERIAL SWITCH** type J long wire aerial switch for use with R1155/54 aircraft radio equipment £16.50. **AERIAL V.H.F.** nom 125 Mc/s for aircraft mounting length 29" inc base as insul base size 2 1/2" Sq with coax fixing £8.50. **AERIAL AMP** VHF aerial amp & distribution unit for use in range 162/174 Mc/s gives 4 O/Ps from single I/P with two stage amp on each circ, reqs 12 or 24v DC as N type connec, size 6x6x2 1/2" £16.50. **PANEL METERS.** Assorted panel meters all m.c. types 2/3/4" dia 6 different for £7.50. **MONOC SIGHT** Army elbow sight 5x27.5mm adjust focus £9. **SPEAKER UNIT** Army type AFV spk semi weatherproof in metal case size 5 1/2x3 1/2" 3 ohm spk £8.50. **SCOPES** Solartron gen purpose dual beam DC to 15 megs at 100MilliV Cm tested with book £95. **TRIPOD ARMY** heavy duty with motorised Pan req 6.24v DC approx overall length legs closed 41" legs fixed length but adjustable to 45" will support 50 Kg complete with 60 mts cable & drum £85. **ARENOLD CAPSULE** Smiths 2 1/2" dia connected by small bore pipe to 1/2" dia threaded union £3.50. **PILOTS HUDS** Aircraft Head up Displays projects image from small CRT onto glass screen (similar to old project TVs) req ext EHT supply as 45" mirror & 4" dia F.O.97 lens, also motor driven carriage to move glass screen 24v DC supplied in fitted case £35. **KEYBOARD** Computer term K/Brd no info by NCR size 12x7x4" as 52 keys £8.50. **GATE ELEC** special purpose test unit sold for parts contains tuning cap twin gang 135pf per section. Small 1" dia Thermometer -30 to +60°C. 2x large Vinkors, meter 50-0-50 Ua, Rot Swts, Transis, diodes, trans, push swts, 2x pairs 25 way connectors in metal case size 13x9x5" supplied in fitted carrying bag £18.50. **AERIAL TELESCOPIC** 4 section 27" open 7" closed good quality aerial poss for Motorola portable RT £3.50. **MOUNTINGS** Barry anti vibration mounts light duty size 1.38th Sq height 1 1/4" for £3.50. **IND UNIT 74.** Old Am. unit for use on 200/250v AC as CRT type VCR139 some 10 old type valves, consists of Rx unit and Sig Gen working on nom 200 Mc/s part of test gear for old Nav System in metal case size 12x9x20" note these are ext soled condition £28. **C.B. CAR AE.** Nom 27 Mc/s as flexible element approx 15" with 15ft RG58 & plug for wing mt £7.50. **PHOTO FLASHCAPS.** Sprague rapid discharge type 215 Uf at 2.5kV Pk Wk size 8x4x10" £17. **PROTECTION UNIT** Army unit intend to provide over voltage and S/C protection for equipment working on 12/24v DC fitted 0.30v meter adjustment at 14 & 28v reqs 240v I/P complete in metal case size 16x10x6" £18. **AUDIO TAPE** Standard 1 1/4" tape on 8 1/4" dia Ali spools approx 1800ft 5 spools for £13.50. **PANEL METERS.** 500 Ua scale 0 to 500 2" dia £3. 1 Ma scale 0 to 10 2" dia £4. 100 Ua scale 0 to 100 2 1/2" dia £5.20. **COAX LEADS** Connect & test leads inter series adaptors etc. see list.

Above prices include Carr/Post & VAT. Goods in new or good condition unless stated otherwise. SAE with enquiry or 2x 18p stamps for List 40/1 allow 14 days for delivery.

A.H. SUPPLIES

Unit 12, Bankside Works, Darnall Road, Sheffield S9 5HA.
Phone: 444278 (0742).

Don Hodgkinson, he spent the latter half of August in New Zealand using a visitor's call sign, ZLOAFW.

Norman Hyde logged early morning signals from the 50MHz beacons in Portugal (CT0WW), Scotland (GB3RMK) and Wales (GB3SIX), via meteor scatter, almost daily between July 26 and August 19. He also heard CT0WW during a Sporadic-E opening on August 2. Len Fennelow copied S9+ signals from this beacon on July 26 and August 4 and S5 from the 144MHz beacon at Angus (GB3ANG) on July 22 and 23 and August 1, 10 and 17. It was S9 on the 8th. "The 14MHz beacons have not shown up very well this month, only the Canaries and Israeli units have been consistent. The S. African ZS6DN appeared quite well toward the end of July, but only once after," said Len Fennelow. His reception of these signals is indicated by the hatched squares in Fig. 5.

Tropospheric

The variations in atmospheric pressure, at noon and midnight, measured at my QTH from July 26 to August 25 are seen in Fig. 3. Ted Owen's barometer in Essex peaked at 1025mb on August 5 and his lowest was 1012mb on the 2nd and 7th. From Bedford, John Raleigh reported the high on the 5th and recorded lows of around 1010mb on July 29 and August 7.

Bill Kelly heard stations working through the 144MHz repeaters at Appleby (GB3EV), Berwick-upon-Tweed (GB3BT) and Sligo (EI3SC) all on R4, and Blackhill (GB3CS) on R6 around 0650 on July 23.

934MHz

"Ralph Rowlet GR-587 (Upper Caldecote) had an hour long QSO with UK-892 in Kent and Dora Mills TL-02 (Kempston) worked a station in Chessington at 0645 on August 11," wrote John Raleigh

DW-04. John is the secretary of The Four County 32cm Club. At 2100 on the 12th, he made contact with JC-21 in Birmingham and TG-15 in Swindon. At 0745 on the 16th, Ralph Rowlet worked into Brighton.

While the pressure was falling on the 16th, John heard signals from stations in Kent, Nottinghamshire and Yorkshire. He reports that, "Local copy was difficult, because of DX stations on the same channels."

Conditions were right on July 25 and 30 and August 3, 11, 12 and 13th, as well as the 15th to 19th for John Levesley UK-627, using a Cybernet Delta One transceiver and Yagi antenna. He worked stations in Devon, Guernsey, Jersey, Sussex and Wales with distances reaching 200km. Among the specials was a QSO with NG-01/MM on board the m.v. *Ocean Sapphire*, 6km west of St. Catherine's Point at 2115 on July 25.

Broadcast Round-up

Peter Shore

The world of international broadcasting is becoming slightly more competitive, and this means that programmes from Radio Moscow could soon be heard on other stations! Radio Moscow World Service carried an advertisement for its transcription service heard by me on the morning on July 28. Programmes are offered to stations free of charge, so I wonder where we will be first to hear them . . . and will it rival the transcription service of the BBC.

The level of jamming seems to have stabilised of late, although Zambia is planning to construct a short wave transmitting station to counter "hostile South African propaganda", according to Radio Station Peace and Progress from the USSR. Any jamming from this source is likely to be restricted to the region itself, but is likely to be directed against clandestines such as the Voice of Resistance of the Black Cockerel from Angola.

International radio of sorts, will come to the Isle of Man in October. The New Zealand religious broadcaster Radio Rhema will broadcast from 2200 each night on Manx Radio on the island (89MHz f.m. and 1368kHz) in collaboration with the United Christian Broadcasters.

Swiss Radio International continues to search for a suitable site for new transmitters, but public opinion seems to be set against the idea. The latest site suggested for the installation of equipment is in the Berne Canton, but local residents are set to oppose the plan. An interim solution is to use rented transmitters overseas, although this is somewhat expensive.

International Broadcasting News

NOTE: all times are UTC (GMT)

Danish Radio broadcast extracts in English and Danish of Peter Wright's book *Spycatcher* on August 14. The programmes was carried on the 245kHz outlet, and was clearly audible in the south east of England.

Radio Station Macedonia from Thessaloniki in Greece may be heard from 0600 on Sundays and 1000 on weekdays on 11.595 and 9.935MHz until close down of h.f. channels at 2215.

Radio Netherlands's English language programmes for mid-October to mid-November include:

VIP Lounge—a new Monday feature running until November 9, with portraits of

outstanding Dutch people from different professions and of different ages.

October 12—Andries van Agt, Minister of Justice of the Netherlands during 1977–82 a period which included the abortion controversy.

October 19—Monique van de Ven, screen and stage actress well known for the 1973 film *Turkish Delight*.

October 26—Harry Mulish, novelist, poet and playwright.

November 2—Cees Hamelink, professor of international communications at the University of Amsterdam.

November 9—Bernard Haitink, for many years the Principal Conductor of the renowned Amsterdam Concertgebouw Orchestra.

Meanwhile the Thursday communications magazine looks, on October 15, at "The Chinese Question" and what the European electronics industry is doing there, and why it has taken a different approach to the Japanese. On October 29, there is a "Medium Wave Special", commercial medium wave loops are becoming more popular. What effect has the recent all-night running of Australian medium wave stations had on listening in the Pacific? Whatever happened to stereo a.m?

Radio Netherlands in English:

0730–0825 on 9.715 and 9.630MHz
0830–0925 on 21.485 and 17.575MHz
1030–1125 on 9.650MHz
1130–1225 on 5.955 and 9.715MHz
1430–1525 on 5.955MHz
1630–1725 on 15.570MHz
1830–1925 on 6.020MHz
2030–2125 on 11.740, 9.895, 9.715 and 9.540MHz

Radio Portugal has English programmes on the air:

0030–0100 on 9.680MHz (Tues–Sat)
0300–0330 on 9.705MHz (Tues–Sat)
1600–1630 on 15.300MHz (Mon–Fri)
1900–1930 on 15.250 and 11.915MHz (Mon–Fri)
1930–2000 on 11.740 and 9.605MHz (Mon–Fri)

Radio Sweden International's English programmes to Europe are on the air:

0930–1000 on 9.630MHz
1100–1130 on 6.065 and 9.630MHz (6.065MHz Mon–Fri only)
1600–1630 on 1.179 and 6.065MHz
2100–2130 on 1.179 and 6.065MHz
2300–2330 on 1.179MHz

Radio Yugoslavia has English broad-

casts at:

1430–1500 on 15.415, 15.240 and 7.240MHz

1730–1800 on 11.735, 7.240, 6.100 and 5.980MHz

1900–1930 on 9.620, 7.240, 6.100 and 5.980MHz

2115–2130 on 9.620, 7.240, 6.100 and 1.269MHz

On Thursdays, at 2200 there is a programme for seamen in Serbo-Croat taken from domestic programmes. The frequencies are 9.620, 7.240, 6.100 and 1.269MHz.

Radio Yugoslavia has recently commissioned a new high powered transmitter and should now be putting in good signals here in the UK. Doubtless the station will appreciate reception reports from listeners.

Middle East

Nicosia based Cyprus Broadcasting Corporation (CBC) has an evening programme in Greek to the UK on 9.635 and 7.205MHz between 2215 and 2245 on Friday, Saturday and Sunday.

Iran has a new English programme on 11.940MHz at 1345–1445, sandwiched between Pashto and Bengali, presumably all beamed to the Indian sub-continent.

Africa

Radio RAS now uses 11.980, 7.260 and 9.585MHz for the broadcast in English at 2100, whilst the German service at 1700 is carried on 15.240 and 11.810MHz.

Far East

Radio Korea, Seoul has English broadcasts audible in the UK at:

0700–0800 on 13.670 and 7.550MHz
0815–0830 on 13.670 and 9.570MHz
1000–1100 on 15.575MHz
1445–1500 on 9.870 and 7.275MHz
1500–1600 on 9.870MHz
1615–1630 on 9.870MHz
1700–1800 on 15.575MHz
1930–2030 on 15.575, 7.550 and 6.480MHz
1945–2000 on 9.870MHz

The Voice of Vietnam from Hanoi is on the air in English at:

1000–1030 on 15.010 and 9.840MHz and on the same frequencies at 1300, 1600, 1800, 1900, 2030 and 2330.

That's all for this time around.

USE THIS

SMALL ADS

SPACE

The prepaid rate for classified advertisements is 40 pence per word (minimum 12 words), box number 60p extra. Semi-display setting £13.24 per single column centimetre (minimum 2.5 cm). Please add 15% VAT to total. All cheques, postal orders etc., to be made payable to Practical Wireless. Treasury notes should always be sent registered post. Advertisements, together with remittance should be sent to the Classified Advertisement Dept., Practical Wireless, Eneco House, The Quay, Poole, Dorset BH15 1PP. Telephone (0202) 678558.

Whilst prices of goods shown in advertisements are correct at the time of closing for press, readers are advised to check with the advertiser both prices and availability of goods before ordering from non-current issues of the magazine.

Receivers and Components

FJP KITS COMPONENTS, 63 PRINCESS STREET, CHADSMOOR, CANNOCK, STAFFS, UK WS11 2JT

TEL: 0543 6487, 10am-10pm

Practical Wireless Kits
50MHz Meon 28 IF £44; 70MHz Meon 28 IF £44; 50MHz 2mtr IF with 1 socket Meon 2 input up to 10w input extra pcb included £48.50. All above built, tested, boxed 50/70MHz £70, 50/2mtr £75. Other PW kits as below. Built if required. See how much it costs, deduct £1 add p.p. All kits built are ready to go and ex-stock, in most cases.

Components
2N3866 £1.30; BF 981/961 90p; BF 224 20p; SO42p £2.39; BC108-7 9 11p; SBL1 bal mix £8.35; MC1496 IC £1.15; Electrolytics: 1-100uf: 16-25v 6p; Polyester 6p 100v radial. Resistors 100m-10m 1p. CMOS from 20p; TTL from 22p. Simply send for quote on project SAE. All prices inc VAT. Add postage 50p small, £1.25 large. Overseas at cost. Payment to FJP Kits Components.

SCANNERS 25-520MHz, 760-1300MHz, 300 channels, Realistic PRO-2004. Full features £329.00, carriage free of charge. Access & Visa. All Realistic scanners stocked. Catalogue free with large s.a.c. LINK ELECTRONICS, 228 Lincoln Road, Peterborough. Tel. 0773 46770.

MEDIUM WAVE DXing equipment. SAE details: D. J. Stanton (Radio), 16 Addison Road, Worcester WR3 8EA.

QUARTZ CRYSTALS and FILTERS

Large numbers of standard frequencies in stock for amateur, CB, professional and industrial applications. Stock crystals £5.00 each (inc. VAT and UK post). Any frequency or type made-to-order from £6.50. Phone or SAE for lists.

GOLLEDGE ELECTRONICS
Merriott, Somerset, TA16 5NS.
Tel: (0460) 73718.

SCANNER MODIFICATIONS. Specialist reception equipment. Extensive frequency listings. For FREE catalogue send large SAE to: S.S.C. PO Box 71, Bournemouth, Dorset BH9 1DL.

RADIO CANADA, Peking, Australia, Voice of America. A Vega 206 (6xSW/MW/LW) pulls these and dozens more £25.45. Steeplestone FM/MW airband pocket radio £13.49. Year's guarantee. Return despatch. CORRIGAN-RADIOWATCH, Building 109, Prestwick Airport, KA9 2RT.

SHORT WAVE BANDS AND AIR BAND RECEIVER

1. Vega Selema 5 Shortwave MW/LW FM mains and battery radio £36.95
2. Vega 242.7 Shortwave MW/LW offering exceptional international coverage £24.95
3. Goodmans 5079R Pocket Radio: 10 Shortwaves MW/LW FM stereo £36.95
4. Steeplestone 9 Band including shortwave air and marine, mains and battery £59.95
5. Steeplestone Pocket Airband + LWFM MW £21.50
6. RS375 Tunable air band 118-136 MHz + The facility for two crystal controlled channels £73.00
7. RS32: A synthesized Receiver covering 110-136 MHz with 100 programmable memory channels £224.95

All Sets Guaranteed. Send for Leaflet.

COMPONENT CENTRE
7 Langley Road, Watford, Herts. WD1 3PS. Tel. 0923 245335

Software

RF ENGINEERING SOFTWARE

FOR BBC(B). ON TAPE. WITH WRITTEN NOTES. FOR PROFESSIONAL USE. ALSO SUITABLE FOR SERIOUS AMATEUR WORK.

SMITHCHART. A comprehensive chart matching program. Computes and displays results for up to 12 points. Up to 8 matching sections selected from 13 types (£48 incl.)

THREEPROBE. Computes complex impedance at distant load point, using simple measuring system with 3 voltage probes. Especially suitable VHF/UHF. Hardware described but not supplied (£42 incl.)

THREEPROBE FOR SPECTRUM + £34 incl.

Details from:

SCIENTIFIC AND ENGINEERING SOFTWARE
PO Box 416, Marlow SL7 1XU. (06284) 2508

COMMODORE COMPUTERS (+4, C16, 64, 128). "MICROCOM" cw/tty tx/rx with superb morse tutor. "TURBO LOG" ultimate high speed station log. "MICROCOM INTERFACE" ready built. S.A.E. to: Moray Micro Computing, Enzie Slackhead, Buckie, Moray, AB5 2BR. Tel. 0542 7384.

C.B.M. 64 MENU of 6 conversion from MHz to metres & metres to MHz will calculate aerial length. Colour bars & test card, for TV £7. R.N. MEASEY, 31 Buckler Road, Cotteslowe, Oxford.

COMPUTERS AND RADIO

Improve computer decoding of RTTY, CW & SSTV signals with our audio filter

RTTY only (unboxed but fully built & tested) £7.00
CW only (unboxed but fully built & tested) £7.00
RTTY CW (boxed, fitted with jack sockets) £11.50
RTTY CW (idiot and with tuning (LD) £13.50
RTTY super. This unit has an adjustable constant level output. No need for constant adjustment of volume control. £19.50
SSTV (unboxed boxed with jack socket connections & constant level output) £19.50
CONSTANT LEVEL AMPLIFIER £8.00

When ordering above units, please state software supplier. This will enable us to supply correct filter!

SPECTRUM 128 + 2

CASSETTE PORT ADD ON. This unit enables owners of the Spectrum 128 + 2 to run existing decoding programmes which require the audio signal being fed into the cassette port. The guarantee is not affected, as there is no need to open the computer, simply connect to the expansion port £19.50

For further details of these and our other products, send a S.A.E. or see earlier advertisements.



J.&P. ELECTRONICS LTD.

New Road Complex, New Road, Kidderminster DY10 1AL
Tel: (0562) 753893

Books and Publications

WRITE BETTER RECEPTION REPORTS — £1.50. IAN BLAIR, 8 Pegler Street, Swansea SA5 9JT.

Educational

COURSE FOR CITY & GUILDS, Radio Amateurs Examination. Pass this important examination and obtain your licence, with an RCC Home Study Course. For details of this and other courses (GCE, GCSE, Career and professional examinations, etc.) write or phone: THE RAPID RESULTS COLLEGE, Dept. JX22, Tuition House, London, SW19 4DS. Tel. 01-947 7272 (9am-5pm) or use our 24hr Recordcall Service: 01-946 1102 quoting Dept. JX22.

Service Sheets

TECHNICAL INFO SERVICES

76 Church St — Larkhall — Lanarks

FULL SIZE SERVICE SHEETS

Ctv/Mus-c/Combis £3.50 per set + Isae
Any other published £2.50 + Isae

Complete TV Repair Course £9.50
Complete Radio Servicer/Repair £9.50
Practical Transistor Yearbook £5.80

Repair data/circs most TVs and Video
Mono TV or Videos £10.50: CTV £12.50

Almost every SERVICE MANUAL stocked
Main supplier NEWNES TECHN BOOKS
Sole supplier TV TECHNIC BOOKS
S.a.e. for free Review and pricelists

FOR FAST QUOTES
PHONE 0698 884585
After 5pm — 0698 883334

★ **WORKSHOP SERVICE MANUALS** ★
★ Any Music Audio. Mono TV — £4.50. ★
★ Any Colour TV, Amateur Radio — £9.50. ★
★ Any Video Recorder — £19.50. ★
★ State make/model/type. Plus 50p post. ★
★ LSAE Enquiries any others. ★
★ **MAURITRON (PW), 8 Cherry Tree Road,** ★
★ **Chinnor, Oxfordshire OX9 4QY.** ★
★ *****

ORDER FORM PLEASE WRITE IN BLOCK CAPITALS

Please insert the advertisement below in the next available issue of Practical Wireless for

insertions. I enclose Cheque/P.O. for £ CAT. heading

(Cheques and Postal Orders should be made payable to Practical Wireless)

NAME

ADDRESS

PRACTICAL WIRELESS

Classified Advertisement Department,
Eneco House, The Quay, Poole,
Dorset BH15 1PP. Telephone (0202) 678558
Rate 40p per word, minimum 12 words.
Box No. 60p extra.
PLEASE ADD 15% VAT TO TOTAL

For Sale

RACAL RA 17L 500KHz-30MHz £175 also Sony ICF 2001 AM150KHz-29.999MHz, FM76MHz-108MHz £150, further units in stock, excellent condition. Also limited qty. Quartz Y-Bars £100, 10/20W P-V Solar Panels £39/£95. Cyclon batteries. Active Antenna 50-1000MHz, 17dB Gain £130. Please contact E&M DESIGN ASSOCIATES LTD, Tel: 01-391 0545, Fax: 01-391 5258.

USED AMATEUR EQUIPMENT bought, sold, exchanged. SAE for latest list. Secondhand price guide updated monthly. Useful guide for buying/selling. £2. ATU mods add top band to SEM KW, etc £6.50. Call MARTYN G4SUI-GEEFOR ENTERPRISES, 112 Leeds Road, Mirfield, West Yorks. WF14 0JE. Tel: 0924 495916. Personal callers by arrangement.

G3LL's OFFERS. Valves FT 101 Series (originals as fitted Yaesu) 6JS6C NEC £36, matched pair p.p., 12BY7A NEC £13 each p.p., 6146B GE £27, matched pair p.p. (U.S.A. 12BY7A £5.75 p.p.).

ADDITIONS. Double Bal. Mixer. Quieter RX less X mod. FT 101E. Mk 1, state which. £17 p.p. Spare 6V1 epicyclic drives 2 for £8 p.p. - R.F. Clipper PCB + pot & switch FT 101 Mk 1-B £30 p.p. - WARC Kit FT 101 Mk 1-E £17 p.p. **BARGAINS.** Black Star 600 MHz counter £139.99 cash p.p. - Jaybeam Mini max - the mini beam that works!! Phone + full Yaesu range. Good trade in deals. **HOLDINGS AMATEUR ELECTRONICS (G3LL)** 45 Johnston St, Blackburn BB2 1EF (0254) 59595, 15 mins. June, 31. M6. Closed Thursday.

Masts & Antennas

AERIALS, TRAPS. Data 26p S.A.E. Aerial guide £1.00. G2DYM, Updownman, Devon EX16 7PH.

Special Offers

FREE MEMBERSHIP to a new national electronics club. For details and a free pack of components worth over £10 send only £1 p&p to: WOODSIDE, Dowsett Lane, Ramsden Heath, Billericay, Essex CM11 1JL.

THE GWOIFER MORSE KEY UNIT. Adjustable professional keyer. Solid mahogany base. £17.95 inc. optional brass plaque engraved with callign. £21.95 inc. SAE details. CWO. D. SMITH, 2 Redlands Cottage, Liddleston, Milford Haven SA73 3PY.

INDEX TO ADVERTISERS	
A.H. Supplies	75
Aerial Techniques	71
Allweld Engineering	67
Arrow Electronics	15
B.N.O.S.	33
BBC	75
Billington Valves	7
Birkett, J.	7
Black Star	6
Bredhurst Electronics	75
C.P.L. Electronics	14
Cambridge Kits	7
Colorator Electronics	4
Component Centre	78
Cricklewood Electronics	4
Datong Electronics	14
Dewsbury Electronics	7
Dorset Dish	67
Dressler	5
Elliott Electronics	14
F.J.P. Kits	78
Garex	10
Goulding Electronics	10
G4TNY Amateur Radio	6
ICOM (UK) Ltd	4, 39, 40, 41, 42
J.C.S. Intersect	7
J & M Amateur Radio	13
J & P Electronics	78
Jasp International	79
Leicester Amateur Radio Show	11
Low Electronics	8, 20, 21
Maplin Electronics	Cover 4
Mauritron	71
MH Electronics	79
North London Communications	10
North Wales Rally	13
Photo Acoustics	60
QSL Mailbox	9
QuartSlab Marketing	4
R.A.S. Nottingham	14
Radio Component Specialists	79
Radio Shack Ltd.	80
Random Electronics	8
RST Valve	14
Rydlands, F.G.	79
S.E.M.	6
Scientific & Engineering Software	78
Scientific Wire Company	79
Siskin Electronics	61
Sony	Cover 3
South Midlands Communications	Cover 2, 3, 4
Spectrum Communications	71
Stefan's Radio	79
Stephens James	71
Tandy	29
Targa Electronics	67
Technical Info Services	78
Technical Software	13
UK FM Guide	67
Uniden	59
W.P. Publications	79
Ward, Reg & Co.	8
Waters & Stanton	49
Withers, R. Communications	12

Miscellaneous

MICROWAVE TRANSISTORS and Devices for Industrial use. Quotation sent on request. TSUTOM YOSHIHARA, C1-105, Deguchi-cho 34, Suita-shi, Osaka 564, Japan.

MORSE CODE PREPARATION
Cassette A: 1-12 wpm for amateur.
Cassette B: 12-25 wpm for professional examination preparation.
Each cassette is type C90.
Price of each cassette (including booklets) £3.95.
Morse key with separate battery (PP3) - driven solid-state oscillator and sound transducer produces clear tone for sending practice. Price of key with electronic unit £8.95.
Price includes postage etc. Europe only.
MH ELECTRONICS (Dept PW)
12 Longshore Way, Milton, Portsmouth PO4 8LS

QSL CARDS. Gloss or tinted cards. SAE for samples to: TWROG PRESS, Dept PW, Penybont, Gellilydan, Blaenau Ffestiniog.

PCB'S ARTWORK, design, development by CAD. Free estimates. DTL, 5-9 Portland Road, Luton, Beds. Tel/Fax Gert06842 51736.

GZF Inventor and proprietor of Patent for **VARIABLE HIGH FREQUENCY FRAME ANTENNA** offers circuit and full assembly details for the modest sum of £5. A Do-It-Yourself project. Components required to be found in most Ham shacks. Most expensive components, two variable tuning capacitors. Antenna twenty-one inches square, mounts on top of control box, fully rotatable from operating position, tunable all the way 80 to 10 metres there being only one inductance. SWR One to One 40, 15 and 10 and One Point Five to One 80 and 20. S9 on CW from JA, W areas 0 to 9, VE 1 to 6 and all Europe. Ninety awards obtained with frame. Maximum power 100 watts. **NEW EFFICIENT LW AND M. WAVE FRAME ANTENNA.** 21 inches square. DIY project. Circuit, parts list, assembly data £1. Ideal Caravan and flat dwellers. **DIY LOOP ANTENNA** for BC and SWL's Tuning range 1500 to 10 Metres Parts List Assembly data £1. SAE for details.
F. G. Rylands, 38 Parkside Avenue, Millbrook, Southampton SO1 9AF.
Tel. (0703) 775064

HEATHKIT U.K. Spares and Service Centre. CEDAR ELECTRONICS, Unit 12, Station Drive, Bredon, Tewkesbury, Glos. Tel. (0884) 73127.

CASES, 19" rack and free standing from £12.00. NEWRAD, Wick Ind. Est., New Milton, Hants. Tel. 621195.

ZERO INSERTION FORCE CONNECTORS

Tin or Gold Plated 24, 28 or 40 way. Resist-coated PCB - 12V d.c. Drills and Accessories, Meters various, Rocker Switches, Tools.

SAE for list to:
JASP INTERNATIONAL
14 Tudor Close, Wokingham, Berks. RG11 2LU.

WAVEGUIDE, FLANGES & DISHES. All standard sizes & alloys (new material only) from stock. Special sizes to order. Call: EARTH STATION 01-228 7876. 22 Howie Street, London SW11 4AR.

THE SCIENTIFIC WIRE COMPANY 811 Forest Road, London E17. Telephone 01-531 1568				
ENAMELLED COPPER WIRE				
SWG	1 lb	8 oz	4 oz	2 oz
8 to 34	3.63	2.09	1.10	0.88
35 to 39	3.82	2.31	1.27	0.93
40 to 43	6.00	3.20	2.25	1.61
44 to 47	8.67	5.80	3.49	2.75
48	15.96	9.58	6.38	3.69
SILVER PLATED COPPER WIRE				
14 to 30	10.10	5.20	2.93	1.97
TINNED COPPER WIRE				
14 to 30	3.97	2.41	1.39	0.94
Fluxcore				
Solder	5.90	3.25	1.82	0.94

Post free, please add VAT @ 15%. Orders under £300 add 50p. SAE for list of copper and resistance wire.
Dealer enquiries welcome.

RE-DESIGN AND/OR BUILD any electronic equipment to your specification e.g. interfaces, r.f., digital, linear, software. Send specification to: T. ROCKETT, Lismore Park, Waterford, Ireland.

RECEIVERS, CONVERTERS and QRP transmitters built to order. Boxed, tested and guaranteed 12 months. Very competitive prices. Write or phone for details: ROBINSON ELECTRONICS (GOBOW), 114 Hopefield Avenue, Sheffield S12 4XE. Tel. 0742 654780.



SHURE 450 MICROPHONES

For C.B. P.A. and HAM RADIO
THE BEST FOR ONLY
£39.95 plus £2.00 P&P
Normally sold for £69.95
Also available HI-BAND
VHF MOBILE ANTENNA'S
Only £9.95 plus £1.50 P&P
Normally sold for £18.00

Cheques please allow 7 days for clearance.

Postal Orders same day dispatch

STEFAN'S RADIO LTD.

78 Market St Church,
Accrington BB5 0DN, Lancs.

ARE YOU TAKING THE RAE?

THEN YOU MUST OBTAIN THE
NEWLY PUBLISHED 3rd EDITION
RADIO AMATEURS' QUESTION + ANSWER REFERENCE MANUAL

by R.E.G. Petri, T.Eng (CEI)

M.I.ELEC.I.E. G8CCJ

ISBN 0 9509335 2X

Size A5 (210 x 148mm)

Containing over 340 pages, 20 sections of questions with multiple choice answers based on the C&G Radio Amateurs Examination syllabus (Approx. 1100 questions overall).

Other sections include the C&G syllabus, some useful computer programs & two new sections, circuit recognition and worked examples on the scientific calculator.

With diagrams and photographs.

Available from:

W.P. PUBLICATIONS

11 Wayville Road,
Dartford, Kent DA1 1RL.

Price £6.95 + £1 p&p UK.
by return post

★ BAKER ★

GROUP P.A. DISCO

AMPLIFIERS post £4

150 watt Output, 4 input Mixer pre-amp. Illustrated £99

150 watt Output, Slave 500 mW. Input 4 Speaker Outputs £80

500 watt Heavy duty mono slave amplifier £275

150 watt P.A. Vocal, 8 inputs. High/Low Mixer Echo Socket £149

60 watt Mobile 240V AC and 12V DC. 4-8 16 ohm + 100V line £89

Compact PA Amp 20 + 20 Stereo or 40 watts Mono £65

30 watt Guitar PA Amplifier, 2 inputs, 1 Treble, Bass, etc. £59

30 Watt Guitar COMBI, 12in. Speaker, Treble, Bass, etc. £95

FAMOUS LOUDSPEAKERS

Make	Model	Size	Watts	Ohms	Price	Post
GOODMANS	HB WOOFER	8in	60	8	£16	£2
BAKER	DISCO/GROUP	10in	50	8/16	£22	£2
BAKER	MID RANGE	10in	100	8	£30	£2
WEM	BASS UNIT	10in	300	8	£49	£2
BAKER	DISCO/GROUP	12in	75	4/8/16	£24	£2
BAKER	DISCO/GROUP	12in	120	8/16	£34	£2
GOODMANS	DISCO/GROUP	12in	120	8/15	£39	£2
BAKER	BASS UNIT	12in	200	8	£65	£2
H + H	DISCO/GROUP	15in	100	4/8/16	£54	£4
GOODMANS	HP/BASS	15in	250	8	£82	£4
GOODMANS	HP/BASS	18in	230	8	£82	£4

LOUDSPEAKERS REPLACEMENT TYPE. STATE IMP REQUIRED.
2in. 3in. 5in. 6x4in. 7x4in. £2.50. 6x2in. 8x5in. £4 P&P 75p.
8in. £5. 10in. £7.50 PP £1. Many others in stock.

MAINS TRANSFORMERS All 240V Primary Price Post
250-0-250V 80mA. 6.3V 3A. 0.5. 6V 2A. £10.00 £2
350-0-350V 250mA. 6.3V 6A CT. £16.00 £2

220V 25mA. 6V 1 Amp £3.00. 220V 45mA. 6V 2 Amp £4.00 £1
Auto Wound 120V/240V. 150W £10. 250W £12. 500W £16. Post £2
LOW VOLTAGE TRANSFORMERS £5.50 each post paid
9V. 3A. 12V. 3A. 18V. 2A. 20V. 1A. 20V. 1/2A. 30V. 5A. 17-0-17V. 2A. 35V. 2A. 20-40-60V. 1A. 12-0-12V. 2A. 20-0-20V. 1A
VARIABLE POWER SUPPLY 0 to 12 volts up to 400 M.A. D.C. Ready made on P.C. board. Size 5x2 1/2 x 2in. £8.50 P.P. £1.

PANEL METERS 50µA, 100µA, 500µA, 1mA, 5mA, 100mA, 500mA, 1 amp, 2 amp, 5 amp, 25 volt, VU 2 1/4 x 2 1/4 in. £5.50 post 50p
MINI MULTI TESTER Volts AC/DC, ohms, milliamps £8.50
DELUXE RANGE DOUBLER METER 50K 0 P.V. £25.00 PP £1
Ohms to 20meg. AC/DC volts to 1000V. Amps 50µA to 10A.

PROJECT CASES. Black Vinyl Covered Steel Top, All Base
4 x 2 1/2 x 2 1/4 in. £3.00. 6 x 4 x 1 1/2 in. £4.00. 8 x 5 x 2 in. £4.50.
11 x 6 x 3 in. £6.00. 11 1/4 x 6 x 5 in. £10.00. 15 x 8 x 4 in. £13.50.
ALUMINIUM PANELS 18 s.w.g. 12 x 12 in. £2.50. 14 x 9 in. £2.40.
6 x 4 in. £5p. 12 x 8 in. £1.50. 10 x 7 in. £1.50. 8 x 6 in. £1.00.
14 x 3 in. £1.12. 12 x 5 in. £1.15. 16 x 10 in. £2.70. 16 x 6 in. £1.80.
ALUMINIUM BOXES. PLEASE ADD EXTRA POSTAGE.
4 x 2 1/2 x 2 in. £1.35. 3 x 2 x 1 in. £1.15. 6 x 4 x 2 in. £2.20. 8 x 6 x 3
£3.40. 12 x 5 x 3 in. £4.00. 6 x 4 x 3 in. £2.50. 10 x 7 x 3 in. £4.00.
HIGH & LOW VOLTAGE ELECTROLYTICS Many others in stock.
20/500V 75p 470MF 400V £3 20 + 20/350V 75p
32/350V 50p 680MF 350V £3 32 + 32/500V £2.35
47/350V 75p 2200MF 400V £3 32 + 32/350V 85p
220/400V £2 8 + 8MF 450V £1 80 + 40 + 20/350V 95p
470MF 63V 40p 1000MF 40p 50p 100V £1.20 1200MF 76V £1
1500MF 63V 80p 100V £1.20 2000MF 63V £1.50 100V £1.80
2500MF 50V 70p 3300MF 63V £2 4700MF 63V £3
6800MF 100V £5.50 30,000MF 25V £2.50.
AIR-SPACED GEARED TWIN GANGS 365 + 365 + 25 + 25p £2.00.
VERNIER DIALS. 0-100. 36mm. £3.00. 50mm. £3.50.
MORSE CODE TAPPER & BUZZER Practice Set £3.00.
RESISTORS, CAPS, DIODES, TRANSISTORS 1000s IN STOCK

RADIO COMPONENT SPECIALISTS

337 WHITEHORSE ROAD, CROYDON
SURREY, U.K. Tel: 01-884 1665
Post 6p Minimum. Callers Welcome
List, Large S.A.E. Delivery 7 days Closed Wednesday

Practical Wireless, November 1987

79

YOUR LOCAL DEALERS

STOKE ON TRENT

MRZ COMMUNICATIONS LTD

ICOM - Amateur/PMR/Marine/Air.
YAESU - Amateur MRZ Desk PSU
for ICOM/YAESU Portables.
UK and EXPORT

Tel: (0782) 619658

IRELAND

Radcom Electronics

Approved dealer for Icom,
Yaesu and most accessories

25 Riversfield
Midleton, Co. Cork,
Ireland

Tel: 021 632725/632804

LONDON

Henry's

27MHz/934MHz Rigs &
accessories in stock.
Lists - S.A.E. (A4) - 26p
Full catalogue (TG/P) -
large S.A.E. £1.00
404 Edgware Road,
London W2 1ED
Tel: 01-724 0323
(Open 6 days a week)

ESSEX

Selectronic

The UK's leading suppliers of
934MHz personal radio
equipment

203 High Street, Canvey
Island, Essex

Tel: 0268 691481

(Open Mon-Sat 9-5.30)

Amateur radio equipment also in stock

HERNE BAY

ICOM (UK) LIMITED

The Official Icom importer

2 Stanley Road
Herne Bay, Kent
CT6 5SH

Tel: 0227 369464

(Open Mon-Sat 9-5.30,
except Thurs 9-1)

SOUTHAMPTON

South Midlands Communications

Official Yaesu Importer

S.M. House, School Close,
Chandlers Ford Industrial Estate,
Eastleigh Hants SO5 3BY.

Tel: 0703 255111

PORTSMOUTH

Telecomms

Importers of the Nevada
range of 934MHz equipment

189, London Road,
North End, Portsmouth,
Hants, PO2 9AE
Tel: 0705 662145

DEVON

Reg. Ward & Co. Ltd.

The South-West's largest amateur
radio stockist. Approved dealer for
Kenwood, Yaesu and Icom

1 Western Parade,
West Street, Axminster,
Devon, EX13 5NY

Tel: 0297 34918

(Closed 1:00-2:00 and all day Monday)

BUCKINGHAMSHIRE

Photo-Acoustics Ltd.

Approved Kenwood, Yaesu and
Icom dealer (part exchange
always welcome)

58 High Street, Newport Pagnell,
Buckinghamshire MK16 8AQ
Tel: 0908 610625

(Mon-Fri 9.30-5.30, Sat 9.30-4.30)

TYNE & WEAR

ESR Electronic Components

Official North East dealer for

VELLEMAN KIT

Station Road, Cullercoats

North Shields,

Tyne & Wear NE30 4PQ

Tel: 091 251 4363

(Mon-Sat 9.30-5.30. Closed Thurs)

LONDON

AMCOMM OF LONDON

Approved dealer for Yaesu
and Icom

373 Uxbridge Road,
London W3 9RN
Tel: 01-992 5765

(Mail order a speciality)

DERBYSHIRE

Lowe Electronics

The official importer of the
Kenwood range of equipment
(See main ad. for the full list
of all our shops)

Chesterfield Road, Matlock,
Derbyshire, DE4 5LE
Tel: 0629 2817/2430/4057

MERSEYSIDE

MGR SERVICES

Wirral based communications

ICOM - YAESU - M. MODULES - HOWES
- CIRKIT - WOOD & DOUGLAS -
PART-EX - AERIALS - PMR - MARINE -
MET ANTENNAS - ALINCO -
HEATHERLITE - SPECTRUM COMMS

48, Shrewsbury Road,
Orton, Birkenhead, L43 2HZ.

Tel: 051 653 3437

(Callers by appointment 9 am-9 pm, Mon-Sat)

LONDON

D & D ELECTRONICS (Kennington)

The sort of shop you used to see in
Lisle St. All sorts of surplus supplies,
so come along and browse or send
SAE for info. sheets.

3a Braganza Street

London SE17 3RD

Tel: 01-793 0054


(Open 6 days a week)

**PLEASE MENTION
PRACTICAL WIRELESS
WHEN REPLYING TO ADVERTISEMENTS**

RADIO SHACK FOR BARGAINS IN ANTENNAS

FOR SCANNERS

PRO-2004



£349.95

**HUGE DISCOUNTS OFF ALL
ANTENNAS IN STOCK — WE NEED
THE SPACE QUICKLY —
YOUR CHANCE TO SAVE MONEY
ON JAYBEAM, HYGAIN, HUSTLER,
AVANTI, ASP AND LOTS OF
AMATEUR EQUIPMENT AS WELL.
SEND STAMP FOR LISTS.**



RADIO SHACK LTD

(Just around the corner from West Hampstead Station on the Jubilee Line)

Giro Account No. 588 7151 Telephone: 01-624 7174 Telex: 23718

188 BROADHURST GARDENS,
LONDON NW6 3AY





Hello, what's this then? The
new Sony Shortwave radio.

Not exactly imposing, is it?

What happened to all the knobs
and dials...serried ranks of

How peculiar. Right, a quick whizz round the dial for a
basin full of the old hum and whistle, just to set the mood.

"Good Evening, this is Radio New Zealand."

Get off the line you great Antipodean fool!
I haven't had a good crackle yet.

valves, throbbing into the night...dirty great drums of copper

wire humming away like there's no tomorrow - it

hasn't even got a cats whisker!

"Sayonara, and welcome to Japan Today."

Oh, this is hopeless. I ask you. Where's the romance,

the adventure? Switch on, tune in and bang, you've got

the Kenyan Top 40, clear as a bell.

Oh, well...better

have a look at the old

instruction book. 'The

Sony Computerised

World Band Receiver.'

There's never a

computer in there!

What

else has

it got...dual display panel, yes, yes, get on with it...oh, a

15 station memory. Wonder if it remembers where I left me

mother-of-pearl cuff-links?

Now then. 'First switch on.' Oh, very droll I'm sure...

time for a fag while it warms up...hello, it's going already...

Where's the fun

there?

You can keep

your phased loop lock,

your crystal clear

reception and easy

tuning.

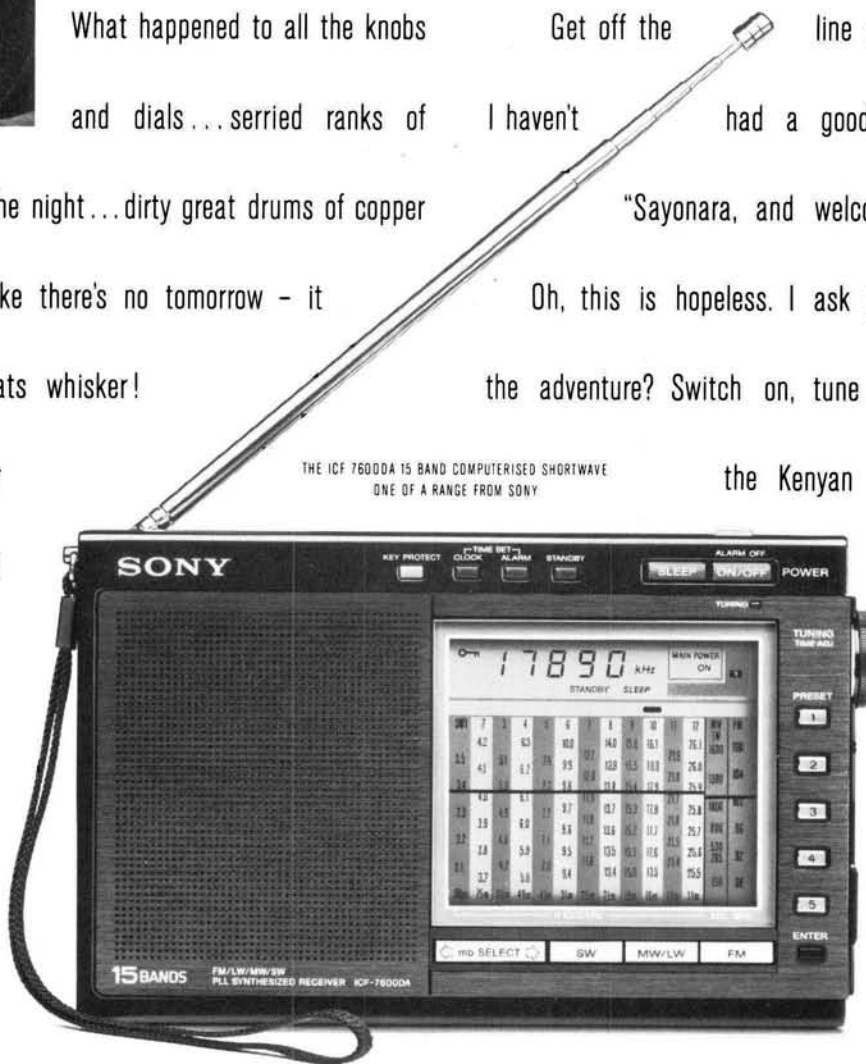
No, no,

no, sorry Sony. Give me a room full of watts, a coat-

hanger aerial and a set hot enough to cook your

breakfast on. I don't know...oh dear, oh dear...

THE ICF 7600DA 15 BAND COMPUTERISED SHORTWAVE
ONE OF A RANGE FROM SONY




THE NEW SONY SHORTWAVE. NOW ANY RADIO HAM CAN MASTER IT.

SONY®

1988 BUYER'S GUIDE TO ELECTRONIC COMPONENTS

Maplin



UNIQUE

Make your own
**DIGITAL
WATCH
KIT**

**1/2 PRICE OFFER
ONLY £1**

SEE INSIDE COVER.
NO SOLDERING.
SUITABLE FOR
AGES 10+

**VISIT OUR NEW
SHOP IN BRISTOL
NOW OPEN AT
302 GLOUCESTER ROAD
Tel: (0272) 232014**

**GET YOUR
COPY OF THE
NEW MAPLIN
CATALOGUE ON SALE
FROM 13th NOVEMBER 1987**

Pick up a copy from any W.H. Smith for just £1.60 + 40p p & p. If you live outside the UK send £2.75 or 12 International Reply Coupons. (enclose £2.00 post)

AVAILABLE SOON IN ALL W.H. SMITH STORES ORDER YOUR COPY NOW!

Name _____
Address _____
Post Code _____

**NEW! RADIO CONTROL MODELS
100's OF NEW PRODUCTS
AT LOW, LOW PRICES
£1.60**